



Hand Hygiene 2016 Awards Ceremony

KWAZULU-NATAL

DEPARTMENT OF HEALTH



Public Sector Poster

3rd Place

STANGER HOSPITAL



2nd Place

Richmond Hospital



1st Place

Keith Ruthanum

FACTS

313M people undergo surgery every year. Twice the number of babies born in the world


UP TO 31% OF PATIENTS THAT HAVE SURGERY WILL GET A SSI

1 IN 2 SURGICAL STAFF DO NOT WASH THEIR HANDS AT THE RIGHT MOMENT

LENGTH OF STAY INCREASES BY 3-20 DAYS IN SSI CASES

Asepsis Technique


Infection Control




THEME FOR 2016:

HAND HYGIENE SUPPORTS SAFE SURGICAL CARE


CLEAN HANDS SAVES LIVES






DESIGNED BY: K. RUTHANUM
IPC MANAGER: TOWNHILL

BRIDGING THE GAP BETWEEN IPC AND SURGICAL TEAMS TO REDUCE SURGICAL SITE AND ASSOCIATED INFECTIONS



ALL HEALTH CARE WORKERS WORKING WITH SURGICAL CLIENTS PRE AND POST OP MUST KNOW HOW TO DO HAND WASHING AND WHEN TO DO HAND WASHING. SINCE MOST CLIENTS GOING FOR SURGERY ALSO END UP WITH A URINARY CATHETER, IV LINES AND SOME WITH AN ENDOTRACHEAL TUBE, STAFF MUST KNOW HOW HAND WASHING SHOULD BE DONE WHEN DEALING WITH THESE DEVICES IN ORDER TO PREVENT THE SPREAD OF INFECTIONS!!!!!!!!!!!!!!

Surgical Handrubbing Technique



1. Rub hands together for 15-20 seconds

2. Rub the palm of one hand against the back of the other with fingers interlaced

3. Rub the back of one hand against the palm of the other with fingers interlaced

4. Rotate the wrist to rub the thumb with the fingers of the other hand

5. Rub the thumb against the palm of the other hand


6. Rub the fingers against the palm of the other hand

7. Rub the fingertips against the palm of the other hand

World Health Organization

My 5 Moments for Hand Hygiene

Focus on caring for a patient with a post-operative wound



1. Before touching the patient

2. Before any aseptic procedure

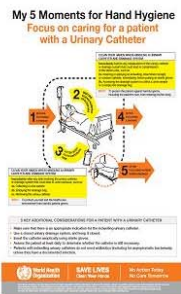
3. After body fluid exposure risk

4. After touching a patient

5. After touching patient surroundings

My 5 Moments for Hand Hygiene

Focus on caring for a patient with a Urinary Catheter



1. Before touching the patient

2. Before any aseptic procedure

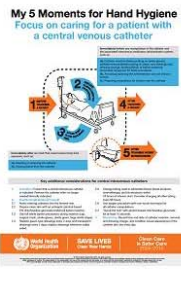
3. After body fluid exposure risk

4. After touching a patient

5. After touching patient surroundings

My 5 Moments for Hand Hygiene

Focus on caring for a patient with a central venous catheter



1. Before touching the patient

2. Before any aseptic procedure


3. After body fluid exposure risk

4. After touching a patient

5. After touching patient surroundings

My 5 Moments for Hand Hygiene

Focus on caring for a patient with an endotracheal tube



1. Before touching the patient

2. Before any aseptic procedure

3. After body fluid exposure risk

4. After touching a patient

5. After touching patient surroundings

Private Sector Poster

3rd Place

Shelly Beach

Their health is in YOUR
hands!



NEVER FAIL TO CLEANSER YOUR
HANDS.

2nd Place

Mediclinic



1st Place

Shelly Beach



Public Sector Campaign

1st place

Bruntville CHC



Private Sector Campaign

1st place

An aerial photograph of the Gateway Private Hospital building. The building is a large, modern structure with a prominent tower. The tower has a sign that reads "Gateway" with a logo above it. The building is surrounded by a parking lot and other buildings in the background. The sky is clear and blue.

Gateway Private Hospital