


KZN Health Intranet

Search this site

KZN Health > Components > Supply Chain Management
AdvertQuote



Quotation Advert

Opening Date: 2022-05-16

Closing Date: 2022-05-25

Closing Time: 11:00

INSTITUTION DETAILS

Institution Name: Benedictine hospital

Province: KwaZulu-Natal

Department or Entity: Department of Health

Division or section: Central Supply Chain Management

Place where goods / services is required Maintenance

Date Submitted

ITEM CATEGORY AND DETAILS

Quotation Number: ZNQ: Ben25/22-23

Item Category: Select...

Item Description: 1. Renovation to Queen Nolonolo Clinic

Quantity (if supplies) Service

COMPULSORY BRIEFING SESSION / SITE VISIT

Select Type: Both

Date : 2022-05-20

Time: 11h00

Venue: Sisters Lounge @Benedictine Hospital

QUOTES CAN BE COLLECTED FROM: Download from website

QUOTES SHOULD BE DELIVERED TO: Deposit to tender box near PRO officat Benedictine Hospital

ENQUIRIES REGARDING THE ADVERT MAY BE DIRECTED TO:

Name: Mrs J.P Mjaja


Email: mtungwa.philani@kznhealth.gov.za

Contact Number: 0358317062

Finance Manager Name:

Mrs P.N Gumede

Finance Manager Signature:



No late quotes will be considered

BIDDER'S DISCLOSURE

1. PURPOSE OF THE FORM

Any person (natural or juristic) may make an offer or offers in terms of this invitation to bid. In line with the principles of transparency, accountability, impartiality, and ethics as enshrined in the Constitution of the Republic of South Africa and further expressed in various pieces of legislation, it is required for the bidder to make this declaration in respect of the details required hereunder.

Where a person/s are listed in the Register for Tender Defaulters and / or the List of Restricted Suppliers, that person will automatically be disqualified from the bid process.

2. BIDDER'S DECLARATION

2.1. Is the bidder, or any of its directors / trustees / shareholders / members / partners or any person having a controlling interest¹ in the enterprise, employed by the state? **YES/NO**

2.1.1 If so, furnish particulars of the names, individual identity numbers, and, if applicable, state employee numbers of sole proprietor/ directors / trustees / shareholders / members/ partners or any person having a controlling interest in the enterprise, in table below.

Full Name	Identity Number	Name of State Institution

2.2. Do you, or any person connected with the bidder, have a relationship with any person who is employed by the procuring institution? **YES/NO**

2.2.1. If so, furnish particulars:

2.3. Does the bidder or any of its directors / trustees / shareholders / members / partners or any person having a controlling interest in the enterprise have any interest in any other related enterprise whether or not they are bidding for this contract? **YES/NO**

2.3.1. If so, furnish particulars:

3. DECLARATION

I, the undersigned, (name)..... in submitting the accompanying bid, do hereby make the following statements that I certify to be true and complete in every respect:

- 3.1. I have read and I understand the contents of this disclosure;
- 3.2. I understand that the accompanying bid will be disqualified if this disclosure is found not to be true and complete in every respect;
- 3.3. The bidder has arrived at the accompanying bid independently from, and without consultation, communication, agreement or arrangement with any competitor. However, communication between partners in a joint venture or consortium² will not be construed as collusive bidding.
- 3.4. In addition, there have been no consultations, communications, agreements or arrangements with any competitor regarding the quality, quantity, specifications, prices, including methods, factors or formulas used to calculate prices, market allocation, the intention or decision to submit or not to submit the bid, bidding with the intention not to win the bid and conditions or delivery particulars of the products or services to which this bid invitation relates.
- 3.5. The terms of the accompanying bid have not been, and will not be, disclosed by the bidder, directly or indirectly, to any competitor, prior to the date and time of the official bid opening or of the awarding of the contract.
- 3.6. There have been no consultations, communications, agreements or arrangements made by the bidder with any official of the procuring institution in relation to this procurement process prior to and during the bidding process except to provide clarification on the bid submitted where so required by the institution; and the bidder was not involved in the drafting of the specifications or terms of reference for this bid.
- 3.7. I am aware that, in addition and without prejudice to any other remedy provided to combat any restrictive practices related to bids and contracts, bids that are suspicious will be reported to the Competition Commission for investigation and possible imposition of administrative penalties in terms of section 59 of the Competition Act No 89 of 1998 and or may be reported to the National Prosecuting Authority (NPA) for criminal investigation and or may be restricted from conducting business with the public sector for a period not exceeding ten (10) years in terms of the Prevention and Combating of Corrupt Activities Act No 12 of 2004 or any other applicable legislation.

I CERTIFY THAT THE INFORMATION FURNISHED IN PARAGRAPHS 1, 2 and 3 ABOVE IS CORRECT.
 I ACCEPT THAT THE STATE MAY REJECT THE BID OR ACT AGAINST ME IN TERMS OF PARAGRAPH 6 OF PFMA SCM INSTRUCTION 03 OF 2021/22 ON PREVENTING AND COMBATING ABUSE IN THE SUPPLY CHAIN MANAGEMENT SYSTEM SHOULD THIS DECLARATION PROVE TO BE FALSE.

.....
Name of Bidder

.....
Signature

.....
Position

.....
Date

¹ the power, by one person or a group of persons holding the majority of the equity of an enterprise, alternatively, the person/s having the deciding vote or power to influence or to direct the course and decisions of the enterprise

GENERAL CONDITIONS OF CONTRACT

1. AMENDMENT OF CONTRACT

- 1.1. Any amendment to or renunciation of the provisions of the contract shall at all times be done in writing and shall be signed by both parties.

2. CHANGE OF ADDRESS

- 2.1. Bidders must advise the Department of Health (institution where the offer was submitted) should their address (*domicilium citandi et executandi*) details change from the time of bidding to the expiry of the contract.

3. GENERAL CONDITIONS ATTACHED TO THIS QUOTATION

- 3.1. The Department is under no obligation to accept the lowest or any quote.
- 3.2. The Department reserves the right to communicate in writing with vendors in cases where information is incomplete or where there are obscurities regarding technical aspects of the offer, to obtain confirmation of prices, in cases where it is evident that a typing, written, transfer or unit error has been made, to investigate the vendor's standing and ability to complete the supply/service satisfactorily.
- 3.3. **ALL DECISIONS TAKEN BY THE DEPARTMENT ARE FINAL, INCLUDING THE AWARD OR CANCELLATION OF THIS QUOTATION.**
- 3.4. The price quoted must include VAT (if VAT vendor).
- 3.5. Should a bidder become a VAT vendor after award or during the implementation of a contract, they may not request the VAT percentage from the Department as the service provider made an offer during the period they were not registered as a VAT vendor. The Department is only liable for any VAT from registered VAT vendors as originally stated on the quotation document.
- 3.6. The bidder must ensure the correctness & validity of the quotation:
- (i) *that the price(s), rate(s) quoted cover all for the work/item (s) & accept that any mistakes regarding the price (s) & calculations will be at the bidder's risk*
- (ii) *it is the responsibility of the bidder to confirm receipt of their quotation and to keep proof thereof.*
- 3.7. The bidder must accept full responsibility for the proper execution & fulfilment of all obligations conditions devolving on under this agreement, as the Principal (s) liable for the due fulfilment of this contract.
- 3.8. This quotation will be evaluated based on the, specification, correctness of information and/or functionality criteria. All required documentation must be completed in full and submitted.
- 3.9. Offers must comply strictly with the specification.
- 3.10. Only offers that meet or are greater than the specification will be considered.
- 3.11. Late offers will not be considered.
- 3.12. Expired product/s will not be accepted. All products supplied must be valid for a minimum period of six months.
- 3.13. Used/ second-hand products will not be accepted.
- 3.14. A bidder not registered on the Central Suppliers Database or whose verification has failed will not be considered.
- 3.15. All delivery costs must be included in the quoted price for delivery at the prescribed destination.
- 3.16. Only firm prices will be accepted. Such prices must remain firm for the contract period. Non-firm prices (including rates of exchange variations) will not be considered.
- 3.17. In cases where different delivery points influence the pricing, a separate pricing schedule must be submitted for each delivery point.
- 3.18. In the event of a bidder having multiple quotes, only the cheapest according to specification will be considered.
- 3.19. Verification will be conducted to identify if bidders have multiple companies and are cover-quoting for this bid.
- 3.20. In such instances, the Department reserves the right to immediately disqualify such bidders as cover-quoting is an offence that represents both corruption and acquisition fraud.

4. SPECIAL INSTRUCTIONS AND NOTICES TO BIDDERS REGARDING THE COMPLETION OF THIS QUOTATION.

- 4.1. Unless inconsistent with or expressly indicated otherwise by the context, the singular shall include the plural and vice versa and with words importing the masculine gender shall include the feminine and the neuter.
- 4.2. Under no circumstances whatsoever may the quotation/bid forms be retyped or redrafted. Photocopies of the original bid documentation may be used, but an original signature must appear on such photocopies.
- 4.3. The bidder is advised to check the number of pages and to satisfy himself that none are missing or duplicated.
- 4.4. Quotations submitted must be complete in all respects. However, where it is identified that information in a bidder's response, which does not affect the price, is incomplete in any respect, the said supplier meets all specification requirements and offers the lowest price, the Department reserves the right to request the bidder to complete/ submit such information.
- 4.5. Any alteration made by the bidder must be initialled; failure to do so may render the response invalid.
- 4.6. Use of correcting fluid is prohibited and may render the response invalid.
- 4.7. Quotations will be opened in public as soon as practicable after the closing time of quotation.
- 4.8. Where practical, prices are made public at the time of opening quotations.
- 4.9. If it is desired to make more than one offer against any individual item, such offers should be given on a photocopy of the page in question. Clear indication thereof must be stated on the schedules attached.
- 4.10. The Department is under no obligation to pay suppliers in part for work done if the supplier can no longer for fulfil their obligation.

5. SPECIAL INSTRUCTIONS REGARDING HAND DELIVERED QUOTATIONS

- 5.1. Quotation shall be lodged at the address indicated not later than the closing time specified for their receipt, and in accordance with the directives in the quotation documents.
- 5.2. Each quotation shall be addressed in accordance with the directives in the quotation documents and shall be lodged in a separate sealed envelope, with the name and address of the bidder, the quotation number and closing date indicated on the envelope. The envelope shall not contain documents relating to any quotation other than that shown on the envelope. If this provision is not complied with, such quotations/bids may be rejected as being invalid.
- 5.3. All quotations received in sealed envelopes with the relevant quotation numbers on the envelopes are kept unopened in safe custody until the closing time of the quotation/bids. Where, however, a quotation is received open, it shall be sealed. If it is received without a quotation/bid number on the envelope, it shall be opened, the quotation number ascertained, the envelope sealed and the quotation number written on the envelope.
- 5.4. A specific box is provided for the receipt of quotations, and no quotation found in any other box or elsewhere subsequent to the closing date and time of quotation will be considered.
- 5.5. No quotation/bid sent through the post will be considered if it is received after the closing date and time stipulated in the quotation documentation, and proof of posting will not be accepted as proof of delivery.
- 5.6. Quotation documents must not be included in packages containing samples. Such quotations may be rejected as being invalid.

6. SAMPLES

- 6.1. In the case of the quote document stipulating that samples are required, the supplier will be informed in due course when samples should be provided to the institution. (This decreases the time of safety and storage risk that may be incurred by the respective institution). The bidders sample will be retained if such bidder wins the contract.
 - (i) If a company/s who has not won the quote requires their samples, they must advise the institution in writing of such.
 - (ii) If samples are not collected within two months of close of quote the institution reserves the right to dispose of them at their discretion.
- 6.2. **Samples must be made available when requested in writing or if stipulated on the document.**
 - (i) If a Bidder fails to provide a sample of their product on offer for scrutiny against the set specification when requested, their offer will be rejected. All testing will be for the account of the bidder.

7. COMPULSORY SITE INSPECTION / BRIEFING SESSION

7.1. Bidders who fail to attend the compulsory meeting will be disqualified from the evaluation process.

- (i) The institution has determined that a compulsory site meeting take place
- (ii) Date 20 / 05 / 2022 Time 11 : 00 Place Sisters Lounge at Benedictine Hospital

Institution Stamp:	Institution Site Inspection / briefing session Official
	Full Name:
	Signature:
	Date:

8. STATEMENT OF SUPPLIES AND SERVICES

8.1. The contractor shall, when requested to do so, furnish particulars of supplies delivered or services executed. If he/she fails to do so, the Department may, without prejudice to any other rights which it may have, institute inquiries at the expense of the contractor to obtain the required particulars.

9. TAX COMPLIANCE REQUIREMENTS

- 9.1. In the event that the tax compliance status has failed on CSD, **it is the suppliers' responsibility to provide a SARS pin in order for the institution to validate the tax compliance status of the supplier.**
- 9.2. In the event that the institution cannot validate the suppliers' tax clearance on SARS as well as the Central Suppliers Database, **the quote will not be considered and passed over as non-compliant according to National Treasury Instruction Note 4 (a) 2016/17.**

10. TAX INVOICE

10.1. A tax invoice shall be in the currency of the Republic of South Africa and shall contain the following particulars:

- | | |
|--|--|
| (i) the name, address and registration number of the supplier; | (iv) a description and quantity or volume of the goods or services supplied; |
| (ii) the name and address of the recipient; | (v) the official department order number issued to the supplier; |
| (iii) an individual serialized number and the date upon which the tax invoice is issued; | (vi) the value of the supply, the amount of tax charged; |
| | (vii) the words tax invoice in a prominent place. |

11. PATENT RIGHTS

The supplier shall indemnify the **KZN Department of Health** (hereafter known as the purchaser) against all third-party claims of infringement of patent, trademark, or industrial design rights arising from use of the goods or any part thereof by the purchaser.

12. PENALTIES


- 12.1. If at any time during the contract period, the service provider is unable to perform in a timely manner, the service provider must notify the institution in writing/email of the cause of and the duration of the delay. Upon receipt of the notification, the institution should evaluate the circumstances and, if deemed necessary, the institution may extend the service provider's time for performance.
- 12.2. In the event of delayed performance that extends beyond the delivery period, the institution is entitled to purchase commodities of a similar quantity and quality as a substitution for the outstanding commodities, without terminating the contract, as well as return commodities delivered at a later stage at the service provider's expense.
- 12.3. Alternatively, the institution may elect to terminate the contract and procure the necessary commodities in order to complete the contract. In the event that the contract is terminated the institution may claim damages from the service provider in the form of a penalty. The service provider's performance should be captured on the service provider database in order to determine whether or not the service provider should be awarded any contracts in the future.
- 12.4. If the supplier fails to deliver any or all of the goods or to perform the services within the period(s) specified in the contract, the purchaser shall, without prejudice to its other remedies under the contract, deduct from the contract price, as a penalty, a sum calculated on the delivered price of the delayed goods or unperformed services using the current prime interest rate calculated for each day of the delay until actual delivery or performance.

13. TERMINATION FOR DEFAULT

- 13.1. The purchaser, without prejudice to any other remedy for breach of contract, by written notice of default sent to the supplier, may terminate this contract in whole or in part:
- (i) if the supplier fails to deliver any or all of the goods within the period(s) specified in the contract,
 - (ii) if the supplier fails to perform any other obligation(s) under the contract; or
 - (iii) if the supplier, in the judgment of the purchaser, has engaged in corrupt or fraudulent practices in competing for or in executing the contract.
- 13.2. In the event the purchaser terminates the contract in whole or in part, the purchaser may procure, upon such terms and in such manner as it deems appropriate, goods, works or services similar to those undelivered, and the supplier shall be liable to the purchaser for any excess costs for such similar goods, works or services.
- 13.3. Where the purchaser terminates the contract in whole or in part, the purchaser may decide to impose a restriction penalty on the supplier by prohibiting such supplier from doing business with the public sector for a period not exceeding 10 years.

14. THE DEPARTMENT RESERVES THE RIGHT TO DISQUALIFY ANY QUOTATION WHICH FAILS TO COMPLY WITH THE ABOVE.

**PROVINCE OF KWAZULU-NATAL
DEPARTMENT OF HEALTH
ZULULAND DISTRICT**



**Renovation to Queen Nolo Nolo Clinic.
(TECHNICAL SPECIFICATIONS)**

PROJECT SPECIFICATION

The work to be carried out in terms of this section of the project comprises the supply and installation of *all the materials necessary, as per the Schedule of Rates*

PART 1

1.1. SCOPE OF WORK

- 1.1.1 Supplying of paint and painting of walls doors.
- 1.1.2 Supplying of doors, mortise locks and replace.
- 1.1.3 Supplying of lights and install.

PART 2

2.1. TECHNICAL SPECIFICATION

This TECHNICAL SPECIFICATION shall be read in conjunction with all other sections of the SPECIFICATION and cognisance shall be taken of the clauses relevant to this particular installation, whether any specific clauses are referred to or not.

PART 3

3.1. MATERIALS:

- 3.1.1. Proprietary materials where specified are to be of the brand specified or other approved by the Department.
- 3.1.2. All primers, emulsion paints, enamels, stains, varnishes, etc. are to comply with the relevant SANS specification. Paints, etc. shall be suitable for application on the surfaces to which they are being applied and those used externally shall be of exterior quality or suitable for exterior use. For any particular work the priming coat and subsequent coats of paint are to be executed with paints from the same manufacturer and in accordance with that manufacturer's instructions.
- 3.1.3. The materials are to be brought to the site in unopened containers and no adulteration will be permitted, except thinners of a quantity and quality directed by the manufacturer.
- 3.1.4. The Department shall at all times be permitted to take samples for testing purposes from open containers of any brand of paint being used on the work.
- 3.1.5. All materials, if and when required by the Department, will be subject to tests by the South African Bureau of Standards, and the cost of such tests, should the material under test not meet the requirements of this specification, shall be borne by the Contractor. Fillers and stoppings are to be suitable for use with the material being filled or stopped and to the approval of the Department.

4. PREPARATORY WORK:

- 4.1. All new and existing surfaces are to be thoroughly dry and are to be cleaned of all dust, dirt, grease, oil, rust, scale, efflorescence, fungus, loose or flaking material, etc. rubbed down, stopped, filled, knotted and sanded smooth as required in accordance with the paint manufacturer's recommendations and to the approval of the Department prior to the application of paint, etc.
- 4.2. Ceilings are to have nail heads, including those to cornices and cover strips, primed and stopped up as necessary and rubbed down smooth. Asbestos cement shall be primed with an approved alkali resistant primer before the application of subsequent coats which are not, in themselves, alkali resistant.
- 4.3. Iron, steel and other ferrous metals shall be cleaned in accordance with SANS Code of Practice 064 to remove rust, scale, grease, oil, etc. and the surface brought to a bright metallic condition. Galvanized iron and zinc shall be cleaned in accordance with SANS Code of Practice 062 to remove the manufacturer's temporary protective coating, white rust, etc.
- 4.4. Other non-ferrous metals shall be thoroughly cleaned to remove all milling oils, temporary protective coatings, etc. and the surface abraded with fine water-paper and white spirit.
- 4.5. Woodwork to be painted shall have all knots and resinous areas treated with an approved knotting, the surface shall then be primed and all holes, etc. stopped and rubbed down smooth,
- 4.6. Woodwork to be oiled, stained, varnished, etc. shall be free of all stains, pencil marks and other surface discolorations and all holes, etc. stopped with tinted stopping and rubbed down smooth.
- 4.7. In preparing existing glazed sashes and sash doors, all loose putty is to be removed, the rebates primed and glass re-sprigged and re-puttied as necessary before the painting is commenced.
- 4.8. Previously distempered or lime washed surfaces to receive any other type of paint, are to have the existing distemper or lime wash completely removed by scraping or wire brushing and the surfaces treated with an approved bonding liquid.

- 4.9. Where existing paint film are in good condition any flaking or bared patches are to be properly feathered into the surrounding paint and spot primed as necessary.
- 4.10. Where existing paint films are in poor condition and require to be removed completely, they are to be removed by means of wire brushing, paint remover, burning off, or other approved method.
- 4.11. Paint removers shall be free of wax and caustic substances and shall preferably be of water rinse able type. When burning off paint from wood, care must be taken to avoid charring the wood.
- 4.12. The final state of preparatory work to existing decorated surfaces shall in all cases produce in the finished decorated surfaces a condition similar to new work.
- 4.13. The Contractor will be held responsible for the proper and adequate preparation of the surfaces and any work which fails to meet the manufacturer's recommendations must be made good at the Contractor's expense to the satisfaction of the Department.

4.2. APPLICATION OF PAINTS, ETC.

- 4.2.1 Painting may be carried out by brush, roller or spray as recommended by the manufacturer and to the approval of the Department. All paints, etc. are to be applied in strict accordance with the manufacturer's instructions. Each coat of paint is to be adequately and permanently keyed onto the previous coat or surface and shall be evenly distributed and continuous and shall dry to a smooth film, free from sags, runs or other imperfections. Each coat of paint is to be of a colour distinctive from previous or succeeding coats.
- 4.2.2 All painting must be done in accordance with a colour scheme which will be provided by the Department and rates for painting etc. are to include for all cutting in of contrasting colours and masking as required. No distinction has been made where more than one colour of the same material is required on the walls or ceiling of the same room.
- 4.2.3 Samples of colours for the final coats are to be prepared in all cases to the approval of the Department and all work must be finished to the approved colours.
- 4.2.4 Backs of wood door and similar frames and the surfaces of other new or prefixed joinery in contact with brickwork, etc. and built in as the work proceeds, shall be primed or sealed before building in to prevent moisture seeping into the wood from the mortar bedding.
- 4.3.5 Tongued and grooved and rebated edges of boards in batten doors and other such like inaccessible parts of new joinery shall, before assembly, be primed, or where the joinery is to receive a finish other than paint, be given one coat of such other finishing material.
- 4.2.6 All new external structural timbers shall be primed before the timbers are fixed in position and shall include all surfaces such as backs of fascia's and barge boards.

4.3. PAINTWORK TO PREVIOUSLY PAINTED PREPARATORY WORK EXISTING SURFACES

- 4.3.1 All previously painted surfaces must be sanded and thoroughly washed down and allowed to dry completely before paints is applied. Blistering or peeling shall be completely removed and cracks shall be opened, filled with suitable filler and finished smooth.
- 4.3.2 Previously painted metal surface shall be thoroughly rubbed and cleaned down. Blistered or peeling shall be completely removed.

4.3.3 Previously painted wood surface shall be thoroughly cleaned down, Blistered or peeling paint shall be peeling paint shall be completely removed and cracks and crevices shall be primed, filled with suitable filler and finished smooth.

4.4. RATES:

4.4.1 Rates for painting, etc. are to include for all preparatory work, and where spraying is employed, are to include or adequately masking all surrounding areas.

4.4.2 Where diameters of pipes are stated these are the nominal internal diameters, and rates for painting pipes are to include for painting the holder bats, hangers, clips, etc. supporting the pipes.

4.4.3 Rates are to include for providing all necessary dust sheets, covers, etc. taking all necessary precautions to prevent marking the surfaces of joinery, walls, floors, glass, electrical fittings, etc. All surfaces disfigured or otherwise damaged shall be completely renovated or replaced as necessary to the approval of the Department at the Contractor's own expense.

SCHEDULE OF RATES

5. WORK TO BE DONE AND SCHEDULE OF PRICES:

Item	DESCRIPTION	UNIT	QTY	RATE/ UNIT		TOTAL	
				R	c	R	c
	<p>NOTE: All rates for items contained in this Schedule of Prices must be filled excluding the applicable Value Added Tax. All prices shall include labour and transport. The Administration reserves the right to Negotiate prices in the Bill of Quantities</p> <ol style="list-style-type: none"> 1. The contractor to provide their own water and electricity. 2. The contractor is not allowed to sleep on site. 3. The contractor is not allowed to work during the weekends. 4. All rubbles must be removed and the contractor to comply with OHS Act. 5. Contract period for this work 08 weeks. <p><u>RETURNABLE/REQUIREMENTS</u></p> <ul style="list-style-type: none"> ➤ CIDB Grading 2GB ➤ Trade test certificate for Artisan Painter ➤ Proof of experience of service with similar nature of project(attach two orders and two completion certificates) ➤ Safety plan for specific project to be 						

	submitted. (Please note that the building will be operating while renovations are in-progress)						
	Failure to comply with the above requirements will result in the tender being disqualified.						
	<u>INSTITUTION: BENEDICTINE HOSPITAL</u>						
	<u>PROPRIETARY ARTICLES:</u> All equipment and material used in this contract shall be that which is specified or other approved.						
Main Clinic Outside.							
1.	Painting of facial board around the ward.	M ²	18				
2.	Cleaning of aluminium gutter using ordinary soap(steam washer to be used)	M	60				
3.	Repair/replace of damaged batch board	m	06				
Main entrance doors							
4.	Replace cylinder locks for burglars	unit	04				
5.	Replace 3 lever union mortise locks	unit	04				
6.	Painting of main doors using clear vanish paint SABS Approved paint.	M ²	28				
Staff toilet							
7.	Prepare wall by means of scrapping and filling of cracks also supply and paint sure coat white undercoat SUC1.	M ²	07				
8.	Prepare ceiling board and paint it using PVA SABS approve paint.	M ²	07				
9.	Paint 2 coats inside walls using bathroom and kitchen paint B2-E2-3 15 years guarantee . NB. All openings were not taken out so the contractor is subjected to paint all windows using super white high gloss paint NY 1 interior and use silver outside.	M ²	07				
10.	Supply and replace 2 lever union mortise locks	unit	03				
Disable toilet							
11.	Replace lock and aluminium handles for disable with indicator.	unit	1				

12.	Supply and replace fire proof abnormal door.	unit	1				
13.	Painting of the door using high gloss paint G 16 . PLEASE NOTE. Sure coat white undercoat SUC1 to be used.	M ²	04				
Patient's toilet							
14.	Prepare wall by means of scrapping and filling of cracks also supply and paint sure coat white undercoat SUC1.	M ²	04				
15.	Prepare ceiling board and paint it using PVA SABS approve paint.	M ²	04				
16.	Paint 2 coats inside walls using bathroom and kitchen paint B2-E2-3 15 years guarantee . NB. All openings were not taken out so the contractor is subjected to paint all windows using super white high gloss paint NY 1 interior and use silver outside.	M ²	02				
17.	Painting of door using high gloss paint G 16 . PLEASE NOTE. Sure coat white undercoat SUC1 to be used.	M ²	04				
18.	Replace 500mm x 500mm wall mounted mirror.	Unit	01				
Passage							
19.	Supply and install 2D light and fitting.	Unit	01				
	Prepare wall by means of scrapping and filling of cracks also supply and paint sure coat white undercoat SUC1.	M ²	12				
	Prepare ceiling board and paint it using PVA SABS approve paint.	M ²	05				
	Paint 2 coats inside wall using Apricot Cream VEL42 15 years guarantee. NB. All openings were not taken out so the contractor is subjected to paint all windows using super white high gloss paint NY 1 interior and use silver outside.	M ²	12				
	Painting of 6 doors using high gloss paint G 16 . PLEASE NOTE. Sure coat white undercoat SUC1 to be used.	M ²	24				
Main reception							
20.	Prepare wall by means of scrapping and filling of cracks also supply and paint sure coat white undercoat SUC1.	M ²	94				

21.	Prepare ceiling board and paint it using PVA SABS approve paint.	M ²					
22.	Paint 2 coats inside wall using Apricot Cream VEL42 15 years guarantee. NB. All openings were not taken out so the contractor is subjected to paint all windows using super white high gloss paint NY 1 interior and use silver outside.	M ²	94				
23.	Supply and replace 3 speed ceiling fans controlled on the wall	Unit	03				
24.	Supply and replace 2 lever union mortise locks in two store rooms.	unit	02				
	Painting of 6 doors using high gloss paint G 16 . PLEASE NOTE. Sure coat white undercoat SUC1 to be used.	M ²	04				
Admin support							
25.	Prepare wall by means of scrapping and filling of cracks also supply and paint sure coat white undercoat SUC1.	M ²	39				
26.	Prepare ceiling board and paint it using PVA SABS approve paint.	M ²	12				
27.	Paint 2 coats inside wall using Apricot Cream VEL42 15 years guarantee. NB. All openings were not taken out so the contractor is subjected to paint all windows using super white high gloss paint NY 1 interior and use silver outside.	M ²	39				
28.	Supply and replace 2 lever union mortise locks in two store rooms.	unit	01				
29.	Painting of 6 doors using high gloss paint G 16 . PLEASE NOTE. Sure coat white undercoat SUC1 to be used.	M ²	04				
Main door							
30.	Replace 4mm glass	unit	01				
Filling room							
31.	Prepare wall by means of scrapping and filling of cracks also supply and paint sure coat white undercoat SUC1.	M ²	39				
32.	Prepare ceiling board and paint it using PVA SABS approve paint.	M ²	12				
33.	Paint 2 coats inside wall using Apricot Cream VEL42	M ²	39				

	15 years guarantee. NB. All openings were not taken out so the contractor is subjected to paint all windows using super white high gloss paint NY 1 interior and use silver outside.						
34.	Painting of 6 doors using high gloss paint G 16 . PLEASE NOTE. Sure coat white undercoat SUC1 to be used.	M ²	04				
Main Passage							
35.	Prepare wall by means of scrapping and filling of cracks also supply and paint sure coat white undercoat SUC1.	M ²	72				
36.	Prepare ceiling board and paint it using PVA SABS approve paint.	M ²	36				
37.	Paint 2 coats inside wall using Apricot Cream VEL42 15 years guarantee. NB. All openings were not taken out so the contractor is subjected to paint all windows using super white high gloss paint NY 1 interior and use silver outside.	M ²	72				
Reception							
38.	Prepare wall by means of scrapping and filling of cracks also supply and paint sure coat white undercoat SUC1.	M ²	112				
39.	Prepare ceiling board and paint it using PVA SABS approve paint.	M ²	94				
40.	Paint 2 coats inside wall using Apricot Cream VEL42 15 years guarantee. NB. All openings were not taken out so the contractor is subjected to paint all windows using super white high gloss paint NY 1 interior and use silver outside.	M ²	112				
41.	Supply and replace 2 lever union mortise locks.	unit	01				
42.	Painting of door using high gloss paint G 16 . PLEASE NOTE. Sure coat white undercoat SUC1 to be used.	M ²	04				
Store room 1							
43.	Prepare wall by means of scrapping and filling of cracks also supply and paint sure coat white undercoat SUC1.	M ²	22				
44.	Prepare ceiling board and paint it using PVA SABS approve paint.	M ²	04				

45.	Paint 2 coats inside wall using Apricot Cream VEL42 15 years guarantee. NB. All openings were not taken out so the contractor is subjected to paint all windows using super white high gloss paint NY 1 interior and use silver outside.	M ²	22				
46.	Supply and replace 2 lever union mortise locks.	unit	01				
47.	Painting of door using high gloss paint G 16. PLEASE NOTE. Sure coat white undercoat SUC1 to be used.	M ²	04				
Kitchen							
48.	Prepare wall by means of scrapping and filling of cracks also supply and paint sure coat white undercoat SUC1.	M ²	05				
49.	Prepare ceiling board and paint it using PVA SABS approve paint.	M ²	09				
50.	Paint 2 coats inside wall using Apricot Cream VEL42 15 years guarantee. NB. All openings were not taken out so the contractor is subjected to paint all windows using super white high gloss paint NY 1 interior and use silver outside.	M ²	05				
51.	Repair frame also supply and replace 2 lever union mortise locks.	unit	02				
52.	Painting of door using high gloss paint G 16. PLEASE NOTE. Sure coat white undercoat SUC1 to be used.	M ²	04				
53.	Repair kitchen cupboard and replace 2 missing doors and hinges.	unit	01				
54.	Replace 150 x 150 white wall ceramic tiles	M ²	02				
OM office							
55.	Prepare wall by means of scrapping and filling of cracks also supply and paint sure coat white undercoat SUC1.	M ²	39				
56.	Prepare ceiling board and paint it using PVA SABS approve paint.	M ²	12				
57.	Paint 2 coats inside wall using Apricot Cream VEL42 15 years guarantee. NB. All openings were not taken out so the contractor is subjected to paint all windows using super white high gloss paint NY 1 interior and use silver outside.	M ²	39				
58.	Supply and replace 2 lever union mortise locks.	unit	01				

59.	Painting of door using high gloss paint G 16. PLEASE NOTE. Sure coat white undercoat SUC1 to be used.	M ²	04				
Sluice room							
60.	Replace 150 x 150 white wall ceramic tiles	M ²	03				
61.	Supply and replace 2 lever union mortise locks.	unit	01				
62.	Painting of door using high gloss paint G 16. PLEASE NOTE. Sure coat white undercoat SUC1 to be used.	M ²	04				
63.	Replace ceiling board 5.5m x 1m	M ²	06				
Tool room							
64.	Prepare wall by means of scrapping and filling of cracks also supply and paint sure coat white undercoat SUC1.	M ²	16				
65.	Prepare ceiling board and paint it using PVA SABS approve paint.	M ²	03				
66.	Paint 2 coats inside wall using Apricot Cream VEL42 15 years guarantee. NB. Openings were not taken out so the contractor is subjected to paint the door using clear vanish SABS Approved paint.	M ²	04				
Pharmacy and bathroom							
67.	Prepare wall by means of scrapping and filling of cracks also supply and paint sure coat white undercoat SUC1.	M ²	65				
68.	Prepare ceiling board and paint it using PVA SABS approve paint.	M ²	24				
69.	Paint 2 coats inside wall using Apricot Cream VEL42 15 years guarantee. NB. All openings were not taken out so the contractor is subjected to paint all windows using super white high gloss paint NY 1 interior and use silver outside.	M ²	65				
70.	Supply and replace 2 lever union mortise locks.	unit	01				
71.	Painting of door using high gloss paint G 16. PLEASE NOTE. Sure coat white undercoat SUC1 to be used.	M ²	04				

72.	Replace toilet cistern and B2 seat cover.	unit	01				
Doctors room							
73.	Prepare wall by means of scrapping and filling of cracks also supply and paint sure coat white undercoat SUC1.	M ²	35				
74.	Prepare ceiling board and paint it using PVA SABS approve paint.	M ²	12				
75.	Paint 2 coats inside wall using Apricot Cream VEL42 15 years guarantee. NB. All openings were not taken out so the contractor is subjected to paint all windows using super white high gloss paint NY 1 interior and use silver outside.	M ²	35				
76.	Supply and replace 2 lever union mortise locks.	unit	01				
77.	Painting of door using high gloss paint G 16. PLEASE NOTE. Sure coat white undercoat SUC1 to be used.	M ²	04				
78.	Supply standard fire proof door and replace it.	unit	01				
Room 2							
79.	Prepare wall by means of scrapping and filling of cracks also supply and paint sure coat white undercoat SUC1.	M ²	35				
80.	Prepare ceiling board and paint it using PVA SABS approve paint.	M ²	12				
81.	Paint 2 coats inside wall using Apricot Cream VEL42 15 years guarantee. NB. All openings were not taken out so the contractor is subjected to paint all windows using super white high gloss paint NY 1 interior and use silver outside.	M ²	35				
82.	Supply and replace 2 lever union mortise locks.	unit	01				
83.	Painting of door using high gloss paint G 16. PLEASE NOTE. Sure coat white undercoat SUC1 to be used.	M ²	04				
84.	Supply and replace light switch(Crabtree)	unit	01				
Store room 2							
85.	Prepare wall by means of scrapping and filling of cracks also supply and paint sure coat white undercoat SUC1.	M ²	35				

86.	Prepare ceiling board and paint it using PVA SABS approve paint.	M ²	12				
87.	Paint 2 coats inside wall using Apricot Cream VEL42 15 years guarantee. NB. All openings were not taken out so the contractor is subjected to paint all windows using super white high gloss paint NY 1 interior and use silver outside.	M ²	35				
88.	Supply and replace 2 lever union mortise locks.	unit	01				
89.	Painting of door using high gloss paint G 16. PLEASE NOTE. Sure coat white undercoat SUC1 to be used.	M ²	04				
Support service							
90.	Prepare wall by means of scrapping and filling of cracks also supply and paint sure coat white undercoat SUC1.	M ²	35				
91.	Prepare ceiling board and paint it using PVA SABS approve paint.	M ²	12				
92.	Paint 2 coats inside wall using Apricot Cream VEL42 15 years guarantee. NB. All openings were not taken out so the contractor is subjected to paint all windows using super white high gloss paint NY 1 interior and use silver outside.	M ²	35				
93.	Supply and replace 2 lever union mortise locks.	unit	01				
94.	Painting of door using high gloss paint G 16. PLEASE NOTE. Sure coat white undercoat SUC1 to be used.	M ²	04				
Room 6							
95.	Prepare wall by means of scrapping and filling of cracks also supply and paint sure coat white undercoat SUC1.	M ²	35				
96.	Prepare ceiling board and paint it using PVA SABS approve paint.	M ²	12				
97.	Paint 2 coats inside wall using Apricot Cream VEL42 15 years guarantee. NB. All openings were not taken out so the contractor is subjected to paint all windows using super white high gloss paint NY 1 interior and use silver outside.	M ²	35				
98.	Supply and replace 2 lever union mortise locks.	unit	01				
99.	Painting of door using high gloss paint G 16. PLEASE NOTE. Sure coat white undercoat SUC1 to be used.	M ²	04				

Room 3							
100.	Prepare wall by means of scrapping and filling of cracks also supply and paint sure coat white undercoat SUC1.	M ²	35				
101.	Prepare ceiling board and paint it using PVA SABS approve paint.	M ²	12				
102.	Paint 2 coats inside wall using Apricot Cream VEL42 15 years guarantee. NB. All openings were not taken out so the contractor is subjected to paint all windows using super white high gloss paint NY 1 interior and use silver outside.	M ²	35				
103.	Supply and replace 2 lever union mortise locks.	unit	01				
104.	Painting of door using high gloss paint G 16. PLEASE NOTE. Sure coat white undercoat SUC1 to be used.	M ²	04				
Room 4							
105.	Prepare wall by means of scrapping and filling of cracks also supply and paint sure coat white undercoat SUC1.	M ²	35				
106.	Prepare ceiling board and paint it using PVA SABS approve paint.	M ²	12				
107.	Paint 2 coats inside wall using Apricot Cream VEL42 15 years guarantee. NB. All openings were not taken out so the contractor is subjected to paint all windows using super white high gloss paint NY 1 interior and use silver outside.	M ²	35				
108.	Supply and replace 2 lever union mortise locks.	unit	01				
109.	Painting of door using high gloss paint G 16. PLEASE NOTE. Sure coat white undercoat SUC1 to be used.	M ²	04				
110.	Repair kitchen cupboard and replace 4 missing doors and hinges.	unit	01				
Minor Alignment							
111.	Prepare wall by means of scrapping and filling of cracks also supply and paint sure coat white undercoat SUC1.	M ²	35				

112.	Prepare ceiling board and paint it using PVA SABS approve paint.	M ²	12				
113.	Paint 2 coats inside wall using Apricot Cream VEL42 15 years guarantee. NB. All openings were not taken out so the contractor is subjected to paint all windows using super white high gloss paint NY 1 interior and use silver outside.	M ²	35				
114.	Supply and replace 2 lever union mortise locks.	unit	01				
115.	Painting of door using high gloss paint G 16. PLEASE NOTE. Sure coat white undercoat SUC1 to be used.	M ²	04				
Carried To Collection Summary PS 1							
Public toilets							
Female toilet							
116.	Prepare wall by means of scrapping and filling of cracks also supply and paint sure coat white undercoat SUC1.	M ²	35				
117.	Prepare ceiling board and paint it using PVA SABS approve paint.	M ²	12				
118.	Paint 2 coats inside wall using Apricot Cream VEL42 15 years guarantee. NB. All openings were not taken out so the contractor is subjected to paint all windows using super white high gloss paint NY 1 interior and use silver outside.	M ²	35				
119.	Supply and replace 2 lever union mortise locks.	unit	01				
120.	Painting of door using high gloss paint G 16. PLEASE NOTE. Sure coat white undercoat SUC1 to be used.	M ²	04				
121.	Supply and replace Ndlovu White LI Front Flush also B2 seat cover to be replaced.	unit	02				
122.	Prepare floor by striping of old Vinyl floor also supplying and installation of GN 573 330 x 330 Johnson Granite floor tiles including 100mm skirting. Tile fixer 6hrs.	m ²	15				
Male toilet							
123.	Prepare wall by means of scrapping and filling of cracks also supply and paint sure coat white undercoat SUC1.	M ²	35				

124.	Prepare ceiling board and paint it using PVA SABS approve paint.	M ²	12				
125.	Paint 2 coats inside wall using Apricot Cream VEL42 15 years guarantee. NB. All openings were not taken out so the contractor is subjected to paint all windows using super white high gloss paint NY 1 interior and use silver outside.	M ²	35				
126.	Supply and replace 2 lever union mortise locks.	unit	01				
127.	Painting of door using high gloss paint G 16. PLEASE NOTE. Sure coat white undercoat SUC1 to be used.	M ²	04				
128.	Supply and replace low level toilet pan and Ndlovu White LI Front Flush, B2 seat cover also.	unit	01				
129.	Prepare floor by striping of old Vinyl floor also supplying and installation of GN 573 330 x 330 Johnson Granite floor tiles including 100mm skirting. Tile fixer 6hrs.	m ²	15				
Carried To Collection Summary PS 2							
PMTCT Clinic							
Main veranda entrance							
130.	Supply and replace Bekaray light and fitting on the wall	unit	02				
131.	Supply and replace 2D light and fitting veranda wall to replace hanged lights	unit	02				
132.	Prepare wall by means of scrapping and filling of cracks also supply and paint sure coat white undercoat SUC1.	M ²	21				
133.	Paint 2 coats wall using Apricot Cream VEL42 15 years guarantee.	M ²	21				
134.	Supply and replace cylinder lock for aluminium door.	unit	02				
Main waiting area							
135.	Prepare wall by means of scrapping and filling of cracks also supply and paint sure coat white undercoat SUC1.	M ²	80				
136.	Repair suspended ceiling board.	unit	01				
137.	Paint 2 coats inside wall using Apricot Cream VEL42 15 years guarantee. NB. All openings were not taken out so the contractor is subjected to paint all windows using super white high gloss paint NY 1 interior and	M ²	35				

	outside.						
Staff toilet							
138.	Prepare wall by means of scrapping and filling of cracks also supply and paint sure coat white undercoat SUC1.	M ²	13				
139.	Repair suspended ceiling board.	unit	01				
140.	Paint 2 coats inside wall using Apricot Cream VEL42 15 years guarantee. NB. All openings were not taken out so the contractor is subjected to paint all doors and windows using super white high gloss paint NY 1 interior and outside.	M ²	13				
141.	Supply and replace lockable stainless steel toilet paper holder.	unit	01				
Paraplegic toilet							
142.	Prepare wall by means of scrapping and filling of cracks also supply and paint sure coat white undercoat SUC1.	M ²	06				
143.	Repair suspended ceiling board.	unit	01				
144.	Paint 2 coats inside wall using Apricot Cream VEL42 15 years guarantee. NB. All openings were not taken out so the contractor is subjected to paint all windows using super white high gloss paint NY 1 interior and outside.	M ²	06				
145.	Supply and replace lockable stainless steel toilet paper holder.	unit	01				
146.	Supply and replace door handle and lock for people with disability.	unit	01				
Female toilet							
147.	Prepare wall by means of scrapping and filling of cracks also supply and paint sure coat white undercoat SUC1.	M ²	13				
148.	Repair suspended ceiling board.	unit	01				
149.	Paint 2 coats inside wall using Apricot Cream VEL42 15 years guarantee. NB. All openings were not taken out so the contractor is subjected to paint all windows using super white high gloss paint NY 1 interior and outside.	M ²	13				

150.	Supply and replace lockable stainless steel toilet paper holder.	unit	01				
151.	Supply and replace low level toilet pan and Ndlovu White LI Front Flush, B2 seat cover also.	unit	01				
Male toilets							
152.	Prepare wall by means of scrapping and filling of cracks also supply and paint sure coat white undercoat SUC1.	M ²	13				
153.	Repair suspended ceiling board.	unit	01				
154.	Paint 2 coats inside wall using Apricot Cream VEL42 15 years guarantee. NB. All openings were not taken out so the contractor is subjected to paint all windows using super white high gloss paint NY 1 interior and outside.	M ²	13				
	Supply and replace lockable stainless steel toilet paper holder.	unit	01				
	Supply and replace 2 lever union mortise locks.	unit	01				
Passage							
155.	Prepare wall by means of scrapping and filling of cracks also supply and paint sure coat white undercoat SUC1.	M ²	27				
156.	Repair suspended ceiling board.	unit	01				
157.	Paint 2 coats inside wall using Apricot Cream VEL42 15 years guarantee.	M ²	27				
PHC Room 10							
158.	Prepare wall by means of scrapping and filling of cracks also supply and paint sure coat white undercoat SUC1.	M ²	30				
159.	Repair suspended ceiling board.	unit	01				
160.	Paint 2 coats inside wall using Apricot Cream VEL42 15 years guarantee.	M ²	30				
161.	Supply and replace cabinet drawers with runners and handles 1.7 x 340.	unit	02				
162.	Supply and replace 2 lever union mortise locks.	unit	01				
PHC Room 11							
163.	Prepare wall by means of scrapping and filling of cracks also supply and paint sure coat white undercoat SUC1.	M ²	30				

164.	Repair suspended ceiling board.	unit	01				
165.	Paint 2 coats inside wall using Apricot Cream VEL42 15 years guarantee.	M ²	30				
166.	Supply and replace cabinet doors and handles 550 x 700	unit	02				
167.	Supply and replace 2 lever union mortise locks.	unit	01				
Counselling room							
168.	Prepare wall by means of scrapping and filling of cracks also supply and paint sure coat white undercoat SUC1.	M ²	30				
169.	Repair suspended ceiling board.	unit	01				
170.	Paint 2 coats inside wall using Apricot Cream VEL42 15 years guarantee.	M ²	30				
171.	Supply and replace cabinet doors and handles 550 x 700	unit	02				
172.	Supply and replace 2 lever union mortise locks.	unit	01				
173.	Supply and replace fire proof door also painted.	unit	01				
Kitchen							
174.	Prepare wall by means of scrapping and filling of cracks also supply and paint sure coat white undercoat SUC1.	M ²	45				
175.	Repair suspended ceiling board.	unit	01				
176.	Paint 2 coats inside wall using Apricot Cream VEL42 15 years guarantee.	M ²	45				
177.	Supply and replace cabinet doors and handles 600 x 770 and 600 X 600.	unit	02				
178.	Supply and replace 2 lever union mortise locks.	unit	01				
179.	Supply and replace cobra kitchen mixer wall mounted.	unit	01				
180.	Supply and replace 5litre hydro boiler	unit	01				
181.	Supply and replace 600 x 600 asbestos wall mounted heater.	unit	01				
PHC Room 13							
182.	Prepare wall by means of scrapping and filling of cracks also supply and paint sure coat white undercoat SUC1.	M ²	37				
183.	Repair suspended ceiling board.	unit	01				

184.	Paint 2 coats inside wall using Apricot Cream VEL42 15 years guarantee.	M ²	37				
185.	Supply and replace 2 lever union mortise locks.	unit	01				
Reception office							
186.	Prepare wall by means of scrapping and filling of cracks also supply and paint sure coat white undercoat SUC1.	M ²	27				
187.	Repair suspended ceiling board.	unit	01				
188.	Paint 2 coats inside wall using Apricot Cream VEL42 15 years guarantee.	M ²	27				
189.	Supply and replace 2 lever union mortise locks.	unit	01				
190.	Supply and replace 600 x 600 asbestos wall mounted heater.	unit	01				
Food store room							
191.	Prepare wall by means of scrapping and filling of cracks also supply and paint sure coat white undercoat SUC1.	M ²	18				
192.	Repair suspended ceiling board.	unit	01				
193.	Paint 2 coats inside wall using Apricot Cream VEL42 15 years guarantee.	M ²	18				
Pharmacy							
194.	Prepare wall by means of scrapping and filling of cracks also supply and paint sure coat white undercoat SUC1.	M ²	30				
195.	Repair suspended ceiling board.	unit	01				
196.	Paint 2 coats inside wall using Apricot Cream VEL42 15 years guarantee.	M ²	30				
Sluice room							
	Supply and replace cabinet and use the same sink as shown below						

197.		Unit	01				
198.	Supply and replace 2 lever union mortise locks.	unit	01				
Exit door							
199.	Supply and paint exit door using vanish paint SABS Approved	M ²	04				
200.	Supply and replace 2 lever union mortise locks.	unit	01				
Surgical store room							
201.	Prepare wall by means of scrapping and filling of cracks also supply and paint sure coat white undercoat SUC1.	M ²	30				
202.	Repair suspended ceiling board.	unit	01				
203.	Paint 2 coats inside wall using Apricot Cream VEL42 15 years guarantee.	M ²	30				
PHC Room 07							
204.	Prepare wall by means of scrapping and filling of cracks also supply and paint sure coat white undercoat SUC1.	M ²	37				
205.	Repair suspended ceiling board.	unit	01				
206.	Paint 2 coats inside wall using Apricot Cream VEL42 15 years guarantee.	M ²	37				
207.	Supply and replace 2 lever union mortise locks.	unit	01				
208.	Supply and replace 600 x 600 asbestos wall mounted heater.	unit	01				
Passage no2							
209.	Prepare wall by means of scrapping and filling of cracks also supply and paint sure coat white undercoat SUC1.	M ²	37				

210.	Repair suspended ceiling board.	unit	01				
211.	Paint 2 coats inside wall using Apricot Cream VEL42 15 years guarantee.	M ²	37				
Waiting area no2							
212.	Prepare wall by means of scrapping and filling of cracks also supply and paint sure coat white undercoat SUC1.	M ²	60				
213.	Repair suspended ceiling board.	unit	01				
214.	Paint 2 coats inside wall using Apricot Cream VEL42 15 years guarantee.	M ²	60				
PHC Room 08							
215.	Prepare wall by means of scrapping and filling of cracks also supply and paint sure coat white undercoat SUC1.	M ²	37				
216.	Repair suspended ceiling board.	unit	01				
217.	Paint 2 coats inside wall using Apricot Cream VEL42 15 years guarantee.	M ²	37				
218.	Repair drawer cabinet	unit	01				
PHC Room 09							
219.	Prepare wall by means of scrapping and filling of cracks also supply and paint sure coat white undercoat SUC1.	M ²	37				
220.	Repair suspended ceiling board.	unit	01				
221.	Paint 2 coats inside wall using Apricot Cream VEL42 15 years guarantee.	M ²	37				
222.	Repair drawer cabinet	unit	01				
223.	Supply and replace 600 x 600 asbestos wall mounted heater.	unit	01				
Gutter and Facial board							
224.	Clean gutter, facial and batch board also paint it using super white high gloss paint NY 1. Undercoat to be used also.	m	178				
Window stays and window handles							

225.	Supply and replace all missing window handles and stays.	all	all				
Carried To Collection Summary PS 3							
Guard room							
226.	Prepare wall by means of scrapping and filling of cracks also supply and paint sure coat white undercoat SUC1.	M ²	37				
227.	Prepare ceiling board and paint it using PVA SABS approve paint.	M ²	12				
228.	Paint 2 coats inside wall using Apricot Cream VEL42 15 years guarantee.	M ²	37				
229.	Supply and install window handles and window stays.	all	all				
230.	Supply and replace Ndlovu White LI Front Flush also B2 seat cover to be replaced.	unit	01				
231.	Supply and replace 4x4 Crabtree wall plug	unit	01				
Carried To Collection Summary PS 4							

COLLECTION SUMMARY

INSTITUTION: BENEDICTINE HOSPITAL

PROJECT: RENOVATIONS TO QUEEN NOLO NOLO CLINIC.

NOTE:

THIS COLLECTION SUMMARY MUST BE COMPLETED IN FULL BY THE CONTRACTOR AND RETURNED TOGETHER WITH THE TENDER FORM.

Collection Summary PS 1	R		
Collection Summary PS 2	R		
Collection Summary PS 3	R		
Collection Summary PS 4	R		
SUB-TOTAL	R		
ADD Provision for Value Added Tax Allow 15% of SUB-TOTAL	R		
<u>TOTAL: CARRIED TO FORM</u>	R		