

MASTER SITE PLAN
SCALE: 1:500

Legend

Proposed Stormwater	---
Proposed Sewer	---
Existing Sewer	---

NOTES:
REFER TO DRAWING NO: 5418-01-100
FOR ALL SITE SERVICES AND
GENERAL ARRANGEMENT

GENERAL NOTES
ALL WORK TO COMPLY WITH THE NATIONAL BUILDING REGULATIONS, SANS 10403 & THE LOCAL AUTHORITY BY-LAWS. ALL CONCRETE AND LEVELS ARE TO BE VERIFIED ON SITE PRIOR TO COMMENCING SITEWORK. FORMWORK SHALL BE APPROVED BY THE ARCHITECT. ALL DIMENSIONS SHALL BE TO FACE UNLESS OTHERWISE SPECIFIED. ALL DIMENSIONS SHALL BE TO FACE UNLESS OTHERWISE SPECIFIED. ALL DIMENSIONS SHALL BE TO FACE UNLESS OTHERWISE SPECIFIED. ALL DIMENSIONS SHALL BE TO FACE UNLESS OTHERWISE SPECIFIED.

FLOOR:
FINISH AS PER SPEC. ON 15mm SCREED SURFACE BED ON ALL FLOORS. ON SURFACE BED ON ONE LAYER OF 75mm MASONRY BLOCKS. PLASTER 12mm. MEMBRANE ON FAS APPROVED CPV ON WALL. COMPACTED FILL AND TREATED WITH TERMITICIDE. ALL DIMENSIONS SHALL BE TO FACE UNLESS OTHERWISE SPECIFIED.

CEILING:
5.2mm THICK PLYWOOD ON 34x50mm TREATED SA PINE BRANDING FIXED TO UNDERSIDE OF TRUSSES AT MAX 1500mm CENTRES. COMPLETE WITH APPROVED JOINTS. DOORS AND WINDOWS TO SCHEDULE. DRAINAGE: 100MM DIA UVCV SEWER PIPE DRAIN 100mm OF 1:60 SLOPING TO FES AT HEAD OF DRAIN. AT ALL DIRECTION CHANGES & AT MAX. OF 2000mm INTERVALS. INTERSECTION AT ALL JUNCTIONS OF DRAIN TO HAVE MARKED CODES AT 1000mm LEVEL. ALL DRAINAGE SYSTEMS TO BE IN ACCORDANCE WITH LOCAL AUTHORITY BY-LAWS AND SANS 10400.

FOUNDATIONS:
ALL FOUNDATIONS STRUCTURAL LONG WORK TO ENG'S DETAILS. ALL SOIL COMPACTED TO ENG'S SPECIFICATION. ALL LINTELS TO COMPLY WITH SANS 10400 PART 4 & 2.1.

FIRE NOTE:
ALL WORK TO COMPLY WITH PART 1 OF THE SANS 10400 FIRE PROTECTION REGULATIONS. STAIRCASE SPECIFICATIONS TO COMPLY WITH SANS 1000-100 PART 1. BALUSTRADES TO BE MINIMUM 1000mm HIGH. ALL BALUSTRADES TO COMPLY WITH SANS 10400 - PART 100. SANS 1000-100 LIGHTING & ELEVATIONS. LIGHTING IN HABITABLE ROOM, BATHROOM, SHOWER ROOM & ROOM MUST COMPLY WITH SANS 10400 & 0.75 ILLUMINATION TO COMPLY WITH SANS 10400.

SAFETY AND ENERGY EFFICIENCY IN BUILDINGS:
VENTILATION & SHADING. EXTERNAL WALLS. PERMEATION. FLOOR ASSEMBLY. SERVICES THAT USE COLD & HOT WATER SYSTEMS TO ALL COMPLY & IF NOT TO COMPLY WITH THE DETAILED REQUIREMENTS OF SANS 10400.

GLAZING NOTE:
ALL GLAZING TO COMPLY WITH PART 1 OF THE SANS 10400. GLAZING EXCEEDING 1.5m OR LESS THAN 500mm FROM FLOOR TO BE SAFELY GLAZED. ALL WINDOWS TO BE ALL-GLASS FRAMED & 50% SAFETY GLAZING.

AREA SCHEDULE

EXISTING FLOOR LEVEL	BLOCK A	BLOCK B	BLOCK C	LINK 1	LINK 2
GROUND FLOOR	332 m2	314 m2	314 m2	132 m2	132 m2
FIRST FLOOR	314 m2	314 m2	314 m2	132 m2	132 m2
THIRD FLOOR	314 m2	314 m2	314 m2	132 m2	132 m2
TOTAL AREA/BLOCK	960 m2	942 m2	942 m2	396 m2	396 m2
TOTAL AREA/BLOCK	EXISTING		NEW		
TOTAL AREA	2844 m2		792 m2		
TOTAL AREA			3636 m2		

REVISIONS

NO.	DATE	DESCRIPTION	BY	CHKD
1	14/05/2024	FOR INFORMATION	ML	
2	14/05/2024	FOR INFORMATION	ML	
3	14/05/2024	FOR INFORMATION	ML	
4	14/05/2024	FOR INFORMATION	ML	

APPROVED:

DESIGNED BY	22/05/2024	DATE
DRAWN BY	22/05/2024	DATE
APPROVED BY		DATE
REVISION BY		DATE

PROJECT TITLE: SITE PLAN

CLIENT: DEPARTMENT OF HEALTH - KZN

PROJECT: PROPOSED ALTERATIONS AND REFURBISHMENTS TO EXISTING STUDENT ACCOMMODATION IN MADADEN HOSPITAL SITE 1 (HOSPITAL SITE) IN THE TOWNSHIP ON FARM SUTTLEWORTH NO. 9504

ARCH-SP01



NOTES
FLOOR:
PORCELAIN TILES IN ALL ROOMS TO SPEC.

GROUND FLOOR PLAN
SCALE: 1:250

GENERAL NOTES
ALL WORK TO COMPLY WITH THE NATIONAL BUILDING REGULATIONS SANS 10400 & THE LOCAL AUTHORITY BY-LAWS. ALL DIMENSIONS AND LEVELS ARE TO BE VERIFIED ON SITE PRIOR TO COMMENCING SETTING OUT. WORKSHOP DRAWINGS OR CONSTRUCTION FIGURED DIMENSIONS ONLY TO BE USED. DISCREPANCIES, ERRORS AND OMISSIONS ARE TO BE REPORTED TO THE ARCHITECT IMMEDIATELY THEY BECOME EVIDENT. SHOP DRAWINGS TO BE SUBMITTED FOR APPROVAL PRIOR TO MANUFACTURE OR INSTALLATION. ALL SPECIFIED PRODUCTS ARE TO BE FITTED TO THE RESPECTIVE MANUFACTURERS SPECIFICATION. COPYRIGHT AND RIGHT OF REPRODUCTION OF THIS DRAWING OR ANY PORTION THEREOF IS RESERVED BY THE ARCHITECT.

NOTES
FLOOR:
PORCELAIN TILES TO SPEC. ON 30 MM SCREED SURFACE BED ON ALL FLOORS. ON SURFACE BED ON ONE LAYER OF 375 MICRON 'CONSOL PLASTIC BICKGRIP DPC' MEMBRANE ON SABS APPROVED DPM ON WELL COMPACTED FILL AND TREATED WITH TERMITE POISON
ROOF:
0.58mm GALV. KLIPLOK ROOF SHEETING IN CHARCOAL COLOUR @ 19 DEG ON TIMBER TRUSSES AND STRUCTURE TO ENG'S DETAILS
RAINWATER GOODS
0.8MM SEAMLESS AL. GUTTER AND RAINWATER PIPE WITH G4 FINISH. 100X76MM EAVES GUTTER

CEILING:
6.4mm THICK RHINOBOARD ON 38x50mm TREATED SA PINE BRANDING FIXED TO UNDERSIDE OF TRUSSES AT MAX 450MM CENTRES. COMPLETE WITH APPROVED CORNICES
DOOR:
DOORS AND WINDOWS TO SCHEDULE
DRAINAGE:
100MM DIA UPVC SEWER PIPE DRAIN MIN. OF 1:60 RODDING EYES AT HEAD OF DRAIN. AT ALL DIRECTION CHANGES & AT MAX. OF 25000 INTERVALS INSPECTION EYES AT ALL JUNCTIONS OF DRAIN TO HAVE MARKED COVERS AT GROUND LEVEL ALL DRAINAGE WORK TO BE IN ACCORDANCE WITH LOCAL AUTHORITIES BY LAWS AND SANS 10400

FOUNDATIONS:
ALL FOUNDATIONS. STRUCTURAL CONC. WORK TO ENG'S DETAILS
ALL SOIL COMPACTION TO ENG'S SPECIFICATION
LINTELS:
ALL LINTELS TO COMPLY WITH SANS 10400 PART K 4.2.9
GLAZING NOTE:
ALL GLAZING TO COMPLY WITH PART N OF THE SANS 10400
GLAZING EXCEEDING 1 sq m OR LESS THAN 500mm FROM FFL TO BE SAFETY GLAZED.

FIRE NOTE:
ALL WORK TO COMPLY WITH PART T OF THE SANS 10400
FIRE PROTECTION REGULATIONS
STAIRCASE NOTES
STAIRCASE SPECIFICATIONS TO COMPLY WITH SANS 10400-1990 PART M.
BALUSTRADES TO BE MINIMUM 1000MM HIGH.
BALUSTRADES TO BE MINIMUM 100MM APART
ALL BALUSTRADES TO COMPLY WITH SANS 10400 - PART DD2
SANS 10400-O: LIGHTING & ELEVATIONS
LIGHTING IN HABITABLE ROOM, BATHROOM, SHOWER ROOM & ROOM MUST COMPLY WITH 10400-T & O. VENTILATION TO COMPLY WITH 10400-T & O

SANS 10400-KA: ENERGY EFFICIENCY IN BUILDINGS
ORIENTATION & SHADING, EXTERNAL WALLS, FENESTRATION, ROOF ASSEMBLY SERVICES THAT USE ENERGY & HOT WATER SYSTEMS TO ALL COMPLY & IF NOT TO COMPLY WITH THE DETAILED REQUIREMENTS OF SANS 204.
SANS 10400-B STRUCTURAL DESIGN
THE STRUCTURAL SYSTEM OF THE BUILDING TO COMPLY WITH PARTS H, J, K, L, M & N OF SANS 10400
SANS 10400-C: DIMENSIONS
DIMENSIONS OF ANY ROOM OR SPACE TO COMPLY

AREA	ROOM A	ROOM B	ROOM C	ROOM D	ROOM E	ROOM F	ROOM G
GROUND FLOOR	388 m ²	214 m ²	214 m ²	181 m ²	181 m ²	181 m ²	181 m ²
FIRST FLOOR	314 m ²	314 m ²	314 m ²	181 m ²	181 m ²	181 m ²	181 m ²
SECOND FLOOR	314 m ²	314 m ²	314 m ²	181 m ²	181 m ²	181 m ²	181 m ²
TOTAL AREA/BLOCK	1016 m ²	1016 m ²	1016 m ²	546 m ²	546 m ²	546 m ²	546 m ²
TOTAL AREA	3048 m ²	3048 m ²	3048 m ²	1638 m ²	1638 m ²	1638 m ²	1638 m ²

REV	DATE	DESCRIPTION	NAME
A	16/04/2020	FOR INFORMATION	RL
B	06/05/2020	GENERAL AMENDMENTS	RL
C	14/08/2020	LAUNDRY RELOCATED SOME EX. 4 BEDS ROOM CHANGED TO 2 BEDS ROOMS	RL
D	17/08/2020	4 BEDS CHANGED TO 2 X 2 BEDS	RL
E	17/08/2020	WALL THICKNESSES AMENDED	RL
F	16/09/2021	FOR COUNCIL SUBMISSION	RL
G	18/09/2021	FOR TENDER	RL
H	08/12/2021	GENERAL AMENDMENTS	RL
J	30/03/2022	WINDOWS ADDED TO LIBRARIES STUDY FIRE DOORS CHANGED TO SINGLE DOORS	RL

BLACK BALANCE PROJECTS (Pty) Limited
INNOVATIVE SUSTAINABLE SOLUTIONS
1st Floor, 21 Riverhorse Close,
Riverhorse Valley, 4010
Website: www.blackbalance.co.za
Tel: +27 31 832 3450
Fax: +27 31 202 3403
P.O. Box 1142, Hyper By The Sea, Durban, 4053

CLIENT DEPARTMENT OF HEALTH - KZN



PROJECT
PROPOSED ALTERATIONS AND REFURBISHMENTS TO EXISTING STUDENT ACCOMMODATION IN MADADENI HOSPITAL SITE 1 (HOSPITAL SITE) IN THE TOWNSHIP ON FARM SUTTLEWORTH NO. 9504

RESPONSIBLE PERSON	DATE	ORIGINAL SIG
DESIGNED RL	22/05/20	A1
DRAWN SG	22/07/20	SCALE
APPROVED		AS SHOWN
DRAWING No.		REVISION
ARCH-PG01		J

NOTES:
FLOOR:
PORCELAIN TILES IN ALL ROOMS TO SPEC.



FIRST AND SECOND FLOOR PLAN
SCALE 1:100

GENERAL NOTES
ALL WORK TO COMPLY WITH THE NATIONAL BUILDING REGULATIONS SANS 10400 & THE LOCAL AUTHORITY BY-LAWS. ALL DIMENSIONS AND LEVELS ARE TO BE VERIFIED ON SITE PRIOR TO COMMENCING SETTING OUT. WORKSHOP DRAWINGS OR CONSTRUCTION FIGURED DIMENSIONS ONLY TO BE USED. DISCREPANCIES, ERRORS AND OMISSIONS ARE TO BE REPORTED TO THE ARCHITECT IMMEDIATELY THEY BECOME EVIDENT. SHOP DRAWINGS TO BE SUBMITTED FOR APPROVAL PRIOR TO MANUFACTURE OR INSTALLATION. ALL SPECIFIED PRODUCTS ARE TO BE FITTED TO THE RESPECTIVE MANUFACTURERS SPECIFICATION. COPYRIGHT AND RIGHT OF REPRODUCTION OF THIS DRAWING OR ANY PORTION THEREOF IS RESERVED BY THE ARCHITECT.

NOTES
FLOOR:
PORCELAIN TILES TO SPEC. ON 30 MM SCREED SURFACE BED ON ALL FLOORS. ON SURFACE BED ON ONE LAYER OF 37.5 MICRON CONSOLE PLASTIC BICKGRIP DPC MEMBRANE ON SABS APPROVED DPM ON WELL COMPACTED FILL AND TREATED WITH TERMITE POISON.
ROOF:
0.58mm GALV. KLIPOK ROOF SHEETING IN CHARCOAL COLOUR @ 19 DEG ON TIMBER TRUSSES AND STRUCTURE TO ENG'S DETAILS.
RAINWATER GOODS
0.8MM SEAMLESS AL. GUTTER AND RAINWATER PIPE WITH G4 FINISH, 100X76MM EAVES GUTTER

CEILING:
6.4mm THICK RHINOBOARD ON 38x50mm TREATED SA PINE BRANDINGER FIXED TO UNDERSIDE OF TRUSSES AT MAX 450MM CENTRES. COMPLETE WITH APPROVED CORNICES
DOOR:
DOORS AND WINDOWS TO SCHEDULE
DRAINAGE:
100MM DIA UPVC SEWER PIPE DRAIN MIN. OF 160 RODDING EYES AT HEAD OF DRAIN AT ALL DIRECTION CHANGES & AT MAX. OF 25000 INTERVALS
INSPECTION EYES AT ALL JUNCTIONS OF DRAIN TO HAVE MARKED COVERS AT GROUND LEVEL
ALL DRAINAGE WORK TO BE IN ACCORDANCE WITH LOCAL AUTHORITIES BY LAWS AND SANS 10400

FOUNDATIONS:
ALL FOUNDATIONS STRUCTURAL CONC. WORK TO ENG'S DETAILS
ALL SOIL COMPACTION TO ENG'S SPECIFICATION
LINTELS:
ALL LINTELS TO COMPLY WITH SANS 10400 PART K 4.2.9.
GLAZING NOTE:
ALL GLAZING TO COMPLY WITH PART N OF THE SANS 10400.
GLAZING EXCEEDING 1 sq.m OR LESS THAN 500mm FROM FFL TO BE SAFETY GLAZED.

FIRE NOTE:
ALL WORK TO COMPLY WITH PART T OF THE SANS 10400.
FIRE PROTECTION REGULATIONS
STAIRCASE NOTES
STAIRCASE SPECIFICATIONS TO COMPLY WITH SANS 10400-1990 PART M.
BALUSTRADES TO BE MINIMUM 1000MM HIGH.
BALUSTRADES TO BE MINIMUM 100MM APART.
ALL BALUSTRADES TO COMPLY WITH SANS 10400 - PART DD2
SANS 10400-D: LIGHTING & ELEVATIONS
LIGHTING IN HABITABLE ROOM BATHROOM SHOWER ROOM & ROOM MUST COMPLY WITH 10400-T & O VENTILATION TO COMPLY WITH 10400-T & O

SANS 10400-XA: ENERGY EFFICIENCY IN BUILDINGS
ORIENTATION & SHADING. EXTERNAL WALLS. FENESTRATION ROOF ASSEMBLY SERVICES THAT USE ENERGY & HOT WATER SYSTEMS TO ALL COMPLY & IF NOT TO COMPLY WITH THE DETAILED REQUIREMENTS OF SANS 204.
SANS 10400-B STRUCTURAL DESIGN
THE STRUCTURAL SYSTEM OF THE BUILDING TO COMPLY WITH PARTS H, J, K, L, M & N OF SANS 10400
SANS 10400-C: DIMENSIONS
DIMENSIONS OF ANY ROOM OR SPACE TO COMPLY

FLOOR	ROOM	AREA (sq.m)	PERIMETER (m)	PERIMETER (m)	PERIMETER (m)	PERIMETER (m)
GROUND FLOOR	201	114.42	114.42	114.42	114.42	114.42
FIRST FLOOR	202	214.42	214.42	214.42	214.42	214.42
SECOND FLOOR	203	214.42	214.42	214.42	214.42	214.42
TOTAL AREA/PERIMETER		543.26	1043.68	1043.68	1043.68	1043.68
TOTAL AREA		543.26				

REV.	DATE	DESCRIPTION	NAME
A	16/04/2020	FOR INFORMATION	RL
B	06/08/2020	GENERAL AMENDMENTS	RL
C	14/08/2020	LAUNDRY RELOCATED SOME EX. 4 BEDS ROOM CHANGED TO 2 BEDS ROOMS	RL
D	17/08/2020	4 BEDS CHANGED TO 2 X 2 BEDS	RL
E	17/10/2020	WALL THICKNESSES AMENDED	RL
F	18/05/2021	FOR COUNCIL SUBMISSION	RL
G	18/08/2021	FOR TENDER	RL
H	06/12/2021	GENERAL AMENDMENTS	RL
J	30/03/2022	WINDOWS ADDED TO LIBRARIES STUDY FIRE DOORS CHANGED TO SINGLE DOORS	RL

BLACK BALANCE PROJECTS (Pty) Limited
INNOVATIVE SUSTAINABLE SOLUTIONS
1st Floor, 21 Riverhorse Close,
Riverhorse Valley, 4010
Website: www.blackbalance.co.za
Tel: +27 31 832 3450
Fax: +27 31 202 3403

P.O. Box 1142, Hyper By The Sea, Durban, 4053

CLIENT DEPARTMENT OF HEALTH - KZN
KWAZULU-NATAL PROVINCE
HEALTH
REPUBLIC OF SOUTH AFRICA

PROJECT
PROPOSED ALTERATIONS AND
REFURBISHMENTS TO EXISTING STUDENT
ACCOMMODATION IN MADADENI HOSPITAL
SITE 1 (HOSPITAL SITE) IN THE TOWNSHIP
ON FARM SUTTLEWORTH NO. 9504

DESIGNED	DATE	ORIGINAL SG
RL	22/05/20	A1
DRAWN	DATE	SCALE
SG	22/07/20	AS SHOWN
APPROVED	DATE	REVISION
		J

DRAWING TITLE
FIRST & SECOND FLOOR PLANS
DRAWING No. **ARCH-PF01**



WEST ELEVATION
SCALE 1:100

SEE SITE PLAN & SEWER SECTION DRAWING NO S418-04-100 AND S418-04-101 FOR MORE SEWER INFORMATION

SEE SITE PLAN & SEWER SECTION DRAWING NO S418-04-100 AND S418-04-101 FOR MORE SEWER INFORMATION



EAST ELEVATION
SCALE 1:100

REFER TO DRAWING NO; ARCH-DS01 FOR SKIN SECTIONS AND GENERAL DETAILS

REF	DRG No	REFERENCE DRAWING DESCRIPTION
REV	DATE	DESCRIPTION
A	18/04/2020	FOR INFORMATION
B	10/11/2020	LEVELS ADDED
C	18/05/2021	FOR COUNCIL SUBMISSION
D	18/08/2021	FOR TENDER
E	30/03/2022	GENERAL AMENDMENTS

BLACK BALANCE PROJECTS (Pty) Limited
 INNOVATIVE SUSTAINABLE SOLUTIONS
 1st Floor, 21 Riverhorse Close,
 Riverhorse Valley, 4010
 Website: www.blackbalance.co.za
 Tel: +27 31 832 3450
 Fax: +27 31 202 3403
 P.O. Box 1142, Hyper By The Sea, Durban, 4053

CLIENT: DEPARTMENT OF HEALTH - KZN

PROJECT:
 PROPOSED ALTERATIONS AND REFURBISHMENTS TO EXISTING STUDENT ACCOMMODATION IN MADADENI HOSPITAL SITE 1 (HOSPITAL SITE) IN THE TOWNSHIP ON FARM SUTTLEWORTH NO. 9504

DRAWING TITLE			
ELEVATIONS			
DESIGNED	RESPONSIBLE PERSON	DATE	ORIGINAL SIZE
RL	RL	22/05/20	A1
DRAWN	SG	22/07/20	SCALE
APPROVED			AS SHOWN
DRAWING No.	ARCH-EL01		REVISION E

GENERAL NOTES
 ALL WORK TO COMPLY WITH THE NATIONAL BUILDING REGULATIONS, SANS 10400 & THE LOCAL AUTHORITY BY-LAWS. ALL DIMENSIONS AND LEVELS ARE TO BE VERIFIED ON SITE PRIOR TO COMMENCING SETTING-OUT, WORKSHOP DRAWINGS OR CONSTRUCTION. FIGURED DIMENSIONS ONLY TO BE USED. DISCREPANCIES, ERRORS AND OMISSIONS ARE TO BE REPORTED TO THE ARCHITECT IMMEDIATELY THEY BECOME EVIDENT. SHOP DRAWINGS TO BE SUBMITTED FOR APPROVAL PRIOR TO MANUFACTURE OR INSTALLATION. ALL SPECIFIED PRODUCTS ARE TO BE FITTED TO THE RESPECTIVE MANUFACTURERS SPECIFICATION. COPYRIGHT AND RIGHT OF REPRODUCTION OF THIS DRAWING OR ANY PORTION THEREOF IS RESERVED BY THE ARCHITECT.

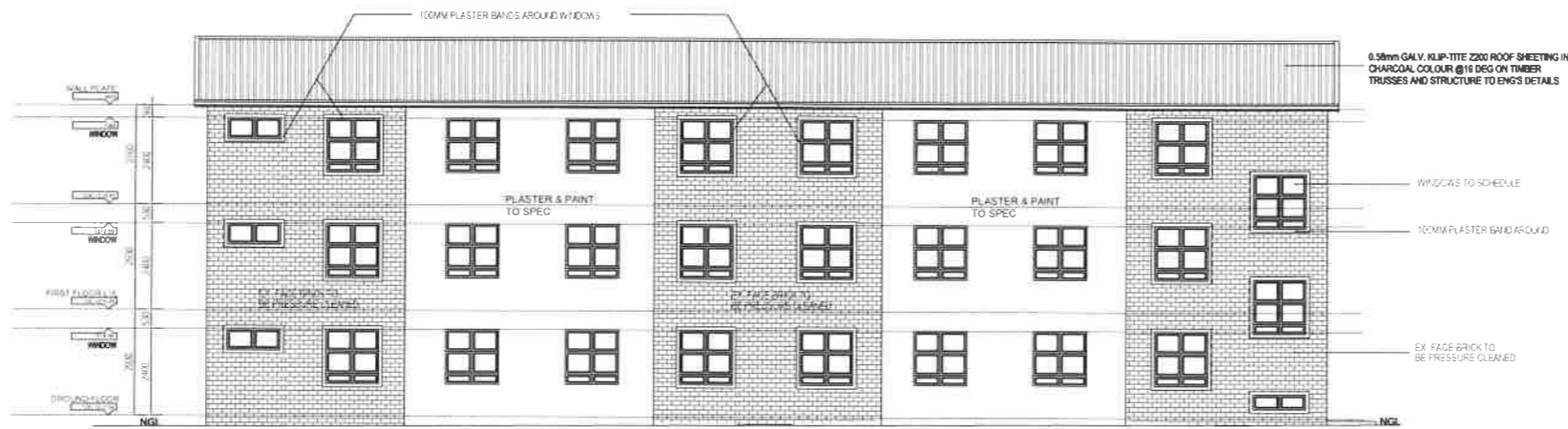
NOTES:
FLOOR: FINISH AS PER SPEC. ON 30 MM SCREED SURFACE BED ON ALL FLOORS, ON SURFACE BED ON ONE LAYER OF 375 MICRON "CONSOL PLASTIC BICKGRIP DPC" MEMBRANE ON SABS APPROVED DPM ON WELL COMPACTED FILL AND TREATED WITH TERMITES POISON.
ROOF: 0.58mm GALV. KLIP-TITE Z200 ROOF SHEETING IN CHARCOAL COLOUR @19 DEG ON TIMBER TRUSSES AND STRUCTURE TO ENG'S DETAILS.
RAINWATER GOODS: 0.8MM SEAMLESS AL. GUTTER AND RAINWATER PIPE WITH G4 FINISH, 100X76MM EAVES GUTTER.

CEILING: 6.4mm THICK RHINOBOARD ON 38x50mm TREATED SA PINE BRANDING FIXED TO UNDERSIDE OF TRUSSES AT MAX 450MM CENTRES, COMPLETE WITH APPROVED CORNICES.
DOOR: DOORS AND WINDOWS TO SCHEDULE.
DRAINAGE: 100MM DIA UPVC SEWER PIPE DRAIN MIN. OF 1:60 RODDING EYES AT HEAD OF DRAIN, AT ALL DIRECTION CHANGES & AT MAX. OF 25000 INTERVALS. INSPECTION EYES AT ALL JUNCTIONS OF DRAIN, TO HAVE MARKED COVERS AT GROUND LEVEL. ALL DRAINAGE WORK TO BE IN ACCORDANCE WITH LOCAL AUTHORITIES BY LAWS AND SANS 10400.

FOUNDATIONS: ALL FOUNDATIONS, STRUCTURAL CONC. WORK TO ENG'S DETAILS. ALL SOIL COMPACTION TO ENG'S SPECIFICATION.
LINTELS: ALL LINTELS TO COMPLY WITH SANS 10400 PART K 4.2.9.
GLAZING NOTE: ALL GLAZING TO COMPLY WITH PART N OF THE SANS 10400. GLAZING EXCEEDING 1 sq m OR LESS THAN 500mm FROM FFL TO BE SAFETY GLAZED.

FIRE NOTE: ALL WORK TO COMPLY WITH PART T OF THE SANS 10400. FIRE PROTECTION REGULATIONS.
STAIRCASE NOTES: STAIRCASE SPECIFICATIONS TO COMPLY WITH SANS 10400-1990 PART M. BALUSTRADES TO BE MINIMUM 1000MM HIGH. BALUSTRADES TO BE MINIMUM 100MM APART. ALL BALUSTRADES TO COMPLY WITH SANS 10400 - PART DD2.
SANS 10400-O: LIGHTING & ELEVATIONS: LIGHTING IN HABITABLE ROOM, BATHROOM, SHOWER ROOM & ROOM MUST COMPLY WITH 10400-T & O. VENTILATION TO COMPLY WITH 10400-T & O.

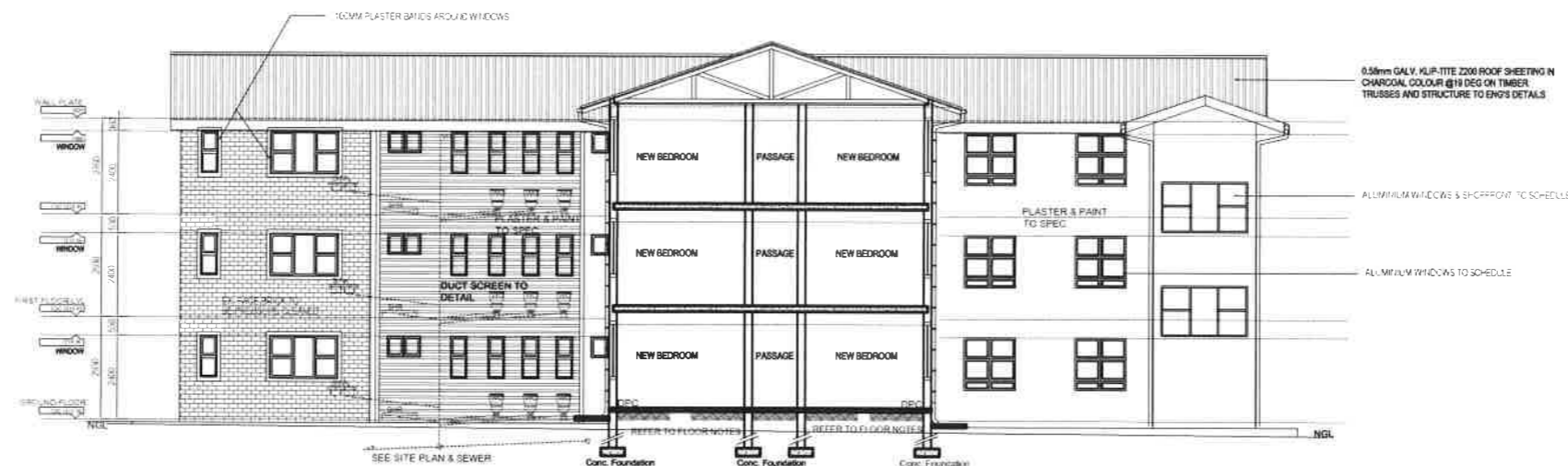
SANS 10400-XA: ENERGY EFFICIENCY IN BUILDINGS: ORIENTATION & SHADING, EXTERNAL WALLS, FENESTRATION, ROOF ASSEMBLY, SERVICES THAT USE ENERGY & HOT WATER SYSTEMS TO ALL COMPLY & IF NOT TO COMPLY WITH THE DETAILED REQUIREMENTS OF SANS 204.
SANS 10400-B: STRUCTURAL DESIGN: THE STRUCTURAL SYSTEM OF THE BUILDING TO COMPLY WITH PARTS H, J, K, L, M & N OF SANS 10400.
SANS 10400-C: DIMENSIONS: DIMENSIONS OF ANY ROOM OR SPACE TO COMPLY.



NORTH ELEVATION
SCALE: 1:100



SOUTH ELEVATION
SCALE: 1:100



SECTION A-A / SOUTH ELEVATION
SCALE: 1:100

REFER TO DRAWING NO; ARCH-DS01 FOR SKIN SECTIONS AND GENERAL DETAILS

REV	DATE	DESCRIPTION	NAME
A	16/04/2020	FOR INFORMATION	RL
B	10/11/2020	LEVELS ADDED	RL
C	18/05/2021	FOR COUNCIL SUBMISSION	RL
D	18/08/2021	FOR TENDER	RL
E	30/03/2022	GENERAL AMENDMENTS	RL

BLACK BALANCE PROJECTS (Pty) Limited
 INNOVATIVE SUSTAINABLE SOLUTIONS
 1st Floor, 21 Riverhorse Close,
 Riverhorse Valley, 4010
 Website: www.blackbalance.co.za
 Tel: +27 31 832 3450
 Fax: +27 31 202 3403
 P.O. Box 1142, Hyper By The Sea, Durban, 4053

CLIENT: DEPARTMENT OF HEALTH - KZN



PROJECT: PROPOSED ALTERATIONS AND REFURBISHMENTS TO EXISTING STUDENT ACCOMMODATION IN MADADENI HOSPITAL SITE 1 (HOSPITAL SITE) IN THE TOWNSHIP ON FARM SUTTLEWORTH NO 9504

DRAWING TITLE			
ELEVATIONS, SECTION			
DESIGNED	RESPONSIBLE PERSON	DATE	ORIGINAL SIZE
RL	RL	22/05/20	A1
DRAWN	SCALE	AS SHOWN	
SG	22/07/20		
APPROVED	REVISION		
DRAWING No.	ARCH-EL02	REVISION	E

GENERAL NOTES
 ALL WORK TO COMPLY WITH THE NATIONAL BUILDING REGULATIONS, SANS 10400 & THE LOCAL AUTHORITY BY-LAWS. ALL DIMENSIONS AND LEVELS ARE TO BE VERIFIED ON SITE PRIOR TO COMMENCING SETTING OUT, WORKSHOP DRAWINGS OR CONSTRUCTION.
 FIGURED DIMENSIONS ONLY TO BE USED.
 DISCREPANCIES, ERRORS AND OMISSIONS ARE TO BE REPORTED TO THE ARCHITECT IMMEDIATELY THEY BECOME EVIDENT.
 SHOP DRAWINGS TO BE SUBMITTED FOR APPROVAL PRIOR TO MANUFACTURE OR INSTALLATION.
 ALL SPECIFIED PRODUCTS ARE TO BE FITTED TO THE RESPECTIVE MANUFACTURERS SPECIFICATION.
 COPYRIGHT AND RIGHT OF REPRODUCTION OF THIS DRAWING OR ANY PORTION THEREOF IS RESERVED BY THE ARCHITECT.

NOTES:
FLOOR:
 FINISH AS PER SPEC. ON 30 MM SCREED SURFACE BED ON ALL FLOORS, ON SURFACE BED ON ONE LAYER OF 375 MICRON "CONSOL PLASTIC BICKGRIP DPC" MEMBRANE ON SABS APPROVED DPM ON WELL COMPACTED FILL AND TREATED WITH TERMITES POISON.
ROOF:
 0.58mm GALV. KLIP-TITE Z200 ROOF SHEETING IN CHARCOAL COLOUR @19 DEG ON TIMBER TRUSSES AND STRUCTURE TO ENG'S DETAILS.
RAINWATER GOODS:
 0.8MM SEAMLESS AL. GUTTER AND RAINWATER PIPE WITH G4 FINISH, 100X76MM EAVES GUTTER.

CEILING:
 6.4mm THICK RHINOBOARD ON 38x50mm TREATED SA PINE BRANDING FIXED TO UNDERSIDE OF TRUSSES AT MAX 450MM CENTRES. COMPLETE WITH APPROVED CORNICES.
DOOR:
 DOORS AND WINDOWS TO SCHEDULE.
DRAINAGE:
 100MM DIA UPVC SEWER PIPE DRAIN MIN. OF 1:60 RODDING EYES AT HEAD OF DRAIN, AT ALL DIRECTION CHANGES & AT MAX. OF 25000 INTERVALS INSPECTION EYES AT ALL JUNCTIONS OF DRAIN, TO HAVE MARKED COVERS AT GROUND LEVEL. ALL DRAINAGE WORK TO BE IN ACCORDANCE WITH LOCAL AUTHORITIES BY LAWS AND SANS 10400.

FOUNDATIONS:
 ALL FOUNDATIONS, STRUCTURAL CONC. WORK TO ENG'S DETAILS.
 ALL SOIL COMPACTION TO ENG'S SPECIFICATION.
LINTELS:
 ALL LINTELS TO COMPLY WITH SANS 10400 PART K 4.2.9.
GLAZING NOTE:
 ALL GLAZING TO COMPLY WITH PART N OF THE SANS 10400.
 GLAZING EXCEEDING 1 sq m OR LESS THAN 500mm FROM FFL TO BE SAFETY GLAZED.

FIRE NOTE:
 ALL WORK TO COMPLY WITH PART T OF THE SANS 10400 FIRE PROTECTION REGULATIONS.
STAIRCASE NOTES
 STAIRCASE SPECIFICATIONS TO COMPLY WITH SANS 10400-1990 PART M.
 BALUSTRADES TO BE MINIMUM 1000MM HIGH.
 BALUSTRADES TO BE MINIMUM 100MM APART.
 ALL BALUSTRADES TO COMPLY WITH SANS 10400 - PART DD2.
SANS 10400-O: LIGHTING & ELEVATIONS: LIGHTING IN HABITABLE ROOM, BATHROOM, SHOWER ROOM & ROOM MUST COMPLY WITH 10400-T & O. VENTILATION TO COMPLY WITH 10400-T & O.

SANS 10400-XA: ENERGY EFFICIENCY IN BUILDINGS: ORIENTATION & SHADING, EXTERNAL WALLS, FENESTRATION, ROOF ASSEMBLY, SERVICES THAT USE ENERGY & HOT WATER SYSTEMS TO ALL COMPLY & IF NOT TO COMPLY WITH THE DETAILED REQUIREMENTS OF SANS 204.
SANS 10400-B: STRUCTURAL DESIGN: THE STRUCTURAL SYSTEM OF THE BUILDING TO COMPLY WITH PARTS H, J, K, L, M & N OF SANS 10400.
SANS 10400-C: DIMENSIONS: DIMENSIONS OF ANY ROOM OR SPACE TO COMPLY.

WINDOW TYPE	TYPE A	TYPE B	TYPE C	TYPE D	TYPE E	TYPE F	TYPE N
WINDOWS No	GW02-04, GW19-22, GW36-43, GW64-65, GW53-54, GW45-46, GW67-70, GW56-57 FW01-04, FW18-22, FW35-43, FW64-65, FW45-46, FW67-70, FW56-57 SW01-04, SW18-22, SW35-43, SW64-65, SW53-54, SW45-46, SW67-70, SW56-57 GW80-GW82	FW80, FW85, FW81, FW84, FW82, FW83 SW80, SW85, SW81, SW84, SW82, SW83	GW05-07, GW23-24, GW59, GW47-51, GW52 FW05-07, FW23-24, FW59, FW47-51, FW52 SW05-07, SW23-24, SW59, SW47-51, SW52	GW73-75, GW11-13, GW28-30, GW08-09, GW25-26, GW77, GW15, GW32 FW73-75, FW11-13, FW28-30, FW08-09, FW25-26, FW77, FW15, FW32 SW73-75, SW11-13, SW28-30, SW08-09, SW25-26, SW77, SW15, SW32	GW66A, GW55A, GW44A FW66A, FW55A, FW44A SW66A, SW55A, SW44A	GW47a, GW63a FW47a, FW63a SW47a, SW63a	
FRAME	BLACK ALUMINIUM FRAME, WITH ODD LEG AND EPOXY COATED, TO SPECIALIST DETAIL	BLACK ALUMINIUM FRAME, WITH ODD LEG AND EPOXY COATED, TO SPECIALIST DETAIL	BLACK ALUMINIUM FRAME, WITH ODD LEG AND EPOXY COATED, TO SPECIALIST DETAIL	BLACK ALUMINIUM FRAME, WITH ODD LEG AND EPOXY COATED, TO SPECIALIST DETAIL	BLACK ALUMINIUM FRAME, WITH ODD LEG AND EPOXY COATED, TO SPECIALIST DETAIL	BLACK ALUMINIUM FRAME, WITH ODD LEG AND EPOXY COATED, TO SPECIALIST DETAIL	BLACK ALUMINIUM FRAME, WITH ODD LEG AND EPOXY COATED, TO SPECIALIST DETAIL
GLASS	6.5 MM CLEAR TOUGHENED SAFETY LOW E FILM GLAZING	4 MM CLEAR GLASS	6.5 MM CLEAR TOUGHENED SAFETY LOW E FILM GLASS	4 MM OBSCURE GLASS	4 MM OBSCURE GLASS	6.5 MM CLEAR TOUGHENED SAFETY LOW E GLASS	6.5 MM CLEAR TOUGHENED SAFETY LOW E FILM GLASS
NOTES	ALL TO COMPLY WITH PART N OF SANS 10400						

WINDOW TYPE	TYPE F1	TYPE G	TYPE H	TYPE I	TYPE J	TYPE K	TYPE L	TYPE M
WINDOWS No	GW72, GW76, GW10, GW14, GW27, GW31 FW72, FW76, FW10, FW14, FW27, FW31 SW72, SW76, SW10, SW14, SW27, SW31	GW78, GW16, GW33 FW78, FW16, FW33 SW78, SW16, SW33	GW79, GW17, GW34 FW79, FW17, FW34 SW79, SW17, SW34	GW01, GW18, GW35	GW71 FW71 SW71	GW66, GW55, GW44 FW66, FW55, FW44 SW66, SW55, SW44	GW68B, GW55B, GW44B FW68B, FW55B, FW44B SW68B, SW55B, SW44B	GW58 - GW63, GW47 - GW52 FW58 - FW63, FW47 - FW52 SW58 - SW63, FW47 - FW52
FRAME	BLACK ALUMINIUM FRAME, WITH ODD LEG AND EPOXY COATED, TO SPECIALIST DETAIL	BLACK ALUMINIUM FRAME, WITH ODD LEG AND EPOXY COATED, TO SPECIALIST DETAIL	BLACK ALUMINIUM FRAME, WITH ODD LEG AND EPOXY COATED, TO SPECIALIST DETAIL	BLACK ALUMINIUM FRAME, WITH ODD LEG AND EPOXY COATED, TO SPECIALIST DETAIL	BLACK ALUMINIUM FRAME, WITH ODD LEG AND EPOXY COATED, TO SPECIALIST DETAIL	BLACK ALUMINIUM FRAME, WITH ODD LEG AND EPOXY COATED, TO SPECIALIST DETAIL	BLACK ALUMINIUM FRAME, WITH ODD LEG AND EPOXY COATED, TO SPECIALIST DETAIL	BLACK ALUMINIUM FRAME, WITH ODD LEG AND EPOXY COATED, TO SPECIALIST DETAIL
GLASS	4MM OBSCURE GLASS	6.5 MM CLEAR TOUGHENED SAFETY LOW E GLASS	4MM CLEAR GLASS	4MM CLEAR GLASS	6.5 MM CLEAR TOUGHENED SAFETY LOW E GLASS	4MM CLEAR GLASS	6.5 MM CLEAR TOUGHENED SAFETY LOW E GLASS	6.5 MM CLEAR TOUGHENED SAFETY LOW E FILM GLASS
NOTES	ALL TO COMPLY WITH PART N OF SANS 10400							

DOOR TYPE	TYPE A	TYPE B	TYPE C	TYPE D
DOOR No	GD02, GD34, GD64	GD03, GD08, GD12, GD35, GD44, GD39, GD65, GD69 FD06, FD12, FD44, FD39, FD69 SD06, SD12, SD44, SD39, SD69	GD05, GD11, GD13-GD19, GD37, GD38, GD45-GD49, GD67, GD68, GD74, GD75, GD77-GD82 FD05, FD11, FD13-FD19, FD37, FD38, FD45-FD49, FD67, FD68, FD74, FD75, FD77-FD82 SD05, SD11, SD13-SD19, SD37, SD38, SD45-SD49, SD67, SD68, SD74, SD75, SD77-SD82	GD24-GD29, GD30, GD32, GD53-GD61 FD24-FD29, FD30, FD32, FD53-FD61 SD24-SD29, SD30, SD32, SD53-SD61
FRAME	Aluminium Slotted for heavy use to specialist approved workshop detail	Pressed steel frame, door lining to suit width of walls	Pressed steel frame, with flush door lining to suit width of walls	Pressed steel frame, door lining to suit width of walls
DOOR	Standard 813 x 2032 x 40 solid core flush panel door with commercial finish to receive painted finish	Standard 813 x 2032 x 40 solid core flush panel door with commercial finish to receive painted finish	813 x 2032 x 40 solid core flush panel door with commercial finish to receive painted finish	44 solid core flush panel door with commercial finish to receive painted finish
GLAZING	6.5 MM CLEAR TOUGHENED SAFETY LOW E FILM GLAZING	6.5 MM CLEAR TOUGHENED SAFETY LOW E FILM GLAZING	6.5 MM CLEAR TOUGHENED SAFETY LOW E FILM GLAZING	6.5 MM CLEAR TOUGHENED SAFETY LOW E FILM GLAZING
IRONMONGERY	AS PER IRONMONGERY SCHEDULE	AS PER IRONMONGERY SCHEDULE	AS PER IRONMONGERY SCHEDULE	AS PER IRONMONGERY SCHEDULE
FINISH	BLACK ALUMINIUM FRAME WITH EPOXY COATING, TO SPECIALIST DETAIL	AS PER PAINT SCHEDULE	AS PER PAINT SCHEDULE	AS PER PAINT SCHEDULE
NOTES	ALL TO COMPLY WITH PART N OF SANS 10400			

DOOR TYPE	TYPE E	TYPE F	TYPE G	TYPE H
DOOR No	GD07 - GD10, GD40 - GD43, GD70 - GD73 FD07 - FD10, FD40 - FD43, FD70 - FD73 SD07 - SD10, SD40 - SD43, SD70 - SD73	GD87 - GD90 FD87 - FD90 SD87 - SD90	GD20, GD50, GD83 GD21, GD51, GD84	GD85, GD86 FD85, FD86 SD85, SD86
FRAME	Pressed steel frame, door lining to suit width of walls	Pressed steel frame, door lining to suit width of walls	Pressed steel frame, door lining to suit width of walls	Aluminium Slotted for heavy use to specialist approved workshop detail
DOOR	Standard 813 x 2032 x 40 solid core flush panel door with commercial finish to receive painted finish	DOUBLE SIDED F.L. & B. HARDWOOD SOLID DOOR, 2HR FIRE RATED DOOR, WITH SELF CLOSING MECHANISM	DOUBLE SIDED F.L. & B. HARDWOOD SOLID DOOR, RATED FOR HEAVY USE	Standard 813 x 2032 x 40 solid core flush panel door with commercial finish to receive painted finish
GLAZING	6.5 MM CLEAR TOUGHENED SAFETY LOW E FILM GLAZING	6.5 MM CLEAR TOUGHENED SAFETY LOW E FILM GLAZING	6.5 MM CLEAR TOUGHENED SAFETY LOW E FILM GLAZING	6.5 MM CLEAR TOUGHENED SAFETY LOW E FILM GLAZING
IRONMONGERY	AS PER IRONMONGERY SCHEDULE	AS PER IRONMONGERY SCHEDULE	AS PER IRONMONGERY SCHEDULE	AS PER IRONMONGERY SCHEDULE
FINISH	AS PER PAINT SCHEDULE	AS PER PAINT SCHEDULE	AS PER PAINT SCHEDULE	BLACK ALUMINIUM FRAME WITH EPOXY COATING, TO SPECIALIST DETAIL
NOTES	ALL TO COMPLY WITH PART N OF SANS 10400			

GENERAL NOTES
 ALL DIMENSIONS AND LEVELS ARE TO BE VERIFIED ON SITE PRIOR TO COMMENCING SETTING OUT WORKSHOP DRAWINGS OR CONSTRUCTION.
 FIGURED DIMENSIONS ONLY TO BE USED.
 DISCREPANCIES, ERRORS AND OMISSIONS ARE TO BE REPORTED TO THE ARCHITECT IMMEDIATELY THEY BECOME EVIDENT.
 SHOP DRAWINGS TO BE SUBMITTED FOR APPROVAL PRIOR TO MANUFACTURE OR INSTALLATION.
 ALL SPECIFIED PRODUCTS ARE TO BE FITTED TO THE RESPECTIVE MANUFACTURERS SPECIFICATION.
 COPYRIGHT AND RIGHT OF REPRODUCTION OF THIS DRAWING OR ANY PORTION THEREOF IS RESERVED BY THE ARCHITECT.

REV.	DATE	DESCRIPTION	NAME
A	26/10/2020	FOR INFORMATION	RL
B	22/05/2021	FOR COUNCIL SUBMISSION	RL
C	02/08/2021	MORE FIRE DOORS ADDED MORE WINDOWS SCHEDULED	RL
D	18/05/2021	FOR TENDER	RL
E	06/11/2021	GENERAL AMENDMENTS	RL
F	30/03/2022	DOOR TYPE D CHANGED TO SINGLE DOOR WINDOW TYPE M & N ADDED	RL

BLACK BALANCE PROJECTS (Pty) Limited
 INNOVATIVE SUSTAINABLE SOLUTIONS
 1st Floor, 21 Riverhorse Close,
 Riverhorse Valley, 4010
 Website: www.blackbalance.co.za
 Tel: +27 31 832 3450
 Fax: +27 31 202 3403

CLIENT DEPARTMENT OF HEALTH - KZN



PROJECT
 PROPOSED ALTERATIONS AND
 REFURBISHMENTS TO EXISTING STUDENT
 ACCOMMODATION IN MADADENI HOSPITAL
 SITE 1 (HOSPITAL SITE) IN THE TOWNSHIP
 ON FARM SUTTLEWORTH NO. 9504

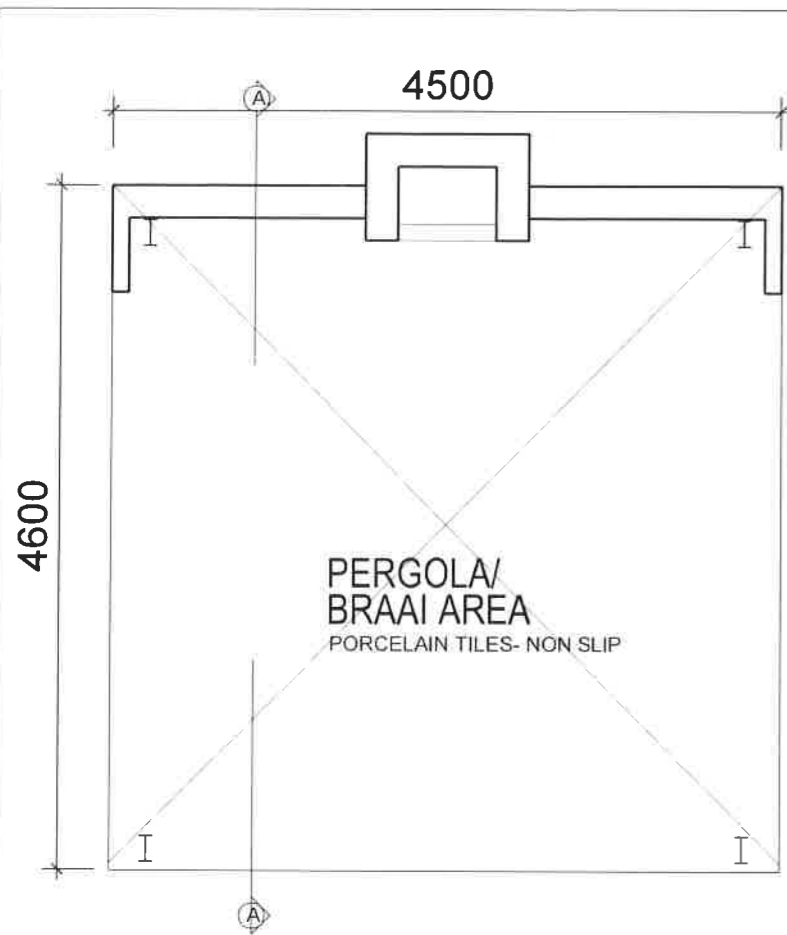
DRAWING TITLE
DOOR AND WINDOW SCHEDULES

RESPONSIBLE PERSON	DATE	ORIGINAL SG
DESIGNED RL	22/05/20	A1
DRAWN SG	22/07/20	SCALE
APPROVED		AS SHOW
DRAWING No.	ARCH-DW01	REVISION F

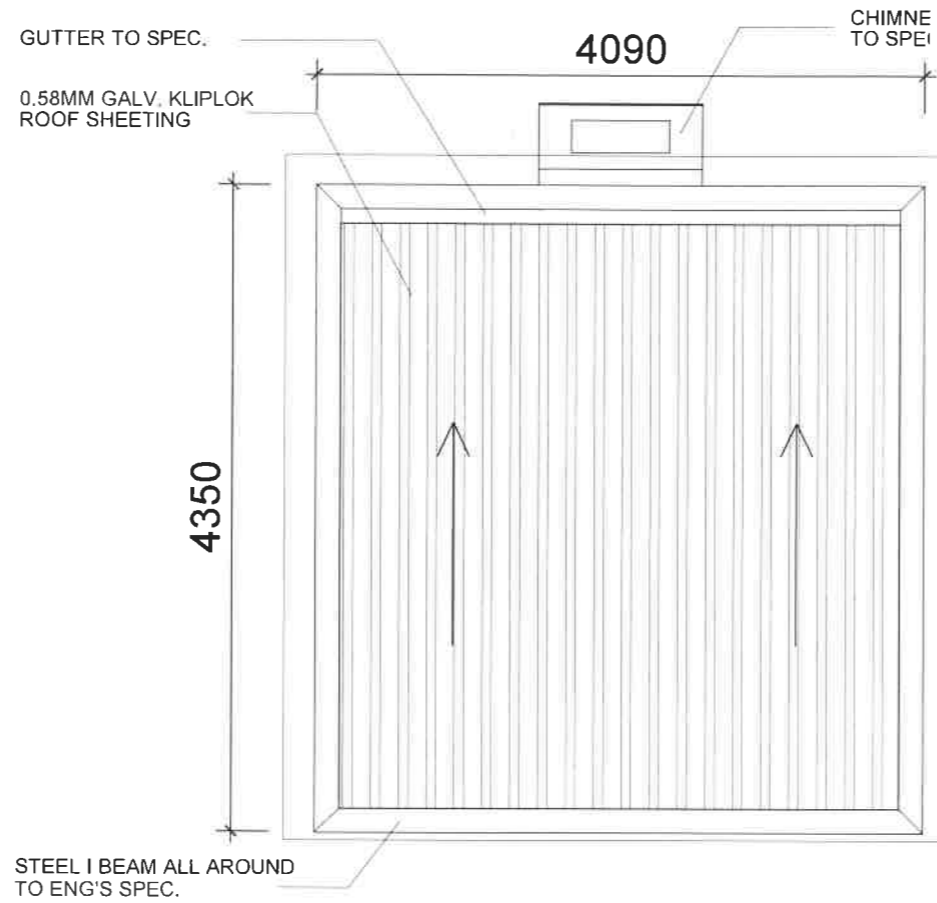
- NOTES:**
- 1) ALL FINAL LEVELS ARE TO BE CHECKED BY THE CONTRACTOR AFTER THE CHECKING OF THE SLAB IS DETERMINED
 - 2) ALL STEELWORK IS TO BE PRIMED AND PAINTED TO ARCH'S SPEC'S
 - 3) ALL TIMBER TO BE TREATED AND STAINED TO ARCHITECT'S SPECIFICATIONS
 - 4) ALL WORK TO COMPLY TO NATIONAL BUILDING REGULATIONS SABS 2400
 - 5) ALL ALUMINIUM DOORS WITH GLAZING FORM PART OF THE SCHEDULE
 - 6) ALL DOORS EXCEEDING 2200mm IN HEIGHT TO HAVE 3 HINGES
 - 7) ALL DOORS TO HAVE SOLID EDGE PIECE
 - 8) ALL HOLLOW CORE AND SEMI-SOLID DOORS TO HAVE SOLID PIECE BEHIND LOCKS AND HANDLES
 - 9) ALL 15mm FRAMES TO BE CERTIFIED 11 230mm WALL WHERE APPLICABLE

ALL DOOR OPENINGS TO BE MEASURED ON SITE BEFORE MANUFACTURING. ALL DISCREPANCIES ARE TO BE REPORTED TO THE ARCHITECT PRIOR TO MANUFACTURE.

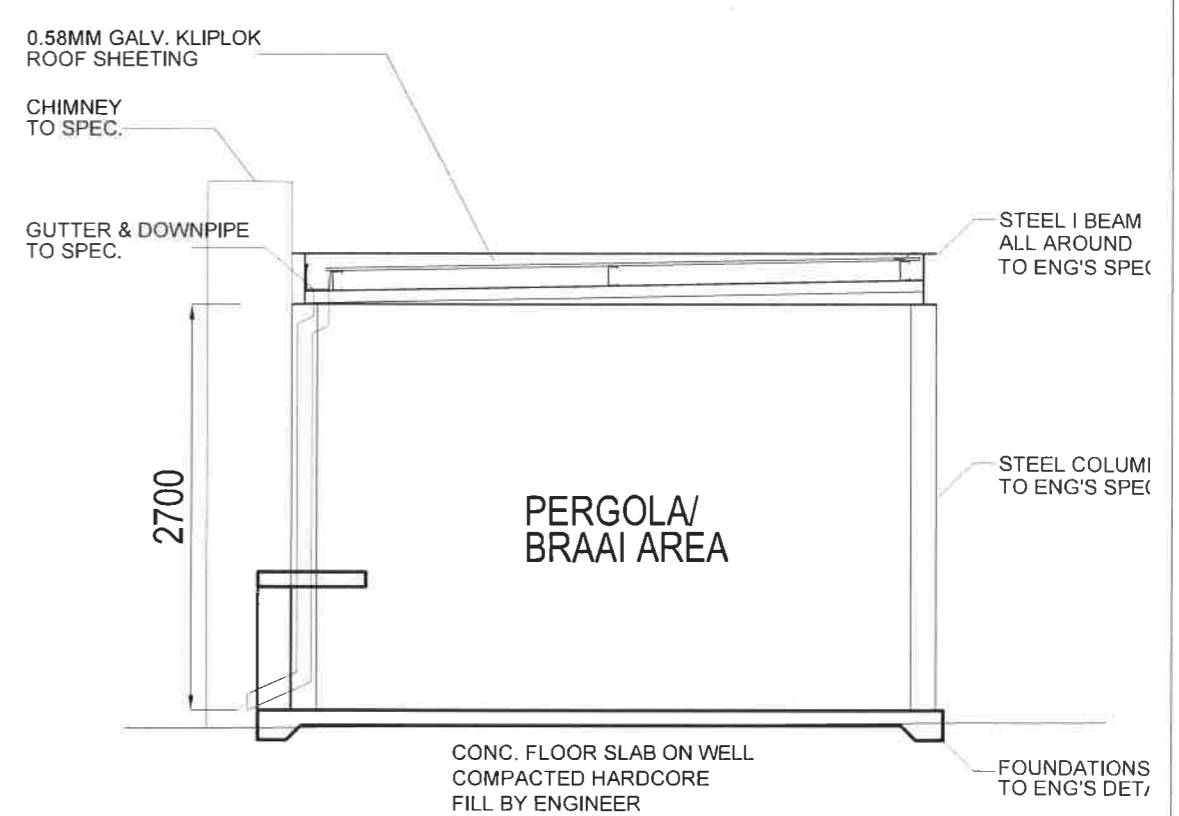
GLAZING NOTE:
 ALL GLAZING TO COMPLY WITH PART N OF THE SANS 10400.
 GLAZING EXCEEDING 1 sq m OR LESS THAN 500mm FROM FFL TO BE SAFETY GLAZED.



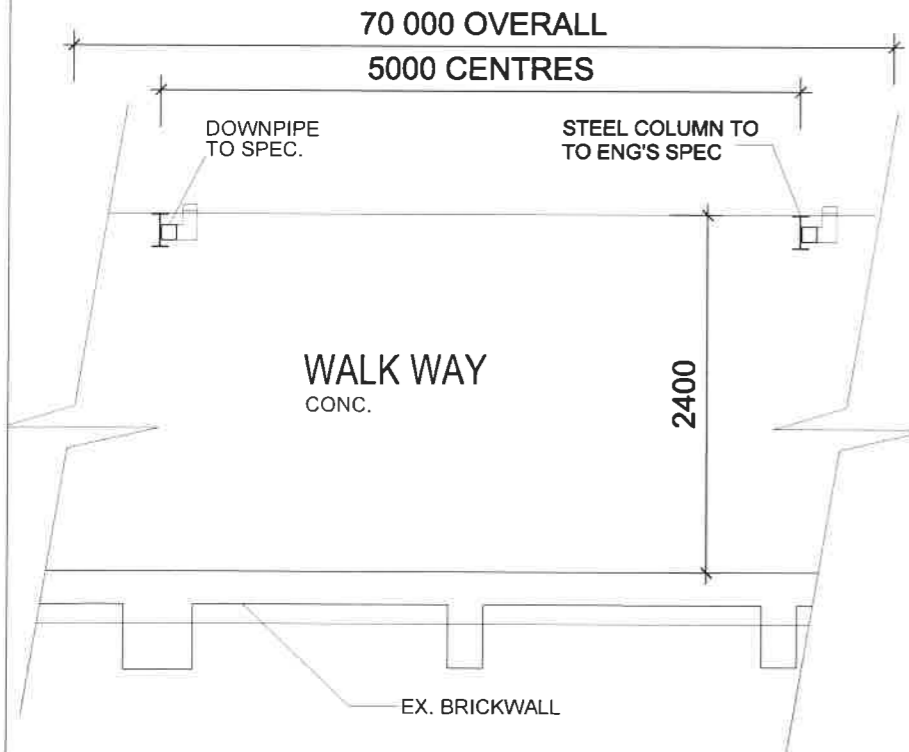
FLOOR PLAN (PERGOLA BRAAI AREA)
SCALE 1:50



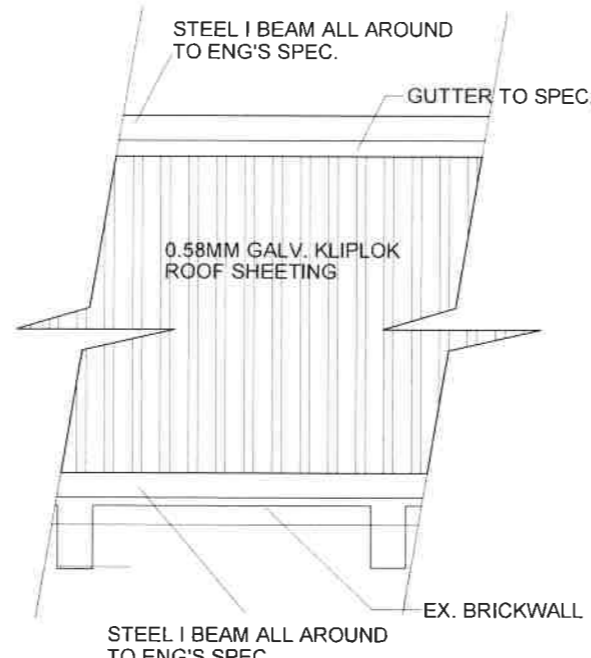
ROOF PLAN (PERGOLA BRAAI AREA)
SCALE 1:50



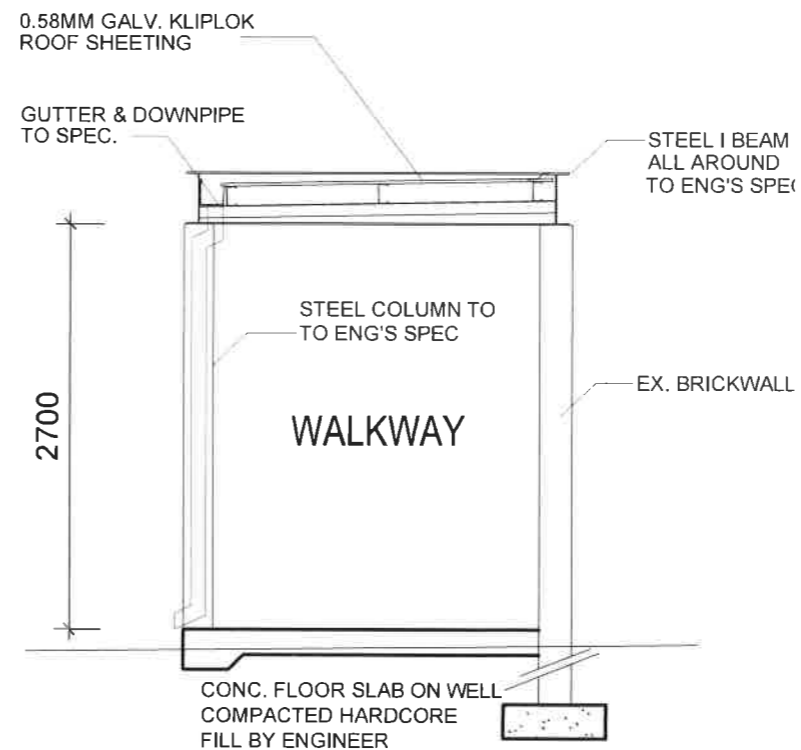
SECTION A-A (PERGOLA BRAAI AREA)
SCALE 1:50



FLOOR PLAN (WALKWAY)
SCALE 1:50



ROOF PLAN (WALKWAY)
SCALE 1:50



SECTION B-B (PERGOLA BRAAI AREA)
SCALE 1:50

REV	DATE	DESCRIPTION	NAME
A	09/02/2021	FOR INFORMATION	RL
B	08/08/2021	FOR TENDER	RL
C	07/12/2021	ROOF PLAN & MORE SPECS ADDED	RL

CLIENT
DEPARTMENT OF HEALTH - KZN

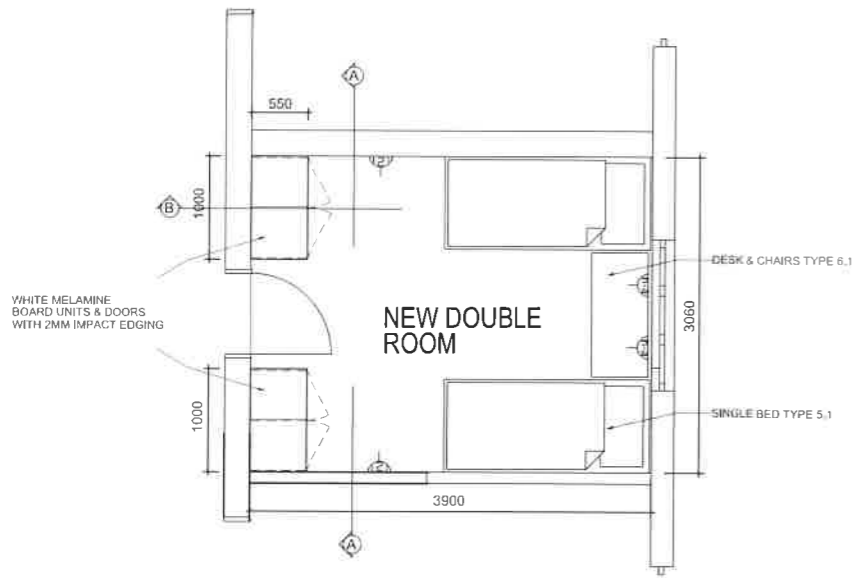


KWAZULU-NATAL PROVINCE
HEALTH
REPUBLIC OF SOUTH AFRICA

PROJECT
PROPOSED ALTERATIONS AND REFURBISHMENTS TO EXISTING STUDENT ACCOMMODATION IN MADADENI HOSPITAL

DRAWING TITLE
BRAAI PERGOLA AND WALKWAY

ORIGINAL SIZE A3	BLACK BALANCE PROJECTS (Pty) Limited INNOVATIVE SUSTAINABLE SOLUTIONS 1st Floor, 21 Riverhorse Close, Riverhorse Valley, 4010 Website: www.blackbalance.co.za Tel: +27 31 832 3450 Fax: +27 31 202 3403 P.O. Box 1142, Hyper By The Sea, Durban, 4053	
SCALE AS SHOWN		
DRAWING No.	ARCH-PW01	REVISION C



FLOOR PLAN LAYOUT
SCALE 1:50

GENERAL SPECIFICATION NOTES:
1. FLOOR TILES:
 1.1: 600 X 600 MM PORCELAIN TILES
 CODE: 10025, AS SUPPLIED BY BOSS TILES.

2. WALL :
 2.1: PLASTER AND PAINT

3. SKIRTING
 3.1: PORCELAIN TILE SKIRTING, CUT TO SIZE 100X600MM
 CODE: 10025, AS SUPPLIED BY BOSS TILES

4. BUILT IN UNITS
 4.1: WHITE MELAMINE BIC TO SPECIALIST DETAILS COMPLETE, WITH 2MM IMPACT EDGING ALL THROUGH, INCLUDING DOORS WITH STAINLESS STEEL TURKISH BAR HANDLES 206X34MM & 35X20MM OVAL RIBBED ALUMINIUM EXTRUSION COAT RAIL CONTRACTOR TO FURNISH SHOP DRAWINGS FOR APPROVAL

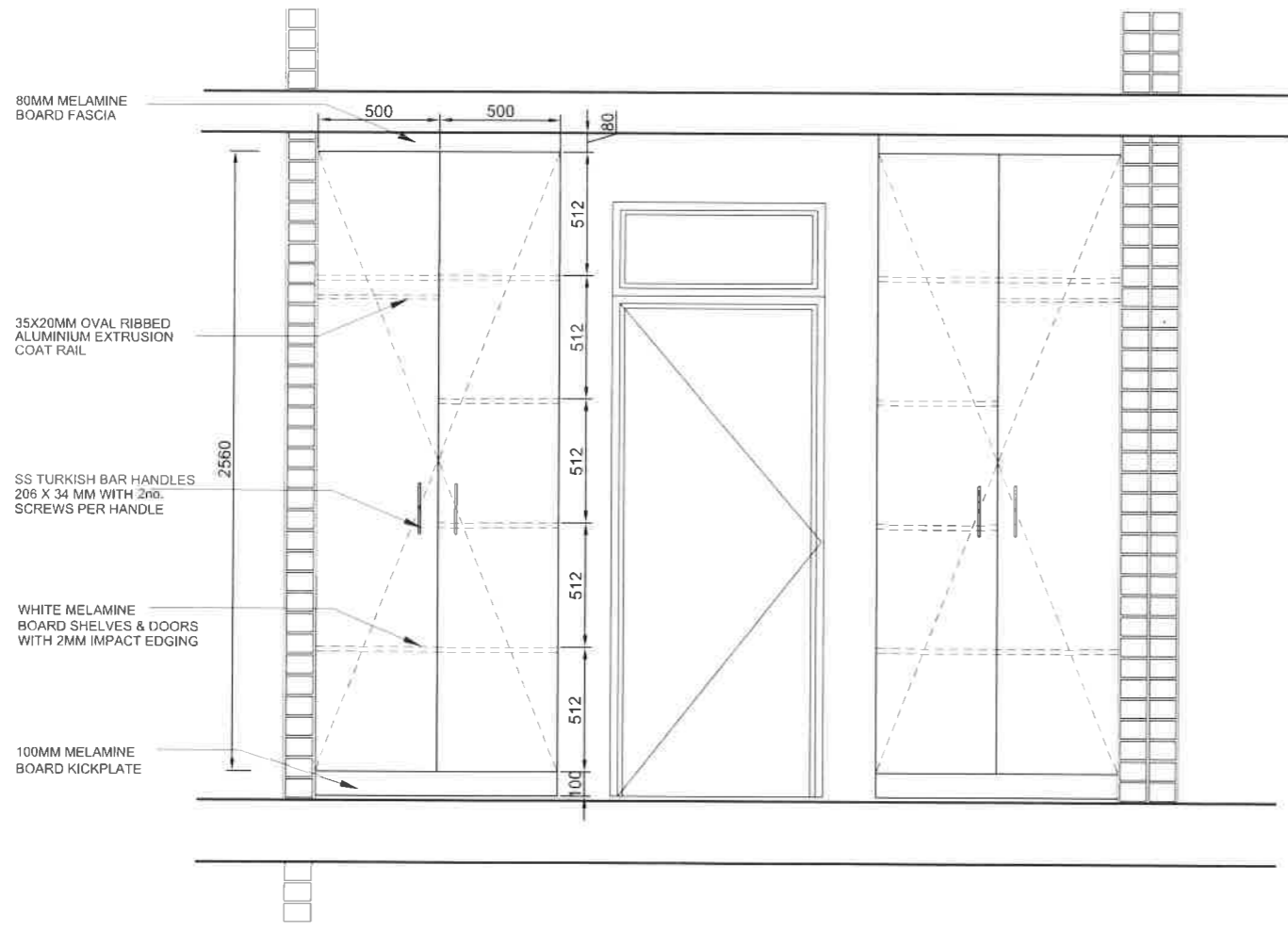
5. HEATERS
 5.1: GOLDAIR 425w SLIM WALL MOUNTED PANEL HEATER INCLUDING FIXING BRACKETS & ACCESSORIES, WITH VANDAL PROOF FASTENERS COMPLETE.
 CODE: GPH-600

6. SINGLE BEDS
 6.1: SINGLE BEDS AS SUPPLIED BY DoH

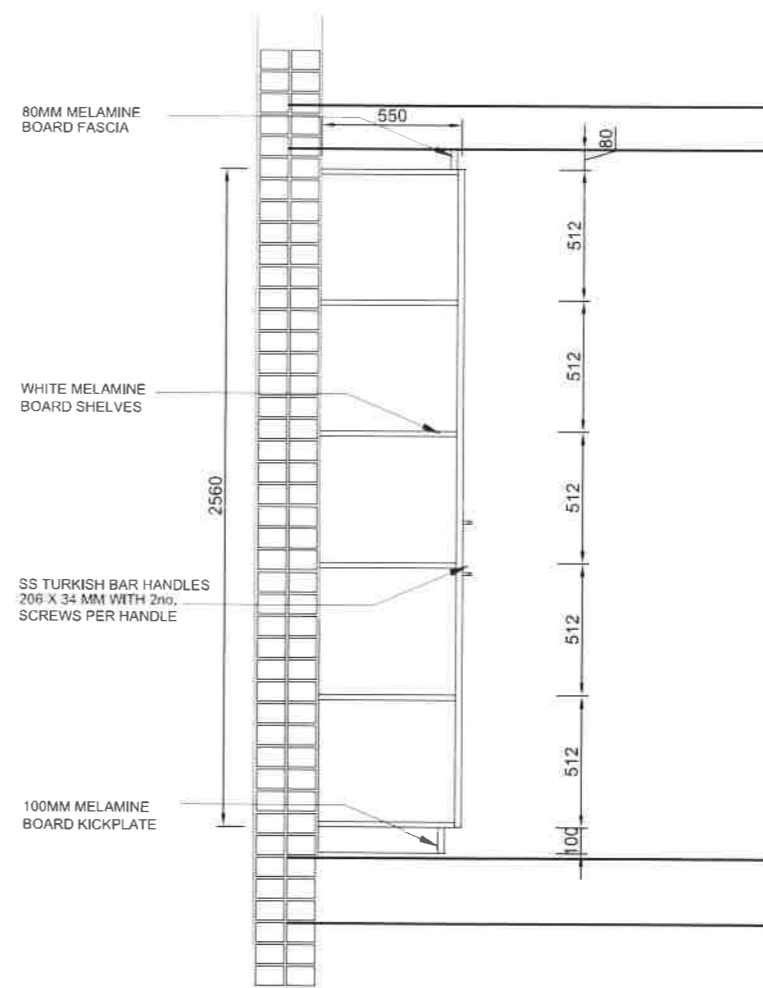
7. DESKS AND CHAIRS
 7.1: DESKS AND CHAIRS AS SUPPLIED BY DoH

LEGEND	
	DOUBLE SWITCHED SOUTH AFRICAN + EURO STANDARD SOCKET
	DOUBLE SWITCHED SOUTH AFRICAN + EURO STANDARD SOCKET WITH SINGLE SWITCHED USB SOCKET
	DOUBLE SWITCHED SOUTH AFRICAN + EURO STANDARD SOCKET

FLOOR	ROOM / LOCATION
GROUND	GA 101, GA103-108, GB101-106, GC101-109
FIRST	FA 201, FA203-208, FB201-206, FC201-209
SECOND	SA 301, SA303-308, SB301-306, SC301-309



SECTION A-A
SCALE 1:20



SECTION B-B
SCALE 1:20

GENERAL NOTES

- o ALL DIMENSIONS AND LEVELS ARE TO BE VERIFIED ON SITE PRIOR TO COMMENCING SETTING OUT, WORKSHOP DRAWINGS OR CONSTRUCTION.
- o FIGURED DIMENSIONS ONLY TO BE USED.
- o DISCREPANCIES, ERRORS AND OMISSIONS ARE TO BE REPORTED TO THE ARCHITECT IMMEDIATELY THEY BECOME EVIDENT.
- o SHOP DRAWINGS TO BE SUBMITTED FOR APPROVAL PRIOR TO MANUFACTURE OR INSTALLATION.
- o ALL SPECIFIED PRODUCTS ARE TO BE FITTED TO THE RESPECTIVE MANUFACTURERS SPECIFICATION.
- o COPYRIGHT AND RIGHT OF REPRODUCTION OF THIS DRAWING OR ANY PORTION THEREOF IS RESERVED BY THE ARCHITECT.

REF. DRG No.	REFERENCE DRAWING DESCRIPTION
REV	DATE DESCRIPTION NAME
A	02-08-2021 FOR TENDER RL
B	08-12-2021 GENERAL AMENDMENTS RL

BLACK BALANCE PROJECTS (Pty) Limited
 INNOVATIVE SUSTAINABLE SOLUTIONS
 1st Floor, 21 Riverhorse Close,
 Riverhorse Valley, 4010

Website: www.blackbalance.co.za
 Tel: +27 31 832 3450
 Fax: +27 31 202 3403

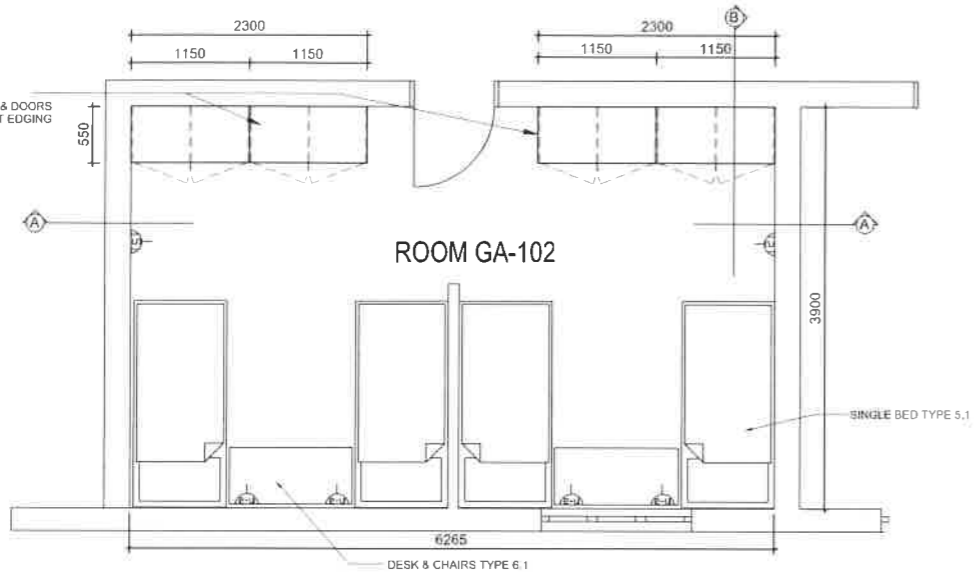
P.O. Box 1142, Hyper By The Sea, Durban, 4053

CLIENT DEPARTMENT OF HEALTH - KZN

KWAZULU-NATAL PROVINCE
 HEALTH
 REPUBLIC OF SOUTH AFRICA

PROJECT
 PROPOSED ALTERATIONS AND REFURBISHMENTS TO EXISTING STUDENT ACCOMMODATION IN MADADENI HOSPITAL SITE 1 (HOSPITAL SITE) IN THE TOWNSHIP ON FARM SUTTLEWORTH NO. 9504

DRAWING TITLE			
ROOM LAYOUT 1			
	RESPONSIBLE PERSON	DATE	ORIGINAL SIZE
DESIGNED	RL	22/05/20	A2
DRAWN	SG	22/07/20	SCALE
APPROVED			AS SHOWN
DRAWING No.	ARCH-BIC01		REVISION
			B



FLOOR PLAN LAYOUT
SCALE 1:50

GENERAL SPECIFICATION NOTES:

1. FLOOR TILES:
1.1: 600 X 600 MM PORCELAIN TILES
CODE: 10025, AS SUPPLIED BY BOSS TILES.

2. WALL :
2.1: PLASTER AND PAINT

3. SKIRTING
3.1: PORCELAIN TILE SKIRTING, CUT TO SIZE 100X600MM
CODE: 10025, AS SUPPLIED BY BOSS TILES

4. BUILT IN UNITS
4.1: WHITE MELAMINE BIC TO SPECIALIST DETAILS COMPLETE, WITH 2MM IMPACT EDGING ALL THROUGH, INCLUDING DOORS WITH STAINLESS STEEL TURKISH BAR HANDLES 206X34MM & 35X20MM OVAL RIBBED ALUMINIUM EXTRUSION COAT RAIL CONTRACTOR TO FURNISH SHOP DRAWINGS FOR APPROVAL

5. HEATERS
5.1: GOLDAIR 425w SLIM WALL MOUNTED PANEL HEATER INCLUDING FIXING BRACKETS & ACCESSORIES, WITH VANDAL PROOF FASTENERS COMPLETE.
CODE: GPH-600

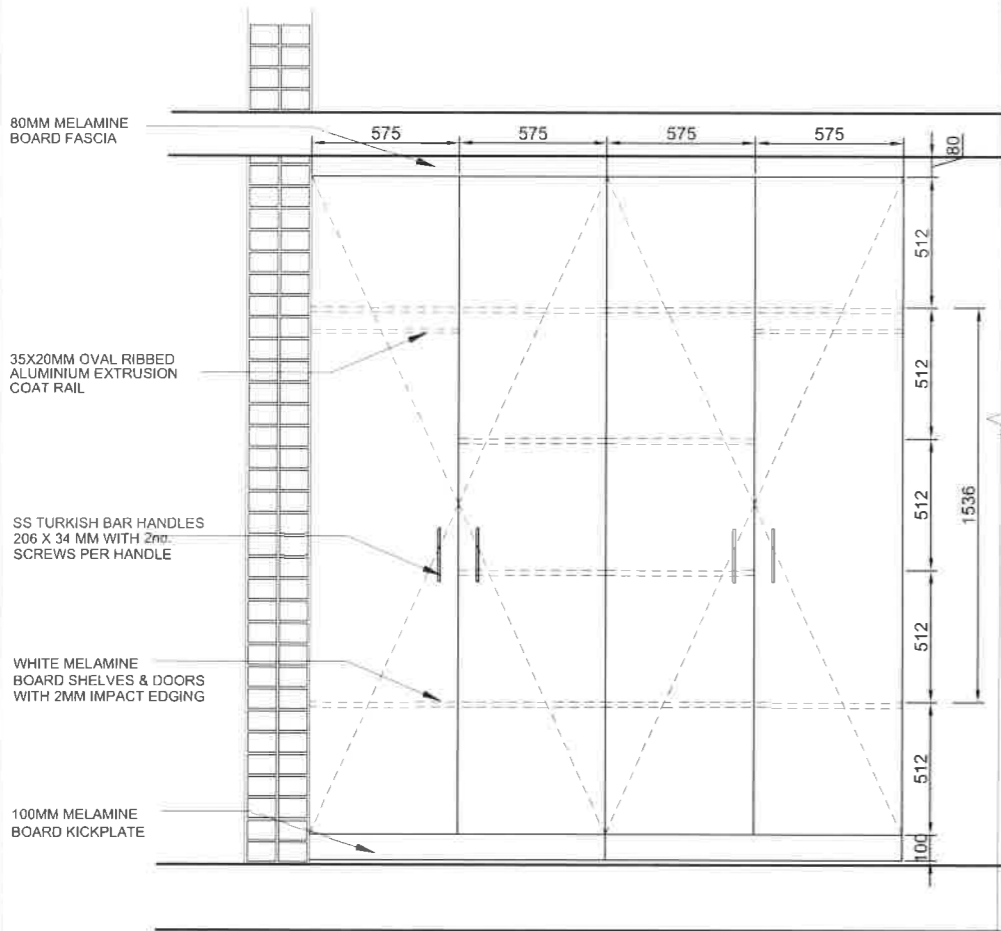
6. SINGLE BEDS
6.1: SINGLE BEDS AS SUPPLIED BY DoH

7. DESKS AND CHAIRS
7.1: DESKS AND CHAIRS AS SUPPLIED BY DoH

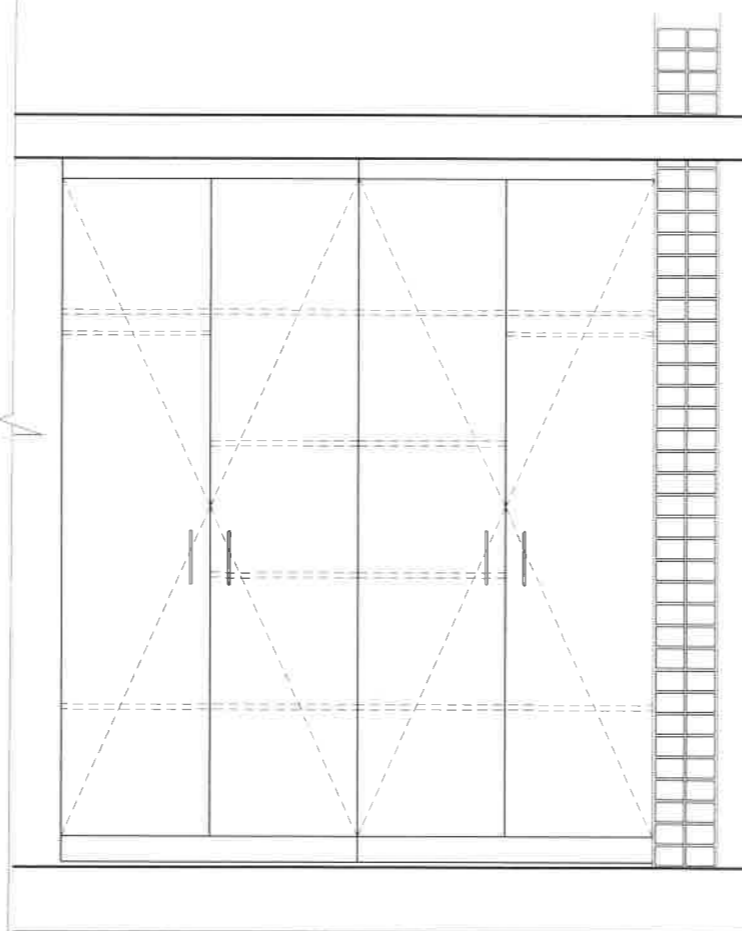
LEGEND	
	DOUBLE SWITCHED SOUTH AFRICAN + EURO STANDARD SOCKET
	DOUBLE SWITCHED SOUTH AFRICAN + EURO STANDARD SOCKET WITH SINGLE SWITCHED USB SOCKET
	DOUBLE SWITCHED SOUTH AFRICAN + EURO STANDARD SOCKET

FLOOR	ROOM / LOCATION
GROUND	GA 102.
FIRST	FA 202.
SECOND	SA 302

- GENERAL NOTES**
- ALL DIMENSIONS AND LEVELS ARE TO BE VERIFIED ON SITE PRIOR TO COMMENCING SETTING OUT, WORKSHOP DRAWINGS OR CONSTRUCTION.
 - FIGURED DIMENSIONS ONLY TO BE USED.
 - DISCREPANCIES, ERRORS AND OMISSIONS ARE TO BE REPORTED TO THE ARCHITECT IMMEDIATELY THEY BECOME EVIDENT.
 - SHOP DRAWINGS TO BE SUBMITTED FOR APPROVAL PRIOR TO MANUFACTURE OR INSTALLATION.
 - ALL SPECIFIED PRODUCTS ARE TO BE FITTED TO THE RESPECTIVE MANUFACTURERS SPECIFICATION.
 - COPYRIGHT AND RIGHT OF REPRODUCTION OF THIS DRAWING OR ANY PORTION THEREOF IS RESERVED BY THE ARCHITECT.



SECTION A-A
SCALE 1:20



SECTION B-B
SCALE 1:20

REV	DATE	DESCRIPTION	NAME
A	02-08-2021	FOR TENDER	RL
B	08-12-2021	GENERAL AMENDMENTS	RL

BLACK BALANCE PROJECTS (Pty) Limited
INNOVATIVE SUSTAINABLE SOLUTIONS
1st Floor, 21 Riverhorse Close,
Riverhorse Valley, 4010

Website: www.blackbalance.co.za
Tel: +27 31 832 3450
Fax: +27 31 202 3403

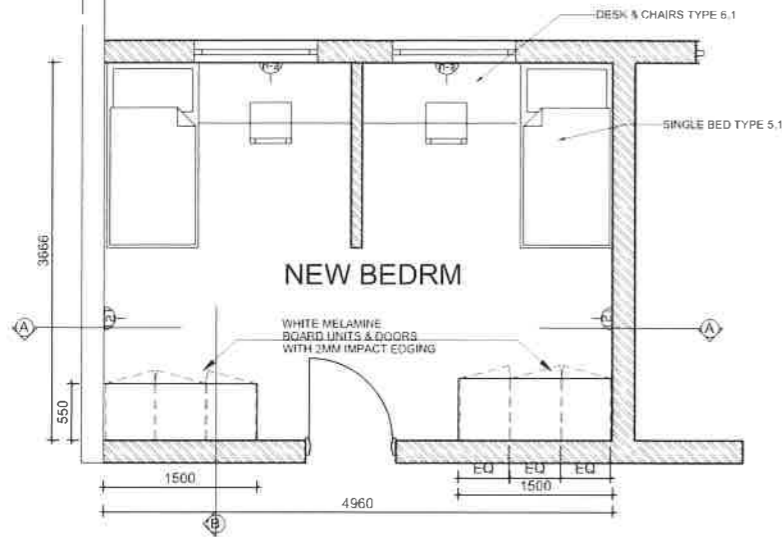
P.O. Box 1142, Hyper By The Sea, Durban, 4053

CLIENT DEPARTMENT OF HEALTH - KZN

KWAZULU-NATAL PROVINCE
HEALTH
REPUBLIC OF SOUTH AFRICA

PROJECT
PROPOSED ALTERATIONS AND
REFURBISHMENTS TO EXISTING STUDENT
ACCOMMODATION IN MADADENI HOSPITAL
SITE 1 (HOSPITAL SITE) IN THE TOWNSHIP
ON FARM SUTTLEWORTH NO. 9504

DRAWING TITLE			
ROOM LAYOUT 2			
DESIGNED	RESPONSIBLE PERSON	DATE	ORIGINAL SIZE
RL	RL	22/05/20	A2
DRAWN	SG	22/07/20	SCALE
			AS SHOWN
APPROVED			
DRAWING No.	ARCH-BIC02		REVISION B



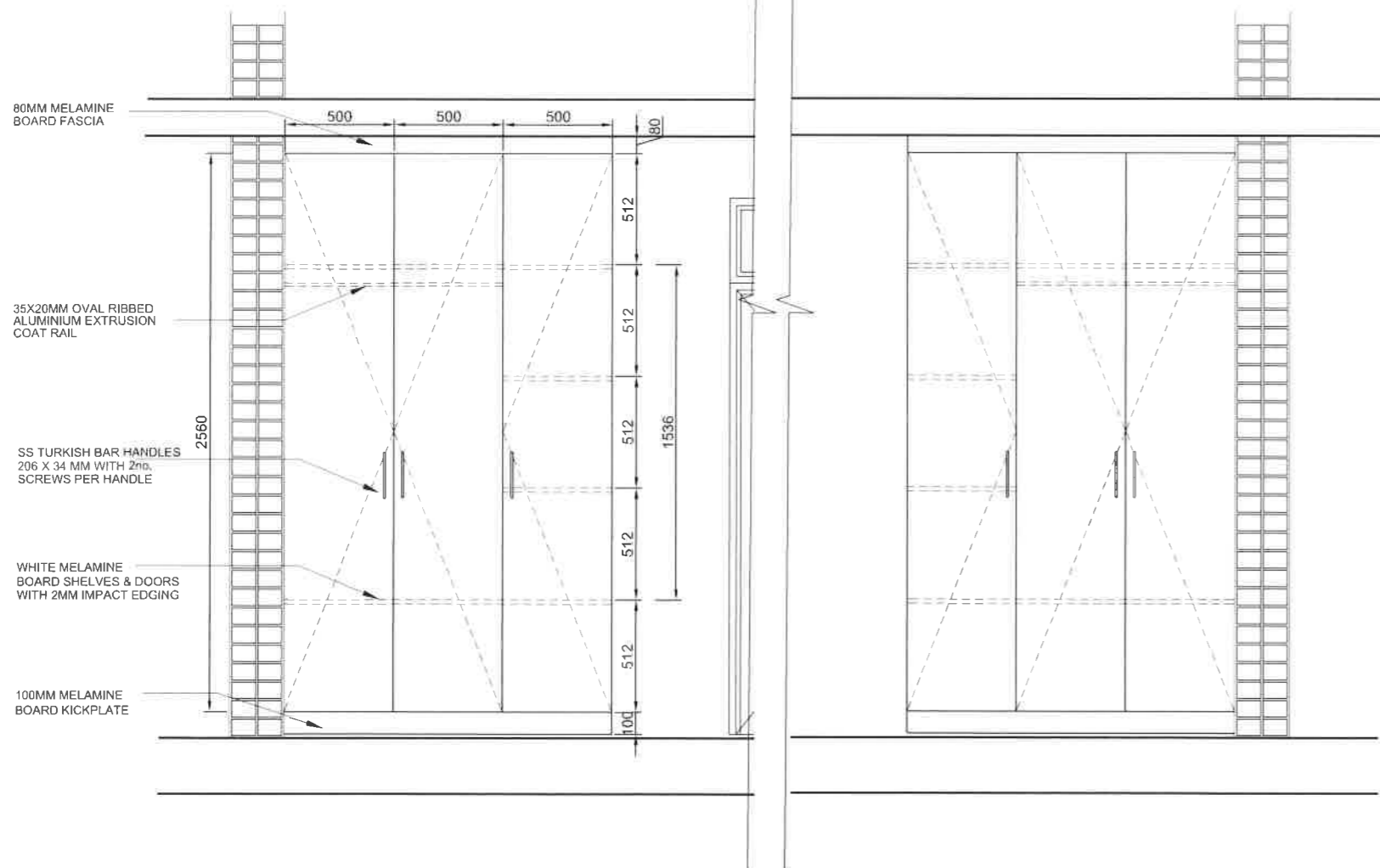
FLOOR PLAN LAYOUT
SCALE 1:50

GENERAL SPECIFICATION NOTES:

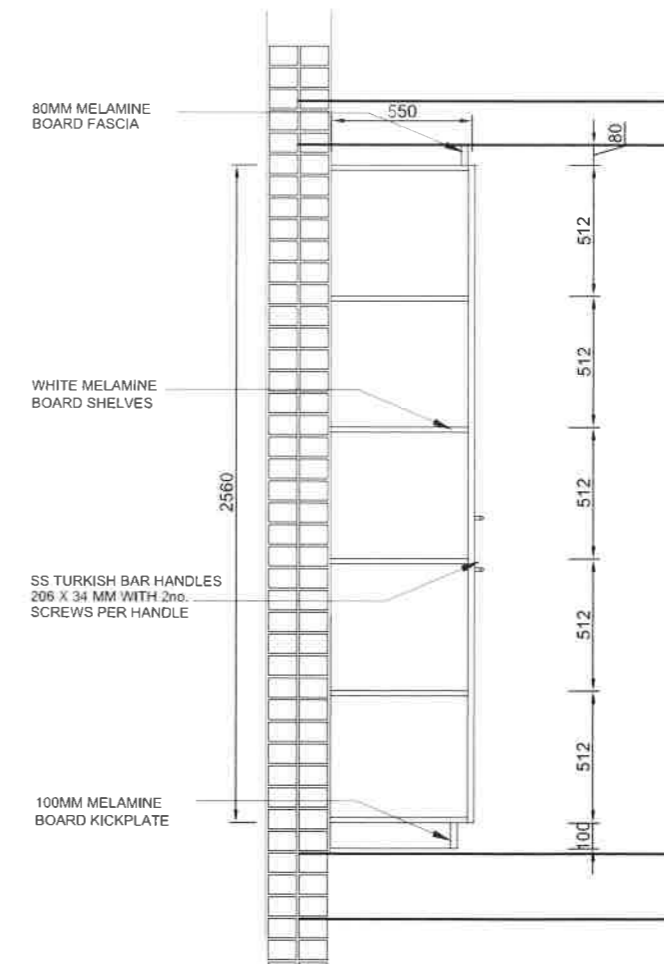
- 1. FLOOR TILES:**
1.1: 600 X 600 MM PORCELAIN TILES
CODE: 10025, AS SUPPLIED BY BOSS TILES.
- 2. WALL :**
2.1: PLASTER AND PAINT
- 3. SKIRTING**
3.1: PORCELAIN TILE SKIRTING, CUT TO SIZE 100X600MM
CODE: 10025, AS SUPPLIED BY BOSS TILES
- 4. BUILT IN UNITS**
4.1: WHITE MELAMINE BIC TO SPECIALIST DETAILS COMPLETE, WITH 2MM IMPACT EDGING ALL THROUGH, INCLUDING DOORS WITH STAINLESS STEEL TURKISH BAR HANDLES 206X34MM & 35X20MM OVAL RIBBED ALUMINIUM EXTRUSION COAT RAIL CONTRACTOR TO FURNISH SHOP DRAWINGS FOR APPROVAL
- 5. HEATERS**
5.1: GOLDAIR 425w SLIM WALL MOUNTED PANEL HEATER INCLUDING FIXING BRACKETS & ACCESSORIES, WITH VANDAL PROOF FASTENERS COMPLETE.
CODE: GPH-600
- 6. SINGLE BEDS**
6.1: SINGLE BEDS AS SUPPLIED BY DoH
- 7. DESKS AND CHAIRS**
7.1: DESKS AND CHAIRS AS SUPPLIED BY DoH

LEGEND	
	DOUBLE SWITCHED SOUTH AFRICAN + EURO STANDARD SOCKET
	DOUBLE SWITCHED SOUTH AFRICAN + EURO STANDARD SOCKET WITH SINGLE SWITCHED USB SOCKET
	DOUBLE SWITCHED SOUTH AFRICAN + EURO STANDARD SOCKET

FLOOR	ROOM / LOCATION
GROUND	GL1- 102, GL2-102, GL2-103
FIRST	FL1- 202, FL2-202, FL2-203
SECOND	SL1- 202, SL2-202, SL2-203



SECTION A-A
SCALE 1:20



SECTION B-B
SCALE 1:20

GENERAL NOTES

- ALL DIMENSIONS AND LEVELS ARE TO BE VERIFIED ON SITE PRIOR TO COMMENCING SETTING OUT, WORKSHOP DRAWINGS OR CONSTRUCTION.
- FIGURED DIMENSIONS ONLY TO BE USED.
- DISCREPANCIES, ERRORS AND OMISSIONS ARE TO BE REPORTED TO THE ARCHITECT IMMEDIATELY THEY BECOME EVIDENT.
- SHOP DRAWINGS TO BE SUBMITTED FOR APPROVAL PRIOR TO MANUFACTURE OR INSTALLATION.
- ALL SPECIFIED PRODUCTS ARE TO BE FITTED TO THE RESPECTIVE MANUFACTURERS SPECIFICATION.
- COPYRIGHT AND RIGHT OF REPRODUCTION OF THIS DRAWING OR ANY PORTION THEREOF IS RESERVED BY THE ARCHITECT.

REF.	DRG No.	REFERENCE DRAWING DESCRIPTION	NAME
REV	DATE	DESCRIPTION	NAME
A	02-08-2021	FOR TENDER	RL
B	08-12-2021	GENERAL AMENDMENTS	RL

BLACK BALANCE PROJECTS (Pty) Limited
INNOVATIVE SUSTAINABLE SOLUTIONS
1st Floor, 21 Riverhorse Close,
Riverhorse Valley, 4010
Website: www.blackbalance.co.za
Tel: +27 31 832 3450
Fax: +27 31 202 3403
P.O. Box 1142, Hyper By The Sea, Durban, 4053

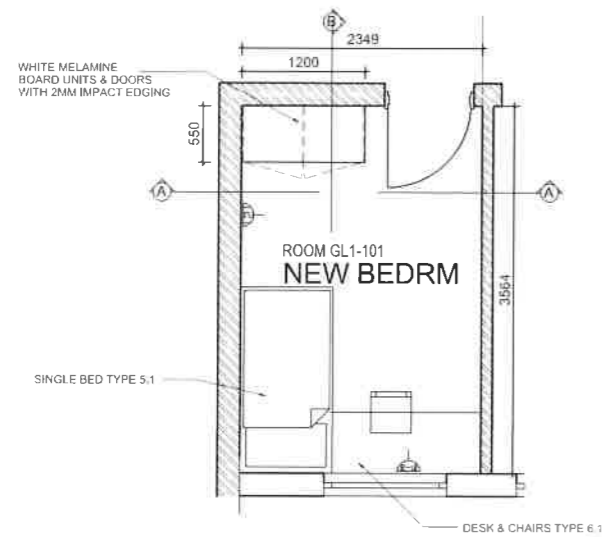
CLIENT DEPARTMENT OF HEALTH - KZN

KWAZULU-NATAL PROVINCE
HEALTH
REPUBLIC OF SOUTH AFRICA

PROJECT
PROPOSED ALTERATIONS AND
REFURBISHMENTS TO EXISTING STUDENT
ACCOMMODATION IN MADADENI HOSPITAL
SITE 1 (HOSPITAL SITE) IN THE TOWNSHIP
ON FARM SUTTLEWORTH NO. 9504

DRAWING TITLE
ROOM LAYOUT 3

	RESPONSIBLE PERSON	DATE	ORIGINAL SIZE
DESIGNED	RL	22/05/20	A2
DRAWN	SG	22/07/20	SCALE
APPROVED			AS SHOWN
DRAWING No.	ARCH-BIC03		REVISION B



FLOOR PLAN LAYOUT
SCALE 1:50

GENERAL SPECIFICATION NOTES:

1. FLOOR TILES:
1.1: 600 X 600 MM PORCELAIN TILES
CODE: 10025, AS SUPPLIED BY BOSS TILES.

2. WALL :
2.1: PLASTER AND PAINT

3. SKIRTING
3.1: PORCELAIN TILE SKIRTING, CUT TO SIZE 100X600MM
CODE: 10025, AS SUPPLIED BY BOSS TILES

4. BUILT IN UNITS
4.1: WHITE MELAMINE BIC TO SPECIALIST DETAILS COMPLETE, WITH 2MM IMPACT EDGING ALL THROUGH, INCLUDING DOORS WITH STAINLESS STEEL TURKISH BAR HANDLES 206X34MM & 35X20MM OVAL RIBBED ALUMINIUM EXTRUSION COAT RAIL CONTRACTOR TO FURNISH SHOP DRAWINGS FOR APPROVAL

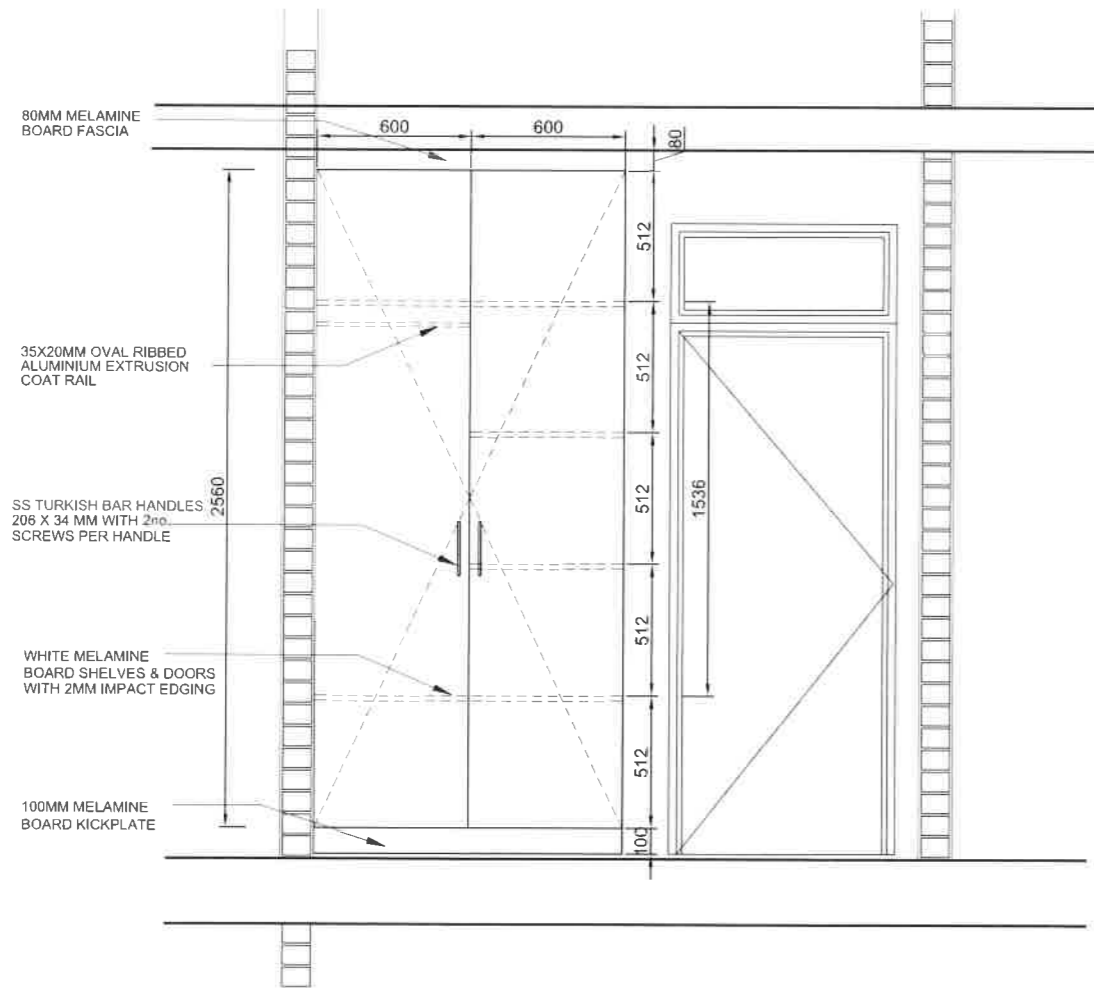
5. HEATERS
5.1: GOLDAIR 425w SLIM WALL MOUNTED PANEL HEATER INCLUDING FIXING BRACKETS & ACCESSORIES, WITH VANDAL PROOF FASTENERS COMPLETE.
CODE: GPH-600

6. SINGLE BEDS
6.1: SINGLE BEDS AS SUPPLIED BY DoH

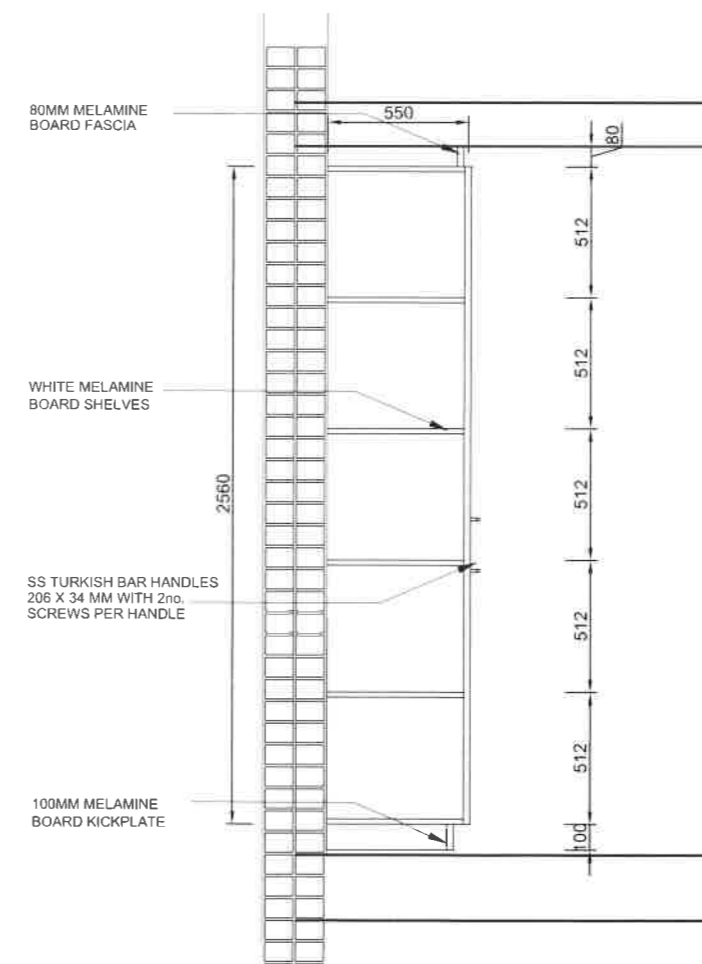
7. DESKS AND CHAIRS
7.1: DESKS AND CHAIRS AS SUPPLIED BY DoH

LEGEND	
	DOUBLE SWITCHED SOUTH AFRICAN + EURO STANDARD SOCKET
	DOUBLE SWITCHED SOUTH AFRICAN + EURO STANDARD SOCKET WITH SINGLE SWITCHED USB SOCKET
	DOUBLE SWITCHED SOUTH AFRICAN + EURO STANDARD SOCKET

FLOOR	ROOM / LOCATION
GROUND	GL1-101, GL1-103 to 107, GL2-103 to 106, GL2-108, GL2-109
FIRST	FL1-201, FL1-203 to 207, FL2-203 to 206, FL2-208, FL2-209
SECOND	SL1-301, SL1-303 to 307, SL2-303 to 306, SL2-308, SL2-309



SECTION A-A
SCALE 1:20



SECTION B-B
SCALE 1:20

GENERAL NOTES

- o ALL DIMENSIONS AND LEVELS ARE TO BE VERIFIED ON SITE PRIOR TO COMMENCING SETTING OUT, WORKSHOP DRAWINGS OR CONSTRUCTION.
- o FIGURED DIMENSIONS ONLY TO BE USED.
- o DISCREPANCIES, ERRORS AND OMISSIONS ARE TO BE REPORTED TO THE ARCHITECT IMMEDIATELY THEY BECOME EVIDENT.
- o SHOP DRAWINGS TO BE SUBMITTED FOR APPROVAL PRIOR TO MANUFACTURE OR INSTALLATION.
- o ALL SPECIFIED PRODUCTS ARE TO BE FITTED TO THE RESPECTIVE MANUFACTURERS SPECIFICATION.
- o COPYRIGHT AND RIGHT OF REPRODUCTION OF THIS DRAWING OR ANY PORTION THEREOF IS RESERVED BY THE ARCHITECT.

REV	DATE	DESCRIPTION	NAME
A	02-08-2021	FOR TENDER	RL
B	08-12-2021	GENERAL AMENDMENTS	RL

BLACK BALANCE PROJECTS (Pty) Limited
INNOVATIVE SUSTAINABLE SOLUTIONS
1st Floor, 21 Riverhorse Close,
Riverhorse Valley, 4010

Website: www.blackbalance.co.za
Tel: +27 31 832 3450
Fax: +27 31 202 3403

P.O. Box 1142, Hyper By The Sea, Durban, 4053

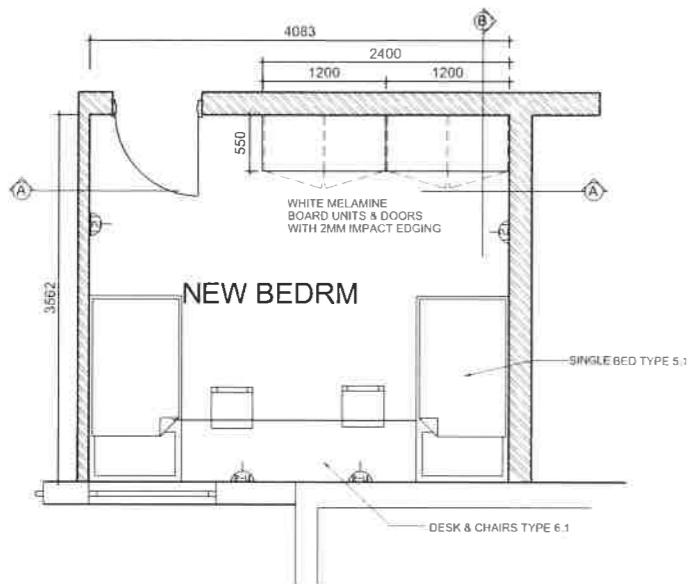
CLIENT DEPARTMENT OF HEALTH - KZN

KWAZULU-NATAL PROVINCE
HEALTH
REPUBLIC OF SOUTH AFRICA

PROJECT
PROPOSED ALTERATIONS AND
REFURBISHMENTS TO EXISTING STUDENT
ACCOMMODATION IN MADADENI HOSPITAL
SITE 1 (HOSPITAL SITE) IN THE TOWNSHIP
ON FARM SUTTLEWORTH NO. 9504

DRAWING TITLE
ROOM LAYOUT 4

	RESPONSIBLE PERSON	DATE	ORIGINAL SIZE
DESIGNED	RL	22/05/20	A2
DRAWN	SG	22/07/20	SCALE
APPROVED			AS SHOWN
DRAWING No.	ARCH-BIC04		REVISION B



FLOOR PLAN LAYOUT
SCALE 1:50

GENERAL SPECIFICATION NOTES:

1. FLOOR TILES:
1.1: 600 X 600 MM PORCELAIN TILES
CODE: 10025, AS SUPPLIED BY BOSS TILES.

2. WALL :
2.1: PLASTER AND PAINT

3. SKIRTING
3.1: PORCELAIN TILE SKIRTING, CUT TO SIZE 100X600MM
CODE: 10025, AS SUPPLIED BY BOSS TILES

4. BUILT IN UNITS
4.1: WHITE MELAMINE BIC TO SPECIALIST DETAILS COMPLETE, WITH 2MM IMPACT EDGING ALL THROUGH, INCLUDING DOORS WITH STAINLESS STEEL TURKISH BAR HANDLES 206X34MM & 35X20MM OVAL RIBBED ALUMINIUM EXTRUSION COAT RAIL CONTRACTOR TO FURNISH SHOP DRAWINGS FOR APPROVAL

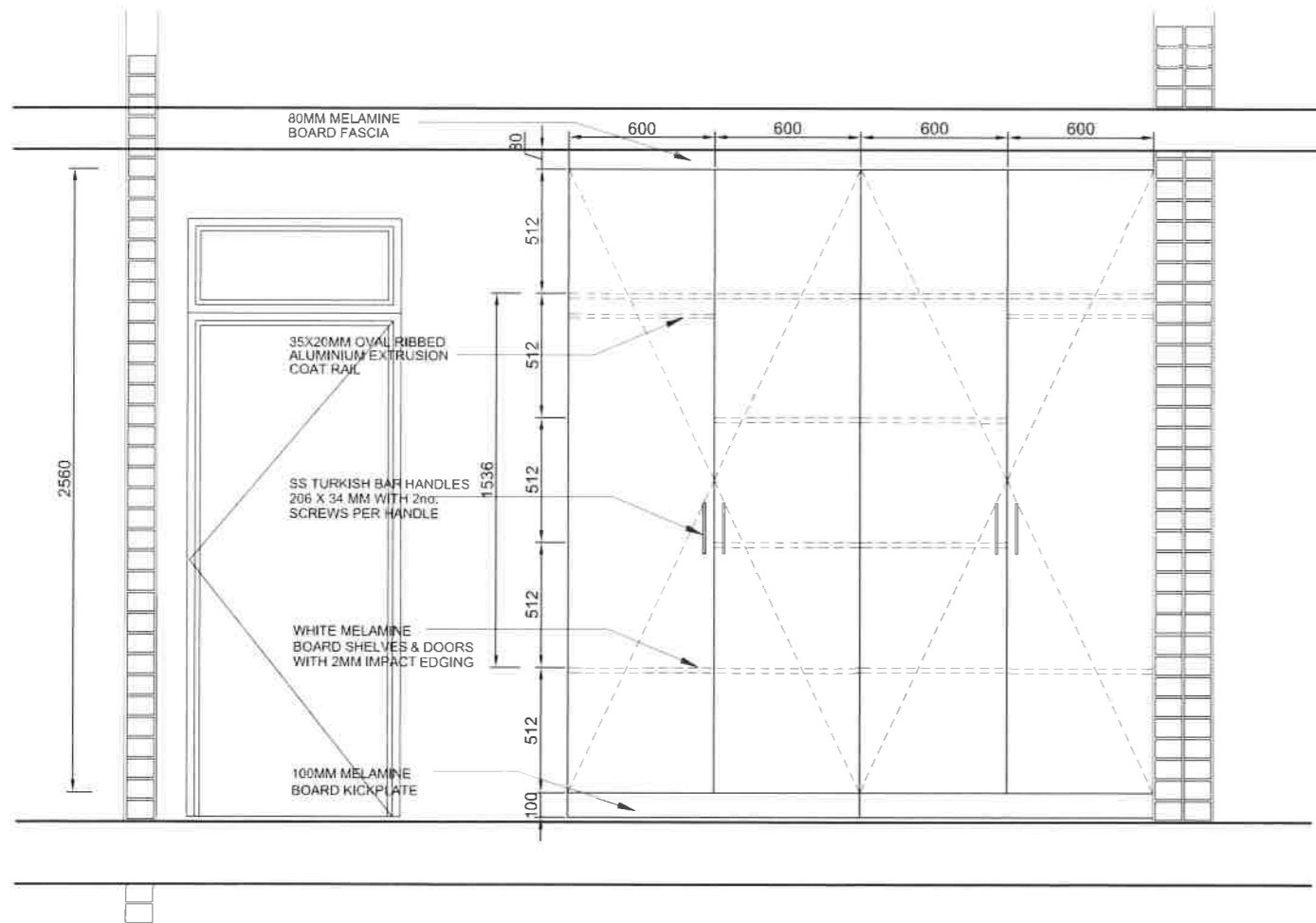
5. HEATERS
5.1: GOLDAIR 425w SLIM WALL MOUNTED PANEL HEATER INCLUDING FIXING BRACKETS & ACCESSORIES, WITH VANDAL PROOF FASTENERS COMPLETE.
CODE: GPH-600

6. SINGLE BEDS
6.1: SINGLE BEDS AS SUPPLIED BY DoH

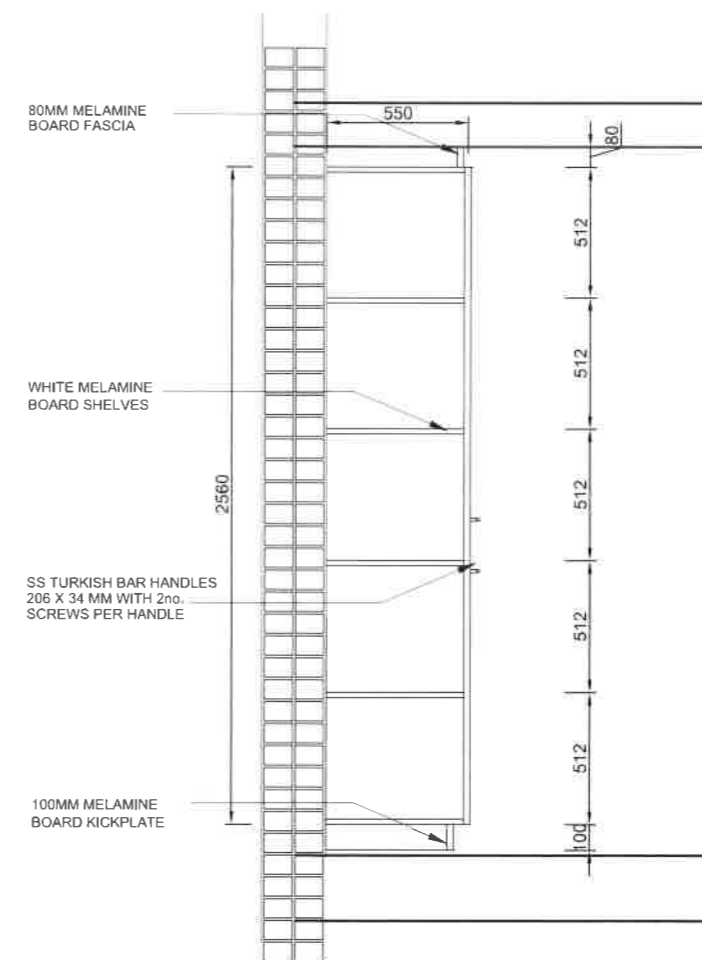
7. DESKS AND CHAIRS
7.1: DESKS AND CHAIRS AS SUPPLIED BY DoH

LEGEND	
	DOUBLE SWITCHED SOUTH AFRICAN + EURO STANDARD SOCKET
	DOUBLE SWITCHED SOUTH AFRICAN + EURO STANDARD SOCKET WITH SINGLE SWITCHED USB SOCKET
	DOUBLE SWITCHED SOUTH AFRICAN + EURO STANDARD SOCKET

FLOOR	ROOM / LOCATION
GROUND	GL1-108,
FIRST	FL1-208,
SECOND	SL1-308,



SECTION A-A
SCALE 1:20



SECTION B-B
SCALE 1:20

GENERAL NOTES

- ALL DIMENSIONS AND LEVELS ARE TO BE VERIFIED ON SITE PRIOR TO COMMENCING SETTING OUT, WORKSHOP DRAWINGS OR CONSTRUCTION.
- FIGURED DIMENSIONS ONLY TO BE USED.
- DISCREPANCIES, ERRORS AND OMISSIONS ARE TO BE REPORTED TO THE ARCHITECT IMMEDIATELY THEY BECOME EVIDENT.
- SHOP DRAWINGS TO BE SUBMITTED FOR APPROVAL PRIOR TO MANUFACTURE OR INSTALLATION.
- ALL SPECIFIED PRODUCTS ARE TO BE FITTED TO THE RESPECTIVE MANUFACTURERS SPECIFICATION.
- COPYRIGHT AND RIGHT OF REPRODUCTION OF THIS DRAWING OR ANY PORTION THEREOF IS RESERVED BY THE ARCHITECT.

REV	DATE	DESCRIPTION	NAME
A	02-08-2021	FOR TENDER	RL
B	08-12-2021	GENERAL AMENDMENTS	RL

BLACK BALANCE PROJECTS (Pty) Limited
INNOVATIVE SUSTAINABLE SOLUTIONS
1st Floor, 21 Riverhorse Close,
Riverhorse Valley, 4010

Website: www.blackbalance.co.za
Tel: +27 31 832 3450
Fax: +27 31 202 3403

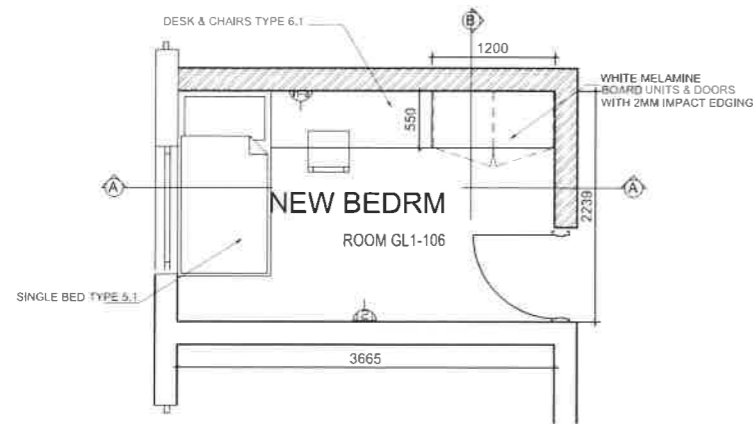
P.O. Box 1142, Hyper By The Sea, Durban, 4053

CLIENT DEPARTMENT OF HEALTH - KZN

PROJECT
PROPOSED ALTERATIONS AND
REFURBISHMENTS TO EXISTING STUDENT
ACCOMMODATION IN MADADENI HOSPITAL
SITE 1 (HOSPITAL SITE) IN THE TOWNSHIP
ON FARM SUTTLEWORTH NO. 9504

DRAWING TITLE
ROOM LAYOUT 5

	RESPONSIBLE PERSON	DATE	ORIGINAL SIZE
DESIGNED	RL	22/05/20	A2
DRAWN	SG	22/07/20	SCALE
APPROVED			AS SHOWN
DRAWING No.	ARCH-BIC05		REVISION B



FLOOR PLAN LAYOUT

SCALE 1:50

GENERAL SPECIFICATION NOTES:

1. FLOOR TILES:

1.1: 600 X 600 MM PORCELAIN TILES
CODE: 10025, AS SUPPLIED BY BOSS TILES.

2. WALL :

2.1: PLASTER AND PAINT

3. SKIRTING

3.1: PORCELAIN TILE SKIRTING, CUT TO SIZE 100X600MM
CODE: 10025, AS SUPPLIED BY BOSS TILES

4. BUILT IN UNITS

4.1: WHITE MELAMINE BIC TO SPECIALIST DETAILS COMPLETE, WITH 2MM IMPACT EDGING ALL THROUGH, INCLUDING DOORS WITH STAINLESS STEEL TURKISH BAR HANDLES 206X34MM & 35X20MM OVAL RIBBED ALUMINIUM EXTRUSION COAT RAIL CONTRACTOR TO FURNISH SHOP DRAWINGS FOR APPROVAL

5. HEATERS

5.1: GOLDAIR 425w SLIM WALL MOUNTED PANEL HEATER INCLUDING FIXING BRACKETS & ACCESSORIES, WITH VANDAL PROOF FASTENERS COMPLETE.
CODE: GPH-600

6. SINGLE BEDS

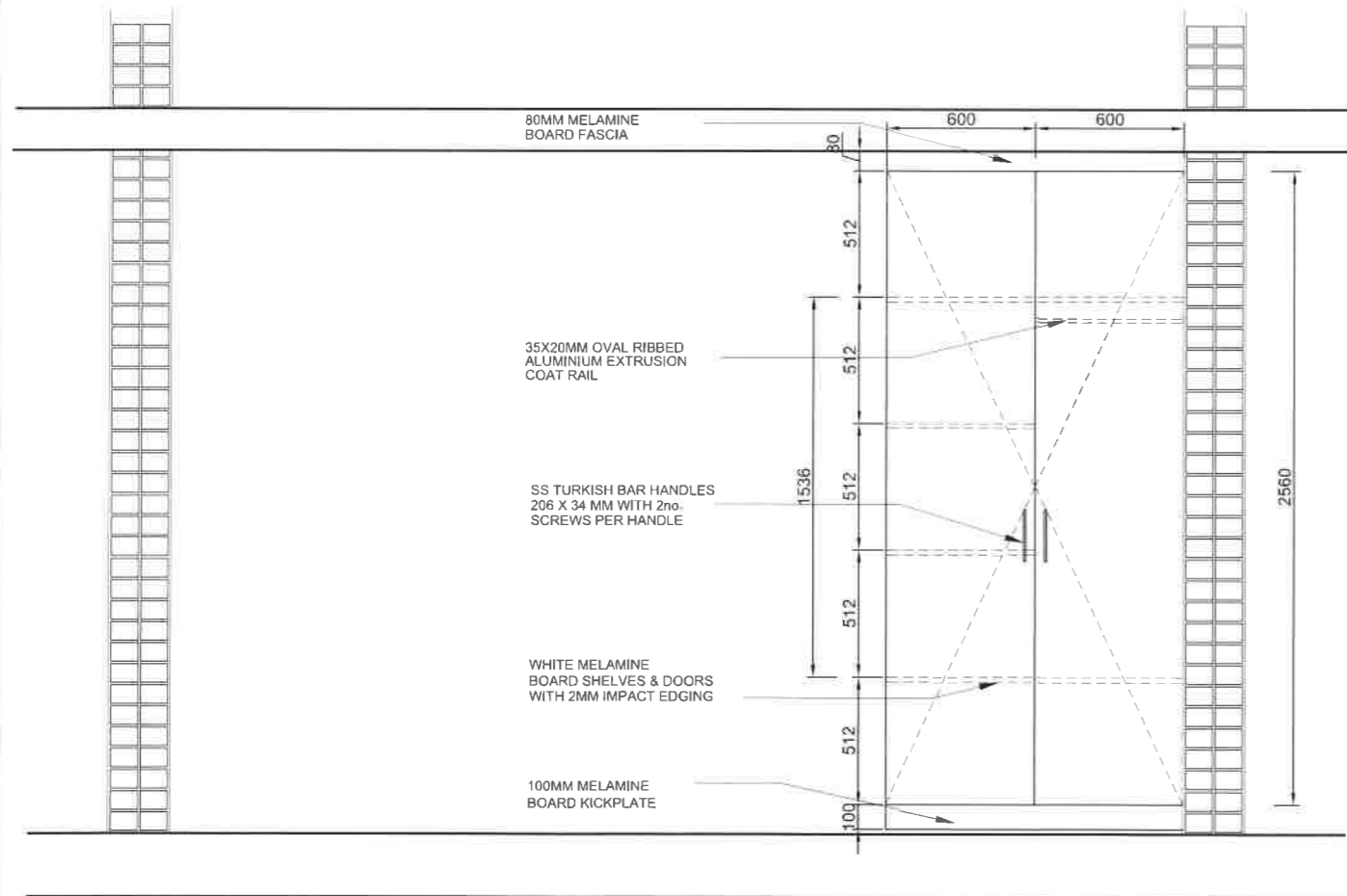
6.1: SINGLE BEDS AS SUPPLIED BY DoH

7. DESKS AND CHAIRS

7.1: DESKS AND CHAIRS AS SUPPLIED BY DoH

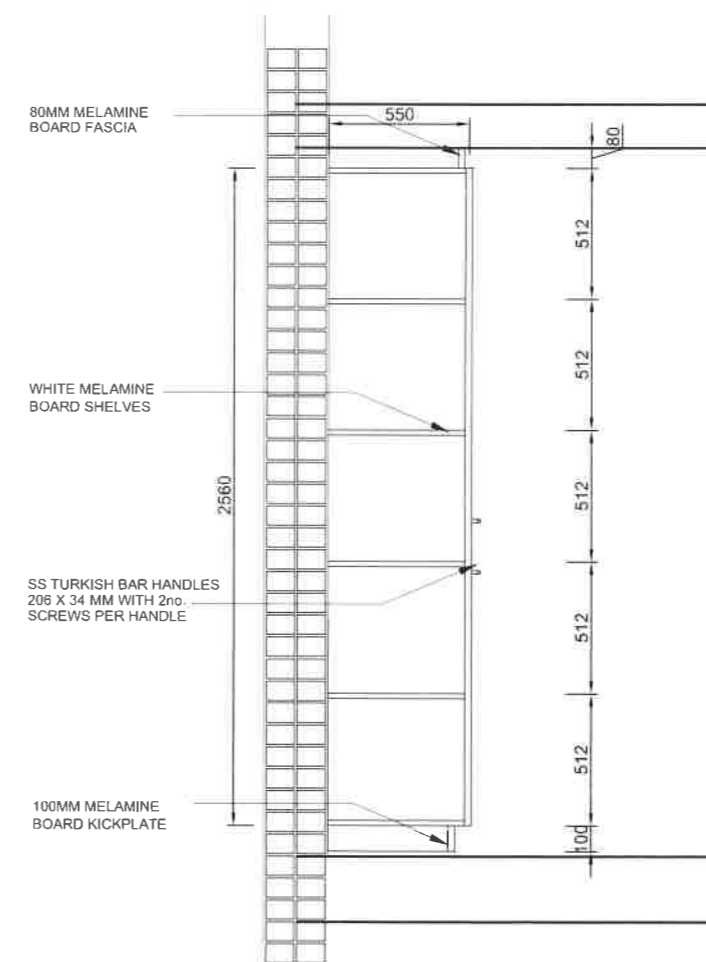
LEGEND	
	DOUBLE SWITCHED SOUTH AFRICAN + EURO STANDARD SOCKET
	DOUBLE SWITCHED SOUTH AFRICAN + EURO STANDARD SOCKET WITH SINGLE SWITCHED USB SOCKET
	DOUBLE SWITCHED SOUTH AFRICAN + EURO STANDARD SOCKET

FLOOR	ROOM / LOCATION
GROUND	GL1-106, GL2-107
FIRST	FL1-206, FL2-207
SECOND	SL1-306, SL2-307



SECTION A-A

SCALE 1:20



SECTION B-B

SCALE 1:20

GENERAL NOTES

- ALL DIMENSIONS AND LEVELS ARE TO BE VERIFIED ON SITE PRIOR TO COMMENCING SETTING OUT, WORKSHOP DRAWINGS OR CONSTRUCTION.
- FIGURED DIMENSIONS ONLY TO BE USED.
- DISCREPANCIES, ERRORS AND OMISSIONS ARE TO BE REPORTED TO THE ARCHITECT IMMEDIATELY THEY BECOME EVIDENT.
- SHOP DRAWINGS TO BE SUBMITTED FOR APPROVAL PRIOR TO MANUFACTURE OR INSTALLATION.
- ALL SPECIFIED PRODUCTS ARE TO BE FITTED TO THE RESPECTIVE MANUFACTURERS SPECIFICATION.
- COPYRIGHT AND RIGHT OF REPRODUCTION OF THIS DRAWING OR ANY PORTION THEREOF IS RESERVED BY THE ARCHITECT.

REF. DRG No.	REFERENCE DRAWING DESCRIPTION		
REV	DATE	DESCRIPTION	NAME
A	02-08-2021	FOR TENDER	RL
B	08-12-2021	GENERAL AMENDMENTS	RL

BLACK BALANCE PROJECTS (Pty) Limited
 INNOVATIVE SUSTAINABLE SOLUTIONS
 1st Floor, 21 Riverhorse Close,
 Riverhorse Valley, 4010
 Website: www.blackbalance.co.za
 Tel: +27 31 832 3450
 Fax: +27 31 202 3403
 P.O. Box 1142, Hyper By The Sea, Durban, 4053

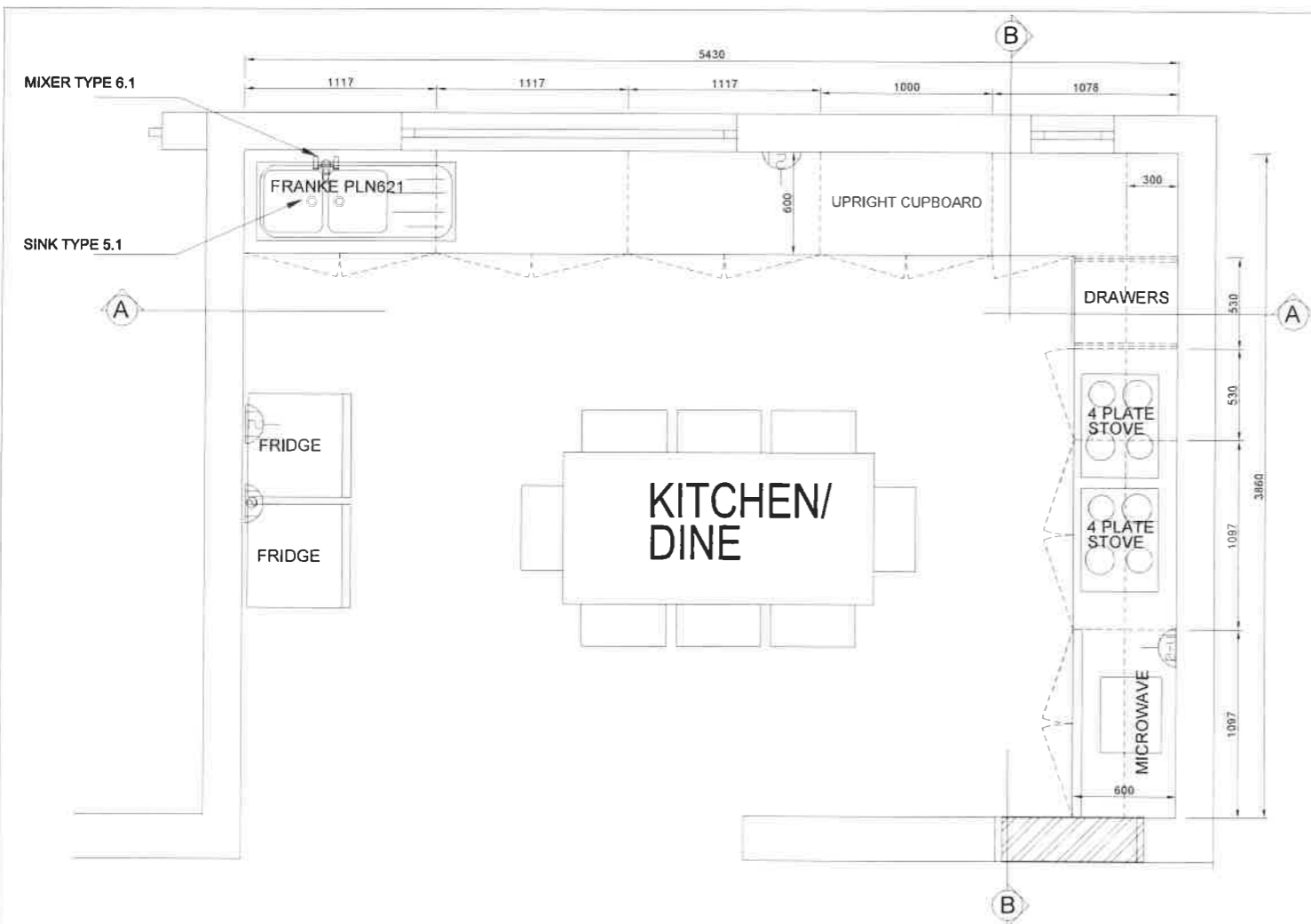
CLIENT DEPARTMENT OF HEALTH - KZN

KWAZULU-NATAL PROVINCE
 HEALTH
 REPUBLIC OF SOUTH AFRICA

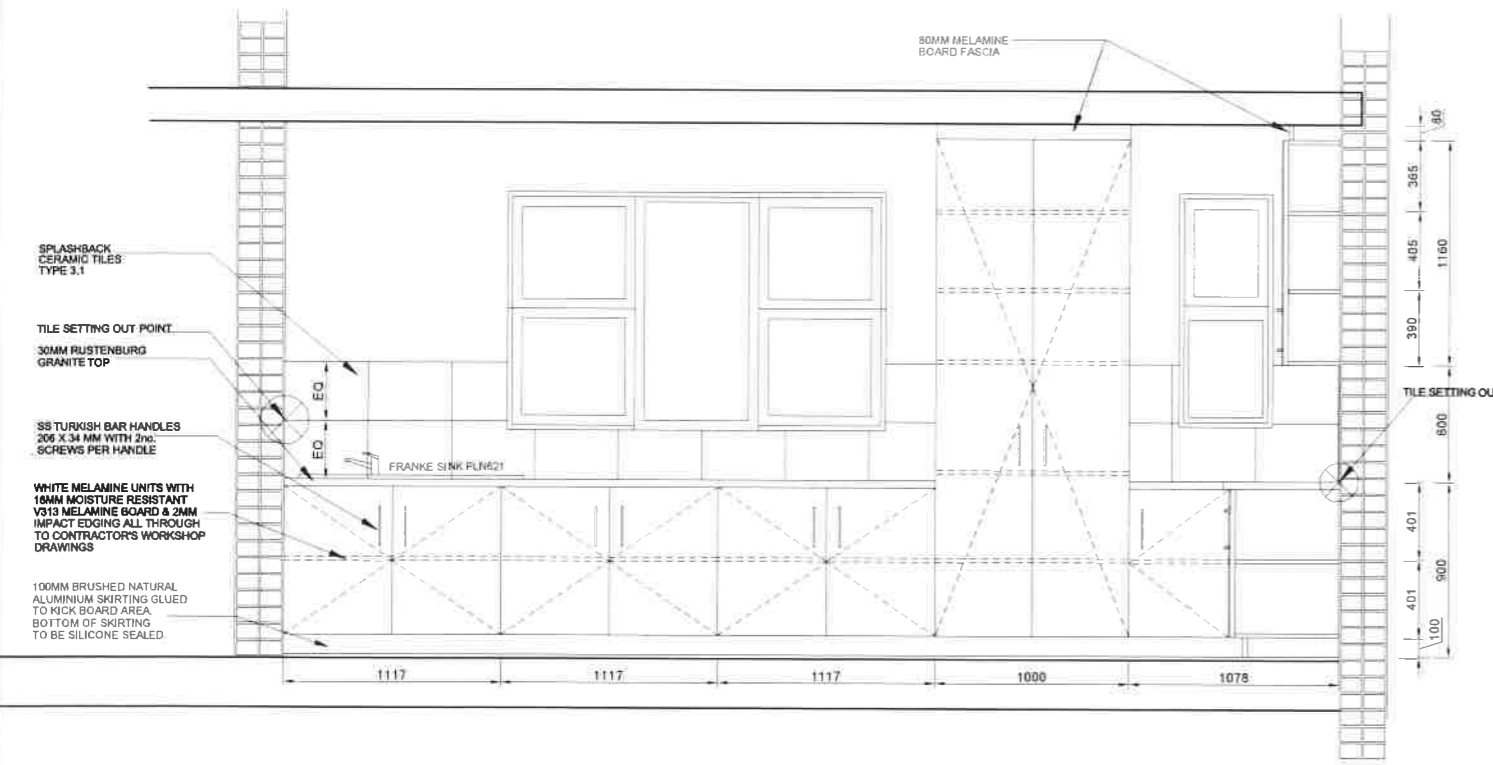
PROJECT
 PROPOSED ALTERATIONS AND
 REFURBISHMENTS TO EXISTING STUDENT
 ACCOMMODATION IN MADADENI HOSPITAL
 SITE 1 (HOSPITAL SITE) IN THE TOWNSHIP
 ON FARM SUTTLEWORTH NO. 9504

DRAWING TITLE
ROOM LAYOUT 6

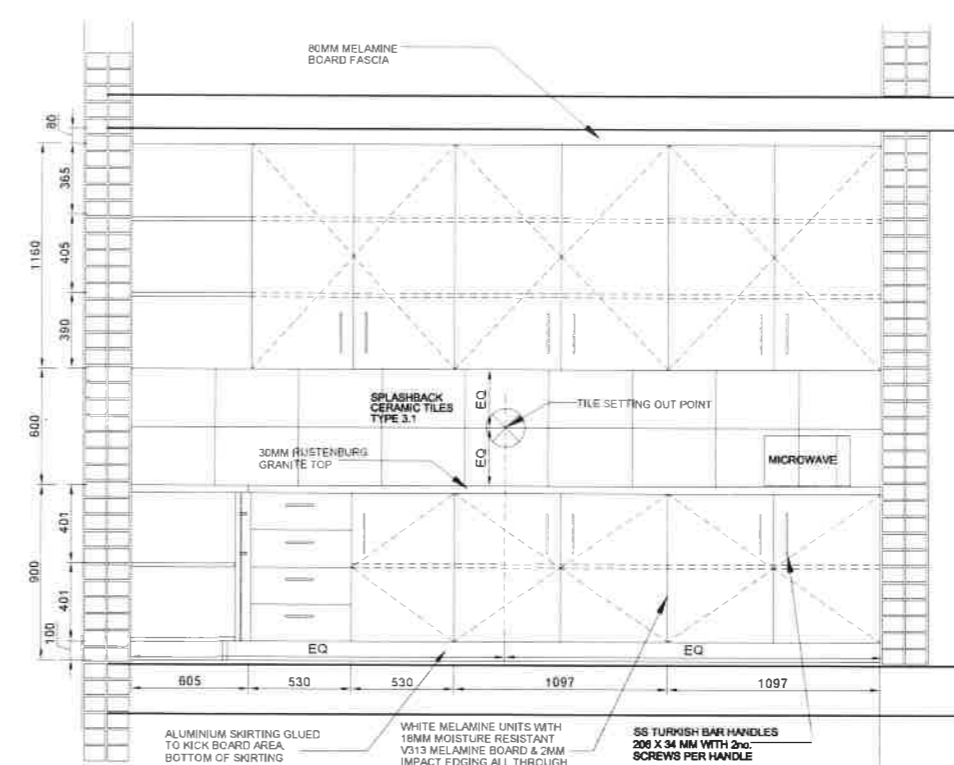
	RESPONSIBLE PERSON	DATE	ORIGINAL SIZE
DESIGNED	RL	22/05/20	A2
DRAWN	SG	22/07/20	SCALE
APPROVED			AS SHOWN
DRAWING No.	ARCH-BIC06		REVISION B



FLOOR PLAN LAYOUT
SCALE 1:20



SECTION A-A
SCALE 1:20



SECTION B-B
SCALE 1:20

GENERAL SPECIFICATION NOTES:

- 1. BUILT IN UNITS**
1.1: WHITE MELAMINE BUILT IN CUPBOARDS TO SPECIALIST DETAILS COMPLETE, ALL JOINERY FIXTURES TO BE MANUFACTURED WITH 18MM MOISTURE RESISTANT V313 MELAMINE BOARD WITH 2MM IMPACT EDGING ALL THROUGH, INCL DOORS STAINLESS STEEL TURKISH BAR HANDLES 206 X 34MM WITH 30MM RUSTENBURG GRANITE TOPS
- 2. FLOOR TILES:**
2.1: 600 X 600 MM PORCELAIN TILES SOHO GREY ECO, AS SUPPLIED BY BOSS TILES.
- 3. SPLASHBACK:**
3.1: 430 X 430MM CERAMIC TILES SPLASHBACK TRIBECA GREY, CODE: OTR200018A AS SUPPLIED BY TILETORIA.
- 4. SKIRTING**
4.1: PORCELAIN TILE SKIRTING, CUT TO SIZE 100X600MM SOHO GREY ECO, AS SUPPLIED BY BOSS TILES.
- 5. SINK**
5.1: FRANKE PROJECTLINE PLN621 DOUBLE INSET SINK SIZE: 1160 X 460 X 140, INCLUDES 2 X 38MM PVC WASTE FITTING & PLUG WITH HANDLE (1990031) WITH SPAZI F/2 PLUMBING KIT - 50/90MM OUTLET (1120009)
- 6. MIXER**
6.1: COBRA STAR CHROME SINK MIXER ONE HOLE WITH AERATED SWIVEL OUTLET, 1/2" BSP FEMALE CONNECTION ENDS, CP CODE: COB-FSK2D1SR-0GT01
- 7. STOVE**
7.1: FOUR PLATE STOVE AS SUPPLIED BY DoH
- 8. MICROWAVE**
8.1: MICROWAVE AS SUPPLIED BY DoH
- 9. FURNITURE**
9.1: DINING TABLE & CHAIRS AS SUPPLIED BY DoH

GENERAL NOTES

- CONSTRUCTOR TO FURNISH SHOP DRAWINGS FOR ARCHITECT'S APPROVAL
- REFER TO DRAWINGS 21066_101_M04_R0 & 21066_101_M05_R0 FOR MECHANICAL VENTILATION.

GENERAL NOTES

- o ALL DIMENSIONS AND LEVELS ARE TO BE VERIFIED ON SITE PRIOR TO COMMENCING SETTING OUT, WORKSHOP DRAWINGS OR CONSTRUCTION.
- o FIGURED DIMENSIONS ONLY TO BE USED.
- o DISCREPANCIES, ERRORS AND OMISSIONS ARE TO BE REPORTED TO THE ARCHITECT IMMEDIATELY THEY BECOME EVIDENT.
- o SHOP DRAWINGS TO BE SUBMITTED FOR APPROVAL PRIOR TO MANUFACTURE OR INSTALLATION.
- o ALL SPECIFIED PRODUCTS ARE TO BE FITTED TO THE RESPECTIVE MANUFACTURERS SPECIFICATION.
- o COPYRIGHT AND RIGHT OF REPRODUCTION OF THIS DRAWING OR ANY PORTION THEREOF IS RESERVED BY THE ARCHITECT.

LEGEND

	DOUBLE SWITCHED SOUTH AFRICAN + EURO STANDARD SOCKET
	DOUBLE SWITCHED SOUTH AFRICAN + EURO STANDARD SOCKET WITH SINGLE SWITCHED USB SOCKET
	DOUBLE SWITCHED SOUTH AFRICAN + EURO STANDARD SOCKET

REF. DRG No.	REFERENCE DRAWING DESCRIPTION	NAME
REV A	02-08-2021 FOR TENDER	RL
REV B	08-12-2021 GENERAL AMENDMENTS	RL

BLACK BALANCE PROJECTS (Pty) Limited
INNOVATIVE SUSTAINABLE SOLUTIONS
1st Floor, 21 Riverhorse Close,
Riverhorse Valley, 4010

Website: www.blackbalance.co.za
Tel: +27 31 832 3450
Fax: +27 31 202 3403

P.O. Box 1142, Hyper By The Sea, Durban, 4053

CLIENT DEPARTMENT OF HEALTH - KZN



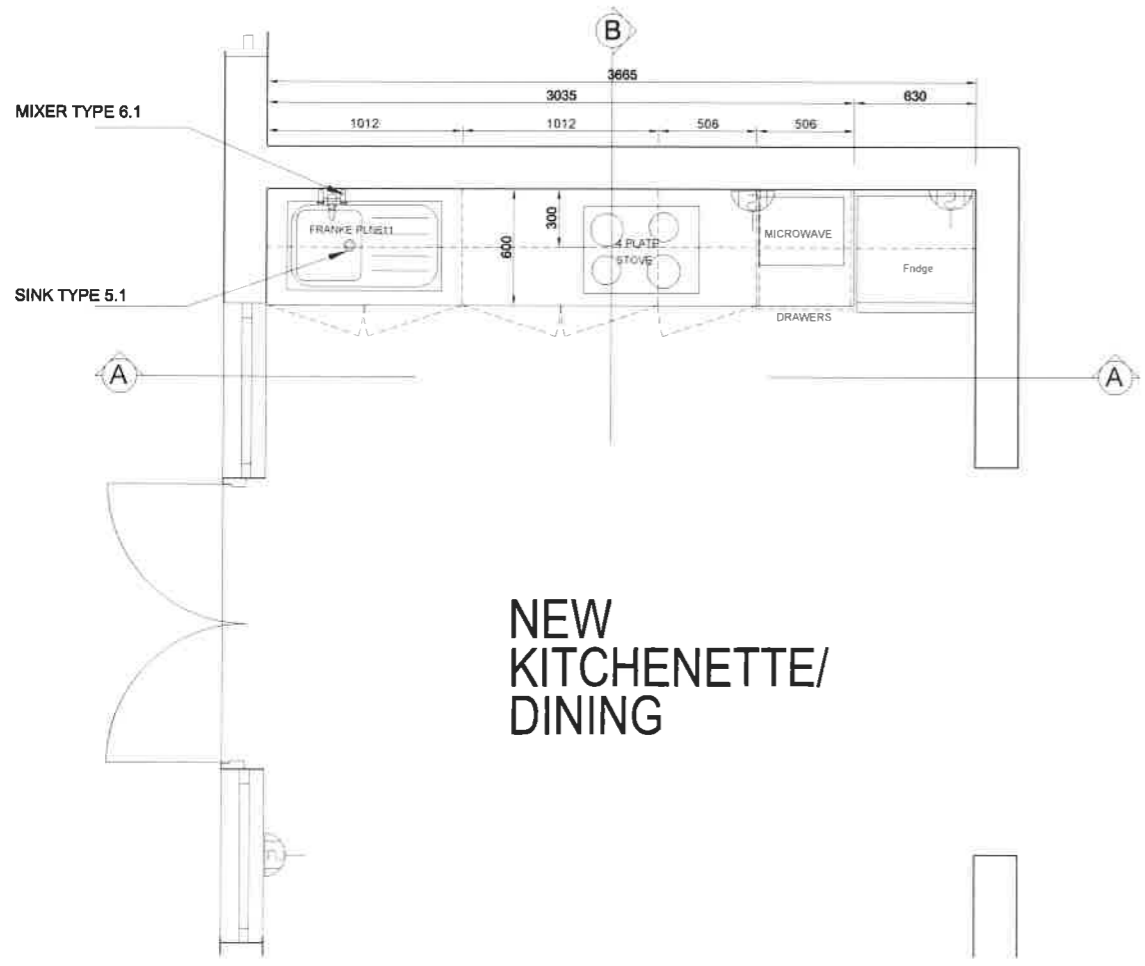
PROJECT

PROPOSED ALTERATIONS AND REFURBISHMENTS TO EXISTING STUDENT ACCOMMODATION IN MADADENI HOSPITAL SITE 1 (HOSPITAL SITE) IN THE TOWNSHIP ON FARM SUTTLEWORTH NO. 9504

DRAWING TITLE

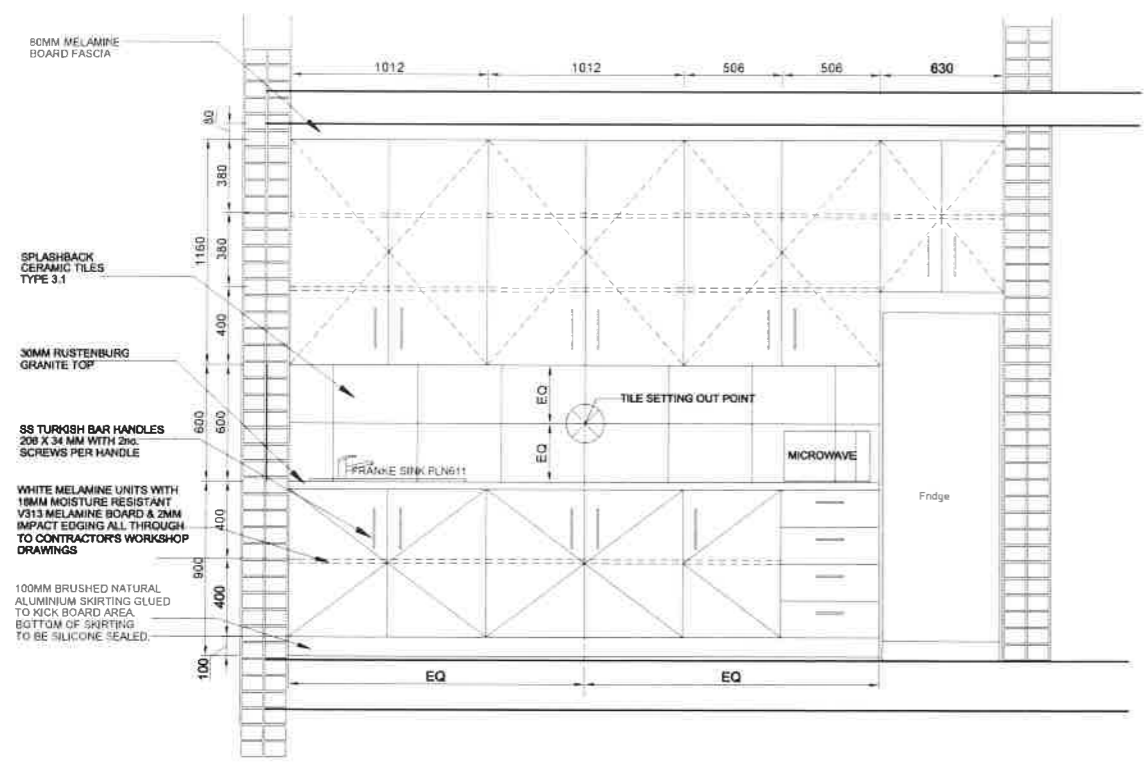
**KITCHEN LAYOUT
(EXISTING BLOCKS A, B & C)**

	RESPONSIBLE PERSON	DATE	ORIGINAL SIZE
DESIGNED	RL	22/05/20	A1
DRAWN	SG	22/07/20	SCALE
APPROVED			AS SHOWN
DRAWING No.	ARCH-KC01		REVISION B

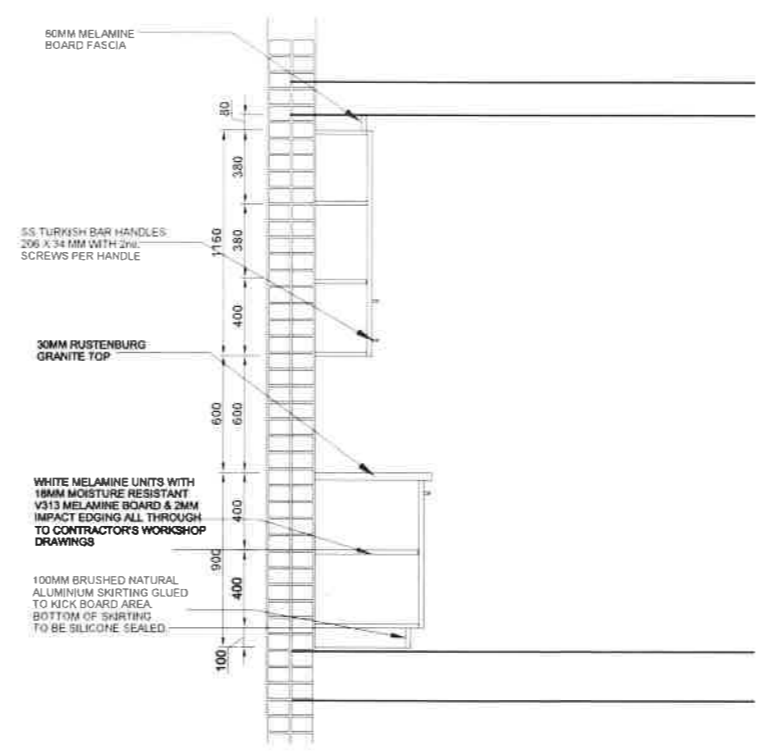


NEW KITCHENETTE/ DINING

FLOOR PLAN LAYOUT
SCALE 1:20



SECTION A-A
SCALE 1:20



SECTION B-B
SCALE 1:20

GENERAL SPECIFICATION NOTES:

- 1. BUILT IN UNITS**
1.1: WHITE MELAMINE BUILT IN CUPBOARDS TO SPECIALIST DETAILS COMPLETE. ALL JOINERY FIXTURES TO BE MANUFACTURED WITH 18MM MOISTURE RESISTANT V313 MELAMINE BOARD WITH 2MM IMPACT EDGING ALL THROUGH, INCL DOORS STAINLESS STEEL TURKISH BAR HANDLES 206 X 34MM WITH 30MM RUSTENBURG GRANITE TOPS
 - 2. FLOOR TILES:**
2.1: 600 X 600 MM PORCELAIN TILES SOHO GREY ECO, AS SUPPLIED BY BOSS TILES.
 - 3. SPLASHBACK:**
3.1: 430 X 430MM CERAMIC TILES SPLASHBACK TRIBECA GREY, CODE: OTR200018A AS SUPPLIED BY TILETORIA.
 - 4. SKIRTING**
4.1: PORCELAIN TILE SKIRTING, CUT TO SIZE 100X600MM SOHO GREY ECO, AS SUPPLIED BY BOSS TILES.
 - 5. SINK**
5.1: FRANKE PROJECTLINE PLN611 SINGLE INSET SINK SIZE: 800 X 460 X 140, INCLUDES 1 X 38MM PVC WASTE FITTING & PLUG WITH HANDLE (1990030) WITH SPAZI F/1 PLUMBING KIT - 50/90MM OUTLET (1120008)
 - 6. MIXER**
6.1: COBRA STAR CHROME SINK MIXER ONE HOLE WITH AERATED SWIVEL OUTLET, 1/2" BSP FEMALE CONNECTION ENDS, CP CODE: COB-FSK2D1SR-0GT01
 - 7. STOVE**
7.1: FOUR PLATE STOVE AS SUPPLIED BY DoH
 - 8. MICROWAVE**
8.1: MICROWAVE AS SUPPLIED BY DoH
 - 9. FURNITURE**
9.1: DINING TABLE & CHAIRS AS SUPPLIED BY DoH
- GENERAL NOTES**
- CONSTRUCTOR TO FURNISH SHOP DRAWINGS FOR ARCHITECT'S APPROVAL.
 - REFER TO DRAWINGS 21066_101_M04_R0 & 21066_101_M05_R0 FOR MECHANICAL VENTILATION.

- ### GENERAL NOTES
- o ALL DIMENSIONS AND LEVELS ARE TO BE VERIFIED ON SITE PRIOR TO COMMENCING SETTING OUT, WORKSHOP DRAWINGS OR CONSTRUCTION.
 - o FIGURED DIMENSIONS ONLY TO BE USED.
 - o DISCREPANCIES, ERRORS AND OMISSIONS ARE TO BE REPORTED TO THE ARCHITECT IMMEDIATELY THEY BECOME EVIDENT.
 - o SHOP DRAWINGS TO BE SUBMITTED FOR APPROVAL PRIOR TO MANUFACTURE OR INSTALLATION.
 - o ALL SPECIFIED PRODUCTS ARE TO BE FITTED TO THE RESPECTIVE MANUFACTURERS SPECIFICATION.
 - o COPYRIGHT AND RIGHT OF REPRODUCTION OF THIS DRAWING OR ANY PORTION THEREOF IS RESERVED BY THE ARCHITECT.

LEGEND	
	DOUBLE SWITCHED SOUTH AFRICAN + EURO STANDARD SOCKET
	DOUBLE SWITCHED SOUTH AFRICAN + EURO STANDARD SOCKET WITH SINGLE SWITCHED USB SOCKET
	DOUBLE SWITCHED SOUTH AFRICAN + EURO STANDARD SOCKET

REF. DRG No.	REFERENCE DRAWING DESCRIPTION		
REV	DATE	DESCRIPTION	NAME
A	02-06-2021	FOR TENDER	RL
B	08-12-2021	GENERAL AMENDMENTS	RL

BLACK BALANCE PROJECTS (Pty) Limited
 INNOVATIVE SUSTAINABLE SOLUTIONS
 1st Floor, 21 Riverhorse Close,
 Riverhorse Valley, 4010

Website: www.blackbalance.co.za
 Tel: +27 31 832 3450
 Fax: +27 31 202 3403

P.O. Box 1142, Hyper By The Sea, Durban, 4053



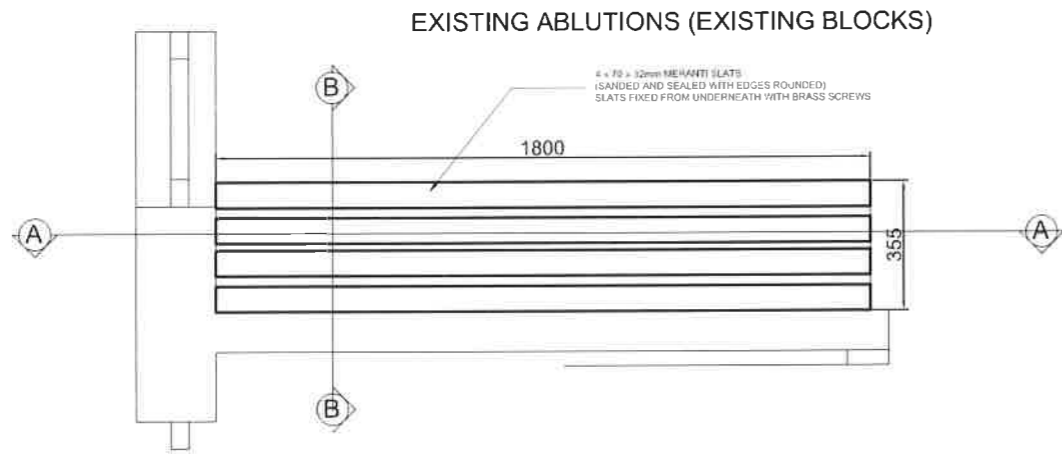
CLIENT DEPARTMENT OF HEALTH - KZN



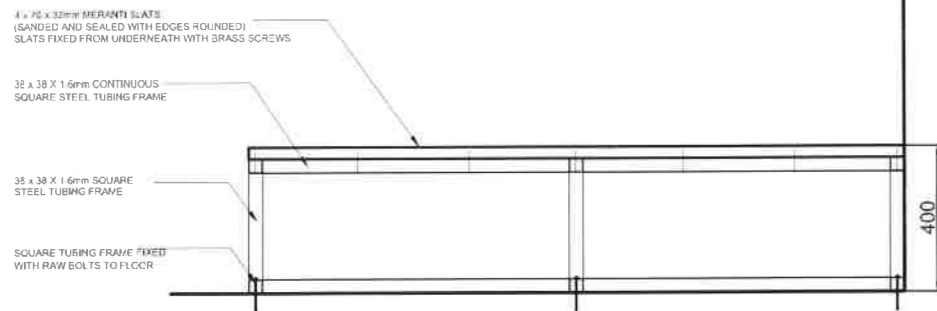
PROJECT
 PROPOSED ALTERATIONS AND
 REFURBISHMENTS TO EXISTING STUDENT
 ACCOMMODATION IN MADADENI HOSPITAL
 SITE 1 (HOSPITAL SITE) IN THE TOWNSHIP
 ON FARM SUTTLEWORTH NO. 9504

DRAWING TITLE
**KITCHEN LAYOUT
 (NEW LINK 1 AND 2)**

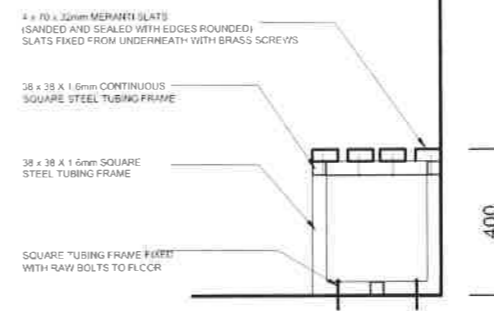
	RESPONSIBLE PERSON	DATE	ORIGINAL SIZE
DESIGNED	RL	22/05/20	A1
DRAWN	SG	22/07/20	SCALE
APPROVED			AS SHOWN
DRAWING No.	ARCH-KC02		REVISION B



FLOOR PLAN LAYOUT
SCALE 1:20



SECTION A-A
SCALE 1:20



SECTION B-B
SCALE 1:20

NOTES:

BENCHES WITH 38 X 38 X 1.6MM FLOOR SQUARE TUBING WITH 4 X 70 X 32MM MERANTI SLATS (MERANTI SANDED AND SEALED WITH EDGES ROUNDED)
FINISH AND COLOUR OF LEGS: ELECTRO PLATED EPOXY COATED IN GREY WITH BASE PLATES FOR FLOOR FIXING
MERANTI SEALER TO BE HIGH QUALITY EXTERIOR SEALANT TO ARCHITECT'S APPROVAL

LOCATION: ABLUTIONS (EXISTING BLOCKS)
REFER TO DRAWINGS: ARCH PG01 AND PF01

GENERAL NOTES

- CONTRACTOR TO FURNISH SHOP DRAWINGS FOR ARCHITECT'S APPROVAL.

GENERAL NOTES

- o ALL DIMENSIONS AND LEVELS ARE TO BE VERIFIED ON SITE PRIOR TO COMMENCING SETTING OUT, WORKSHOP DRAWINGS OR CONSTRUCTION.
- o FIGURED DIMENSIONS ONLY TO BE USED.
- o DISCREPANCIES, ERRORS AND OMISSIONS ARE TO BE REPORTED TO THE ARCHITECT IMMEDIATELY THEY BECOME EVIDENT.
- o SHOP DRAWINGS TO BE SUBMITTED FOR APPROVAL PRIOR TO MANUFACTURE OR INSTALLATION.
- o ALL SPECIFIED PRODUCTS ARE TO BE FITTED TO THE RESPECTIVE MANUFACTURERS SPECIFICATION.
- o COPYRIGHT AND RIGHT OF REPRODUCTION OF THIS DRAWING OR ANY PORTION THEREOF IS RESERVED BY THE ARCHITECT.

REF. DRG No.	REFERENCE DRAWING DESCRIPTION		
REV	DATE	DESCRIPTION	NAME
A	02-08-2021	FOR TENDER	RL
B	06-12-2021	MORE SPECS. ADDED	RL

BLACK BALANCE PROJECTS (Pty) Limited
INNOVATIVE SUSTAINABLE SOLUTIONS
1st Floor, 21 Riverhorse Close,
Riverhorse Valley, 4010

Website: www.blackbalance.co.za
Tel: +27 31 832 3450
Fax: +27 31 202 3403

P.O. Box 1142, Hyper By The Sea, Durban, 4053



CLIENT DEPARTMENT OF HEALTH - KZN



KWAZULU-NATAL PROVINCE
HEALTH
REPUBLIC OF SOUTH AFRICA

PROJECT

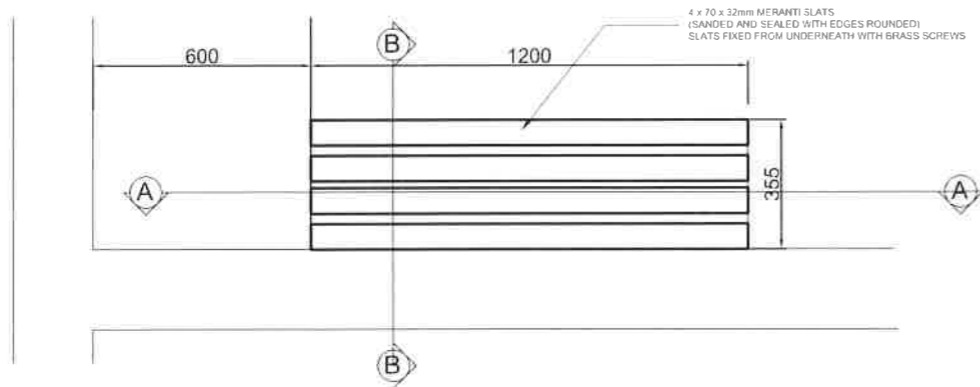
PROPOSED ALTERATIONS AND REFURBISHMENTS TO EXISTING STUDENT ACCOMMODATION IN MADADENI HOSPITAL SITE 1 (HOSPITAL SITE) IN THE TOWNSHIP ON FARM SUTTLEWORTH NO. 9504

DRAWING TITLE

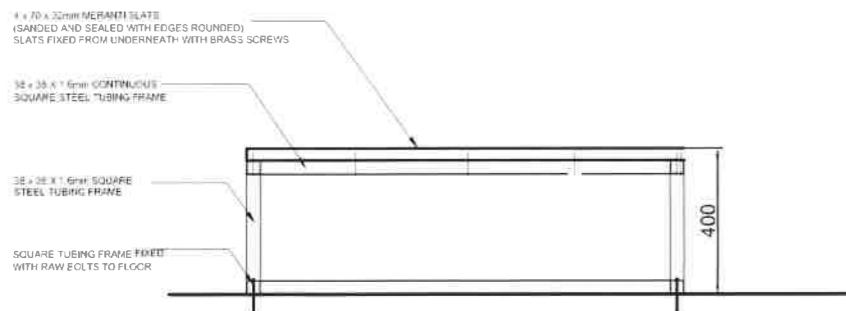
BENCH LAYOUT

	RESPONSIBLE PERSON	DATE	ORIGINAL SIZE
DESIGNED	RL	22/05/20	A3
DRAWN	SG	22/07/20	SCALE
APPROVED			AS SHOWN
DRAWING No.	ARCH-BEN01		REVISION B

NEW ABLUTIONS (NEW LINKS)



FLOOR PLAN LAYOUT
SCALE 1:10



FRONT ELEVATION
SCALE 1:10

NOTES:

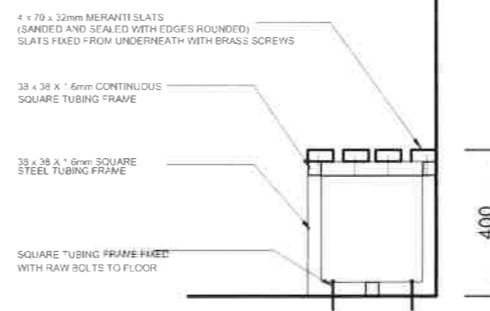
BENCHES WITH 38 X 38 X 1.6MM FLOOR SQUARE TUBING WITH 4 X 70 X 32MM MERANTI SLATS (MERANTI SANDED AND SEALED WITH EDGES ROUNDED)
FINISH AND COLOUR OF LEGS: ELECTRO PLATED EPOXY COATED IN GREY WITH BASE PLATES FOR FLOOR FIXING
MERANTI SEALER TO BE HIGH QUALITY EXTERIOR SEALANT TO ARCHITECT'S APPROVAL

LOCATION: ABLUTIONS (NEW LINKS)

REFER TO DRAWINGS: ARCH PG01 AND PF01

GENERAL NOTES

- CONTRACTOR TO FURNISH SHOP DRAWINGS FOR ARCHITECT'S APPROVAL.



SIDE ELEVATION
SCALE 1:10

GENERAL NOTES

- o ALL DIMENSIONS AND LEVELS ARE TO BE VERIFIED ON SITE PRIOR TO COMMENCING SETTING OUT, WORKSHOP DRAWINGS OR CONSTRUCTION.
- o FIGURED DIMENSIONS ONLY TO BE USED.
- o DISCREPANCIES, ERRORS AND OMISSIONS ARE TO BE REPORTED TO THE ARCHITECT IMMEDIATELY THEY BECOME EVIDENT.
- o SHOP DRAWINGS TO BE SUBMITTED FOR APPROVAL PRIOR TO MANUFACTURE OR INSTALLATION.
- o ALL SPECIFIED PRODUCTS ARE TO BE FITTED TO THE RESPECTIVE MANUFACTURERS SPECIFICATION.
- o COPYRIGHT AND RIGHT OF REPRODUCTION OF THIS DRAWING OR ANY PORTION THEREOF IS RESERVED BY THE ARCHITECT.

REF. DRG No.	REFERENCE DRAWING DESCRIPTION		
REV	DATE	DESCRIPTION	NAME
A	02-08-2021	FOR TENDER	RL
B	06-12-2021	MORE SPECS. ADDED	RL

BLACK BALANCE PROJECTS (Pty) Limited
 INNOVATIVE SUSTAINABLE SOLUTIONS
 1st Floor, 21 Riverhorse Close,
 Riverhorse Valley, 4010

Website: www.blackbalance.co.za
 Tel: +27 31 832 3450
 Fax: +27 31 202 3403

P.O. Box 1142, Hyper By The Sea, Durban, 4053



CLIENT DEPARTMENT OF HEALTH - KZN

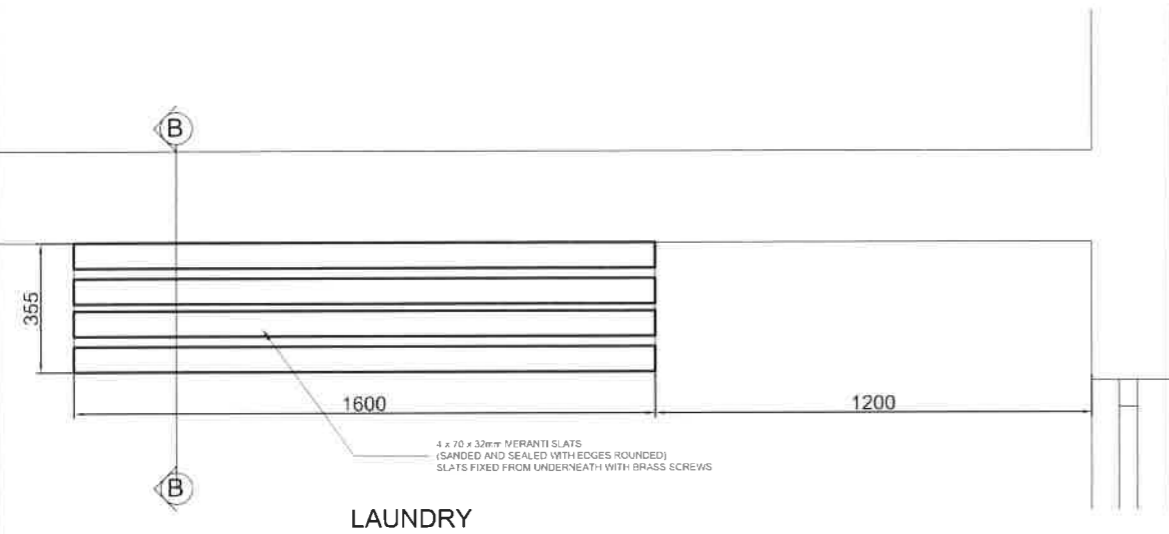


KWAZULU-NATAL PROVINCE
 HEALTH
 REPUBLIC OF SOUTH AFRICA

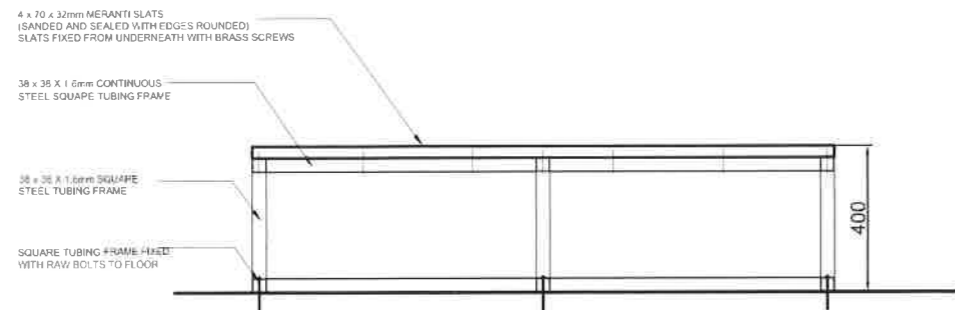
PROJECT
 PROPOSED ALTERATIONS AND
 REFURBISHMENTS TO EXISTING STUDENT
 ACCOMMODATION IN MADADENI HOSPITAL
 SITE 1 (HOSPITAL SITE) IN THE TOWNSHIP
 ON FARM SUTTLEWORTH NO. 9504

DRAWING TITLE
 BENCH LAYOUT

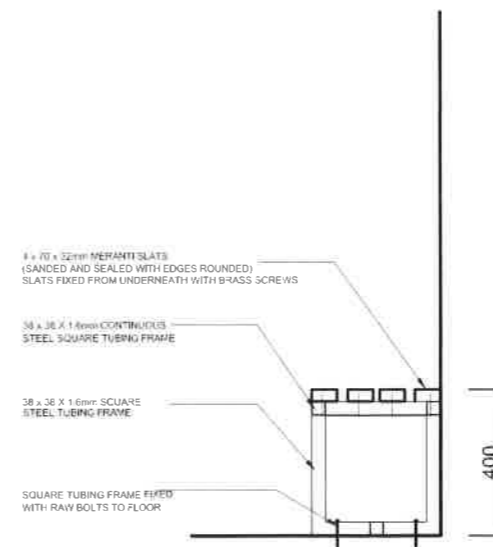
	RESPONSIBLE PERSON	DATE	ORIGINAL SIZE
DESIGNED	RL	22/05/20	A3
DRAWN	SG	22/07/20	SCALE
APPROVED			AS SHOWN
DRAWING No.	ARCH-BEN02		REVISION B



FLOOR PLAN LAYOUT
SCALE 1:10



FRONT ELEVATION
SCALE 1:10



SIDE ELEVATION
SCALE 1:10

NOTES:

BENCHES WITH 38 X 38 X 1.6MM FLOOR SQUARE TUBING WITH 4 X 70 X 32MM MERANTI SLATS (MERANTI SANDED AND SEALED WITH EDGES ROUNDED)
FINISH AND COLOUR OF LEGS: ELECTRO PLATED EPOXY COATED IN GREY WITH BASE PLATES FOR FLOOR FIXING
MERANTI SEALER TO BE HIGH QUALITY EXTERIOR SEALANT TO ARCHITECT'S APPROVAL

LOCATION: LAUNDRIES

REFER TO DRAWINGS: ARCH PG01 AND PF01

GENERAL NOTES

- CONSTRUCTOR TO FURNISH SHOP DRAWINGS FOR ARCHITECT'S APPROVAL.

GENERAL NOTES

- o ALL DIMENSIONS AND LEVELS ARE TO BE VERIFIED ON SITE PRIOR TO COMMENCING SETTING OUT, WORKSHOP DRAWINGS OR CONSTRUCTION.
- o FIGURED DIMENSIONS ONLY TO BE USED.
- o DISCREPANCIES, ERRORS AND OMISSIONS ARE TO BE REPORTED TO THE ARCHITECT IMMEDIATELY THEY BECOME EVIDENT.
- o SHOP DRAWINGS TO BE SUBMITTED FOR APPROVAL PRIOR TO MANUFACTURE OR INSTALLATION.
- o ALL SPECIFIED PRODUCTS ARE TO BE FITTED TO THE RESPECTIVE MANUFACTURERS SPECIFICATION.
- o COPYRIGHT AND RIGHT OF REPRODUCTION OF THIS DRAWING OR ANY PORTION THEREOF IS RESERVED BY THE ARCHITECT.

REF. DRG No.	REFERENCE DRAWING DESCRIPTION		
REV	DATE	DESCRIPTION	NAME
A	02-08-2021	FOR TENDER	RL
B	06-12-2021	MORE SPECS. ADDED	RL

BLACK BALANCE PROJECTS (Pty) Limited
INNOVATIVE SUSTAINABLE SOLUTIONS
1st Floor, 21 Riverhorse Close,
Riverhorse Valley, 4010

Website: www.blackbalance.co.za
Tel: +27 31 832 3450
Fax: +27 31 202 3403

P.O. Box 1142, Hyper By The Sea, Durban, 4053



CLIENT DEPARTMENT OF HEALTH - KZN



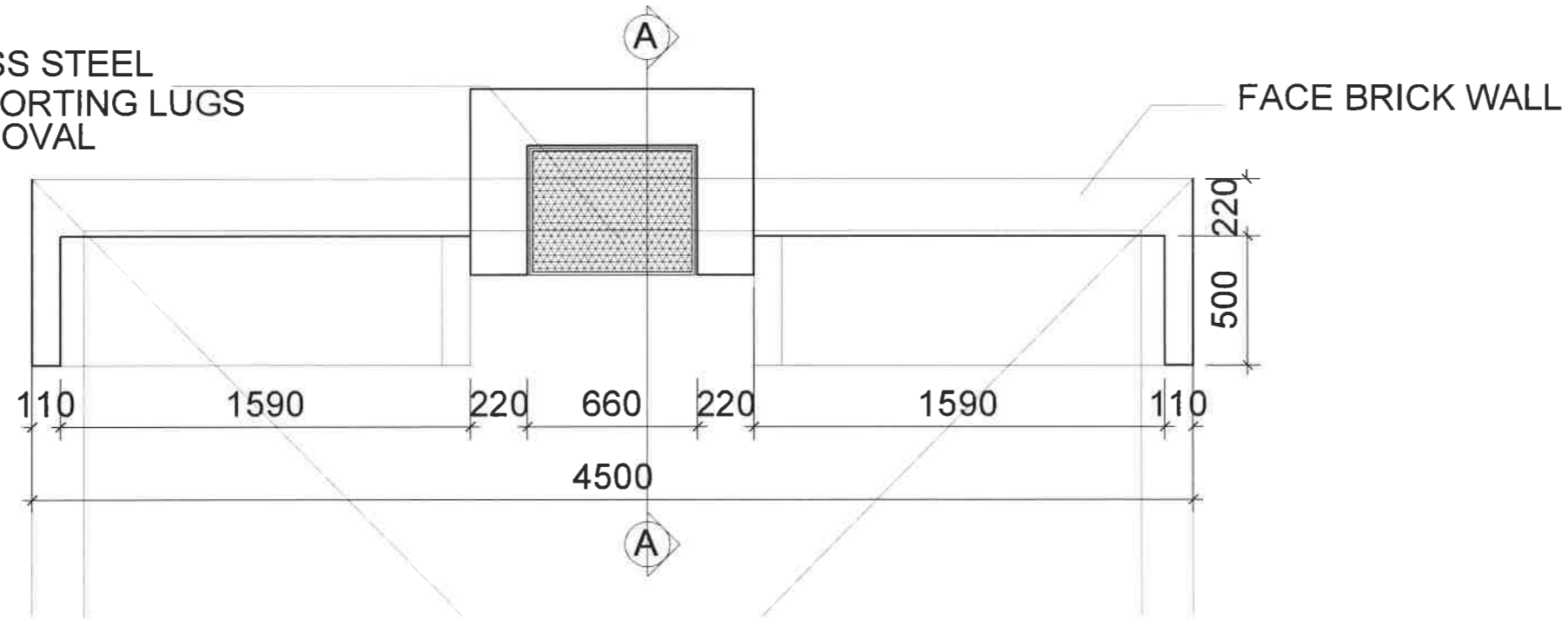
KWAZULU-NATAL PROVINCE
HEALTH
REPUBLIC OF SOUTH AFRICA

PROJECT
PROPOSED ALTERATIONS AND
REFURBISHMENTS TO EXISTING STUDENT
ACCOMMODATION IN MADADENI HOSPITAL
SITE 1 (HOSPITAL SITE) IN THE TOWNSHIP
ON FARM SUTTLEWORTH NO. 9504

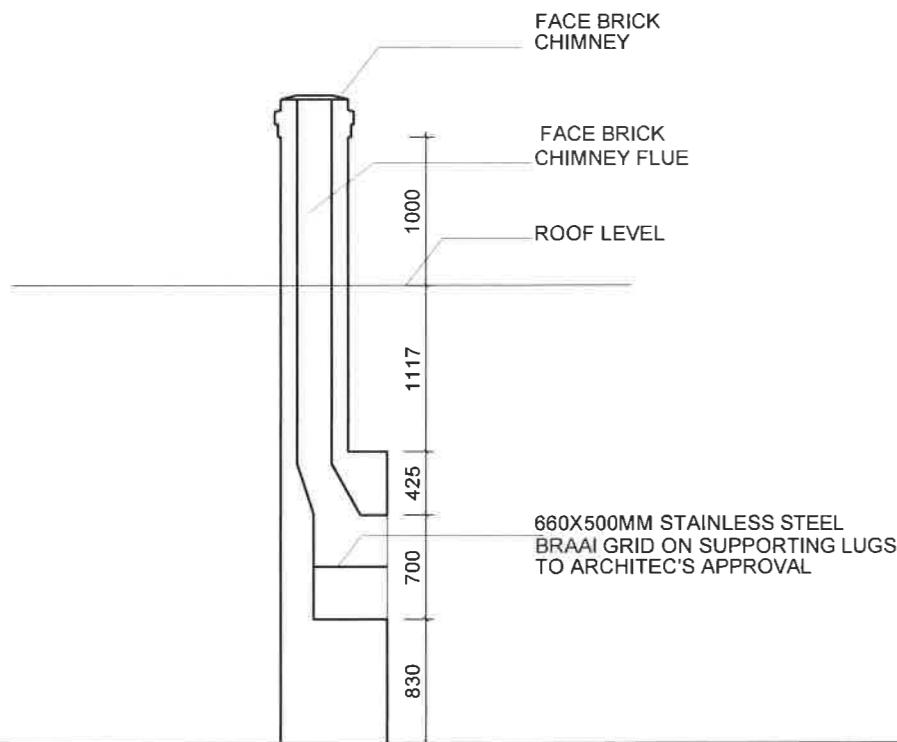
DRAWING TITLE
BENCH LAYOUT

	RESPONSIBLE PERSON	DATE	ORIGINAL SIZE
DESIGNED	RL	22/05/20	A3
DRAWN	SG	22/07/20	SCALE
APPROVED			AS SHOWN
DRAWING No.	ARCH-BEN03		REVISION B

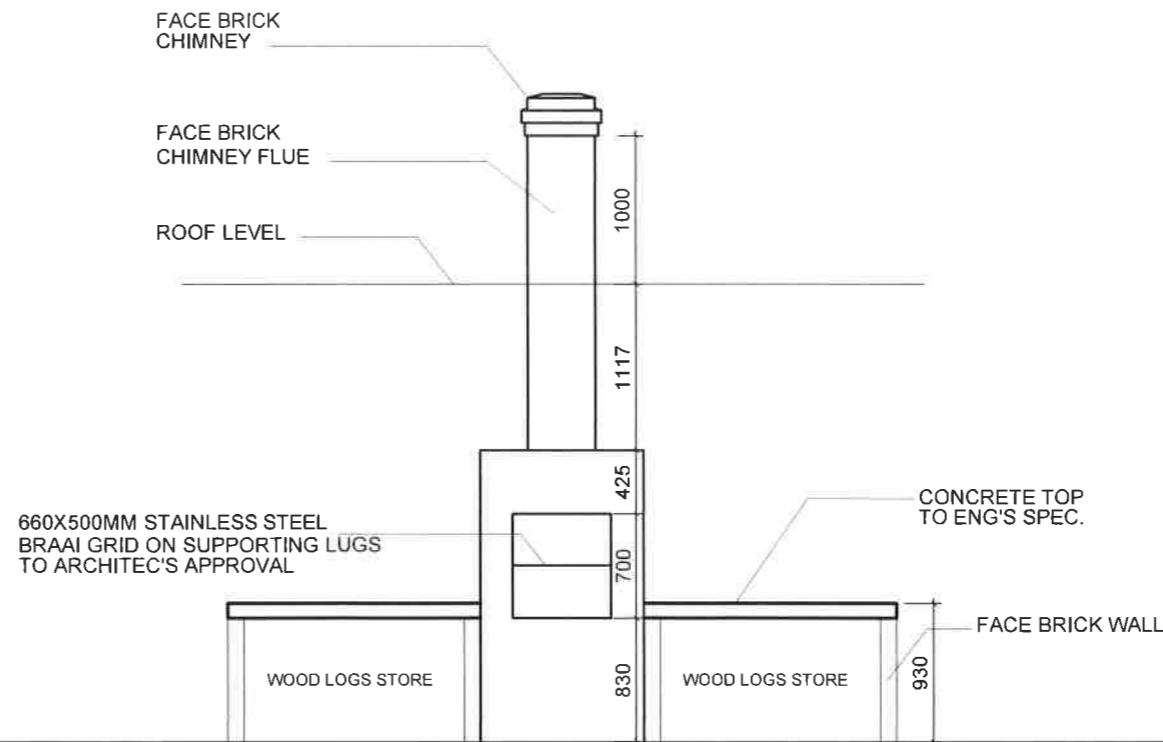
660X500MM STAINLESS STEEL
BRAAI GRID ON SUPPORTING LUGS
TO ARCHITEC'S APPROVAL



FLOOR PLAN (BRAAI AREA)
SCALE 1:25



TYPICAL SECTION A-A
SCALE 1:50



FRONT ELEVATION (BRAAI)
SCALE 1:50

GENERAL NOTES

ALL WORK TO COMPLY WITH THE NATIONAL BUILDING REGULATIONS, SANS 10400 & THE LOCAL AUTHORITY BY-LAW.
ALL DIMENSIONS AND LEVELS ARE TO BE VERIFIED ON SITE PRIOR TO COMMENCING SETTING OUT, WORKSHOP DRAWINGS OR CONSTRUCTION.
FIGURED DIMENSIONS ONLY TO BE USED.
DISCREPANCIES, ERRORS AND OMISSIONS ARE TO BE REPORTED TO THE ARCHITECT IMMEDIATELY THEY BECOME EVIDENT.
SHOP DRAWINGS TO BE SUBMITTED FOR APPROVAL PRIOR TO MANUFACTURE OR INSTALLATION.
ALL SPECIFIED PRODUCTS ARE TO BE FITTED TO THE RESPECTIVE MANUFACTURERS SPECIFICATION.
COPYRIGHT AND RIGHT OF REPRODUCTION OF THIS DRAWING OR ANY PORTION THEREOF IS RESERVED BY THE ARCHITECT.

NOTE:

FACE BRICK TO MATCH BUILDINGS

REV	DATE	DESCRIPTION	NAME
A	28/09/2021	FOR TENDER	RL
B	07/12/2021	MORE SPECIFICATIONS ADDED	RL

CLIENT DEPARTMENT OF HEALTH - KZN



PROJECT
**PROPOSED ALTERATIONS
AND REFURBISHMENTS TO
EXISTING STUDENT
ACCOMMODATION IN
MADADENI HOSPITAL**

DRAWING TITLE
BRAAI FACILITY

ORIGINAL SIZE
A3

SCALE
AS SHOWN

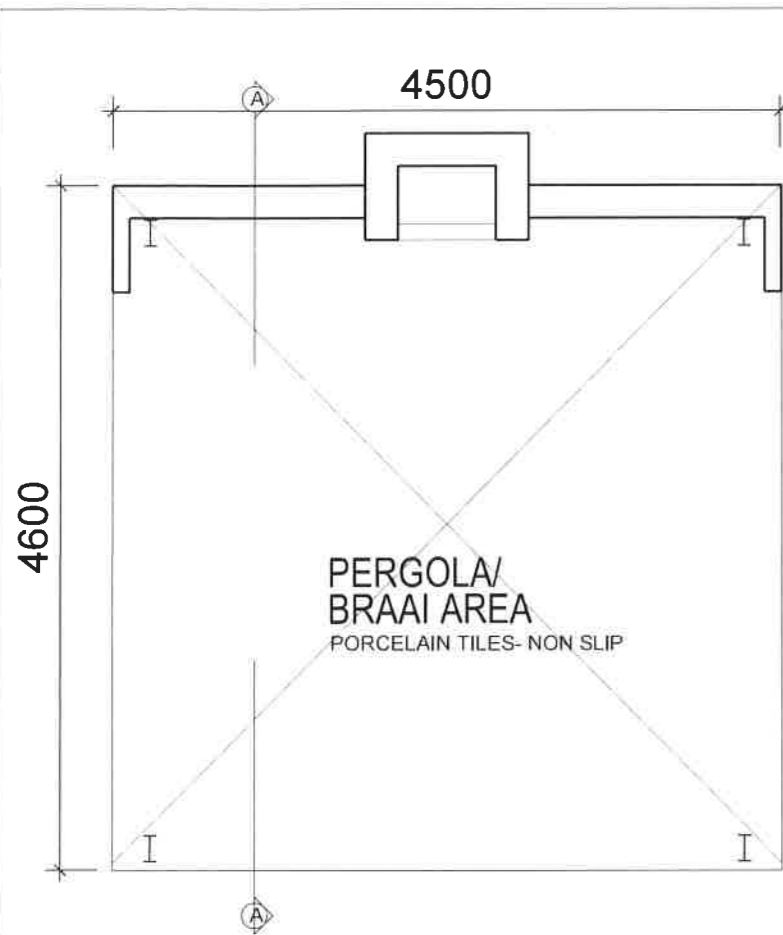
DRAWING No.

BLACK BALANCE PROJECTS (Pty) Limited
INNOVATIVE SUSTAINABLE SOLUTIONS
1st Floor, 21 Riverhorse Close,
Riverhorse Valley, 4010

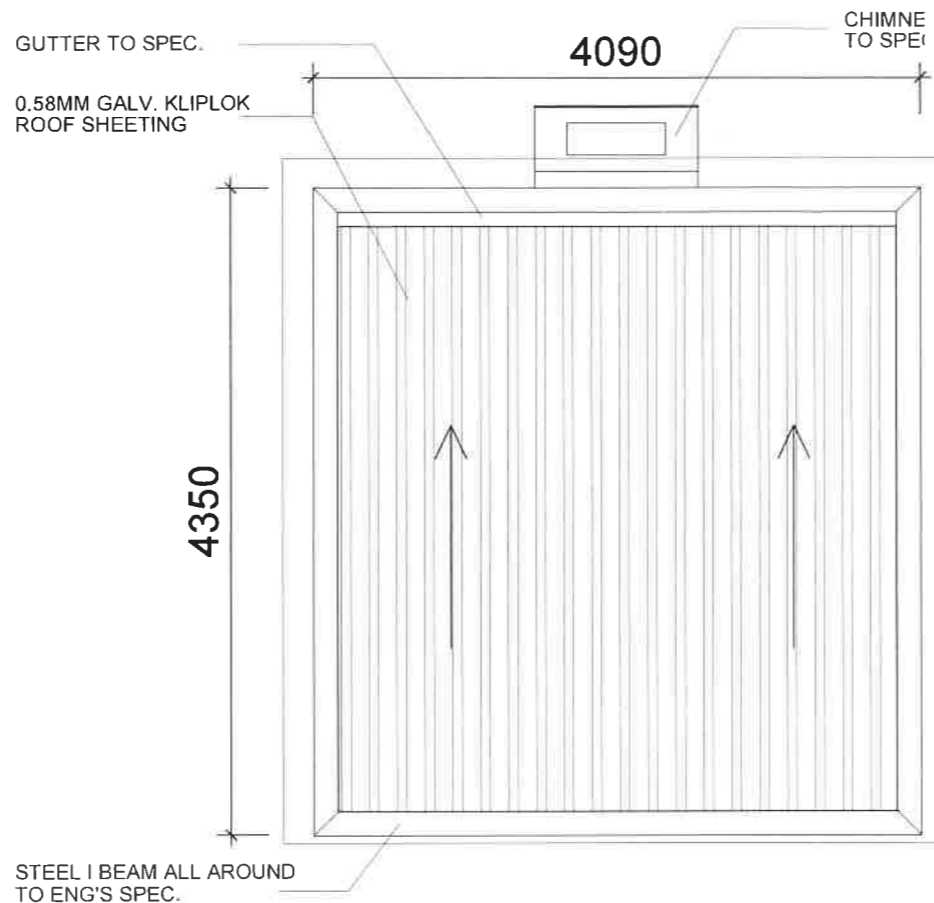
Website: www.blackbalance.co.za
Tel: +27 31 832 3450
Fax: +27 31 202 3403
P.O. Box 1142, Hyper By The Sea, Durban, 4053

ARCH-DB01

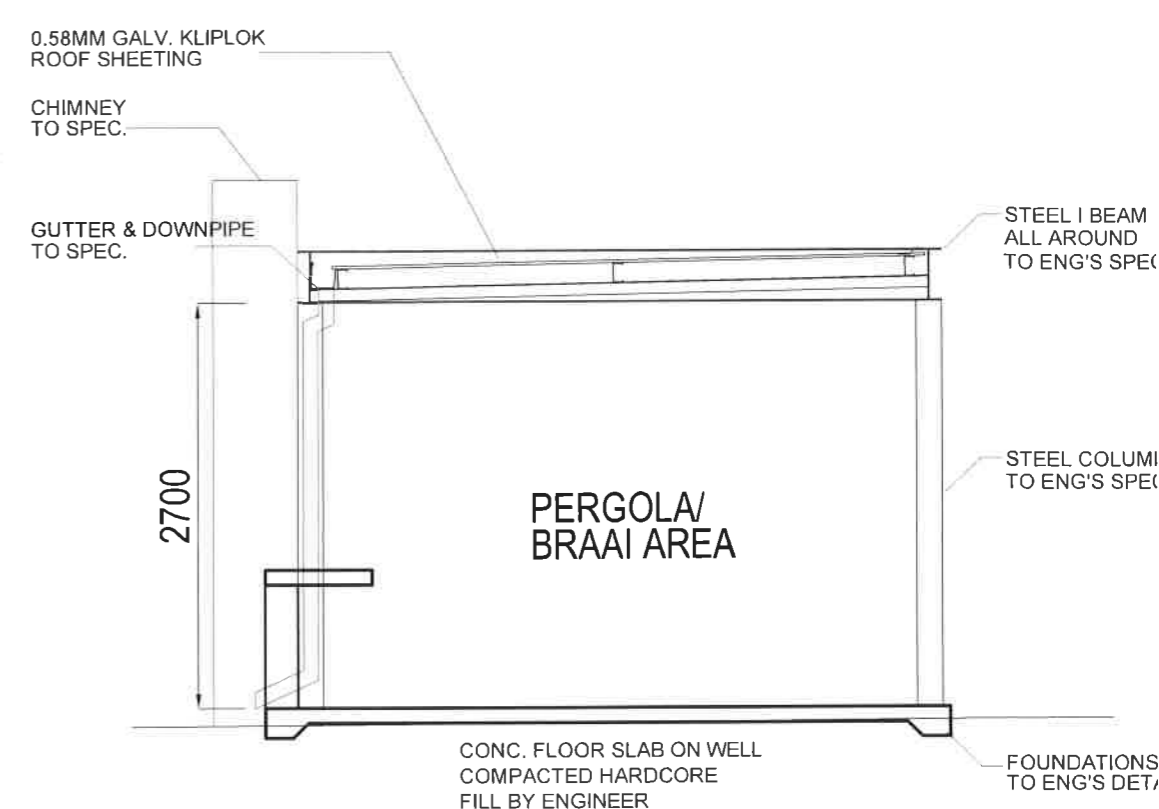
REVISION
B



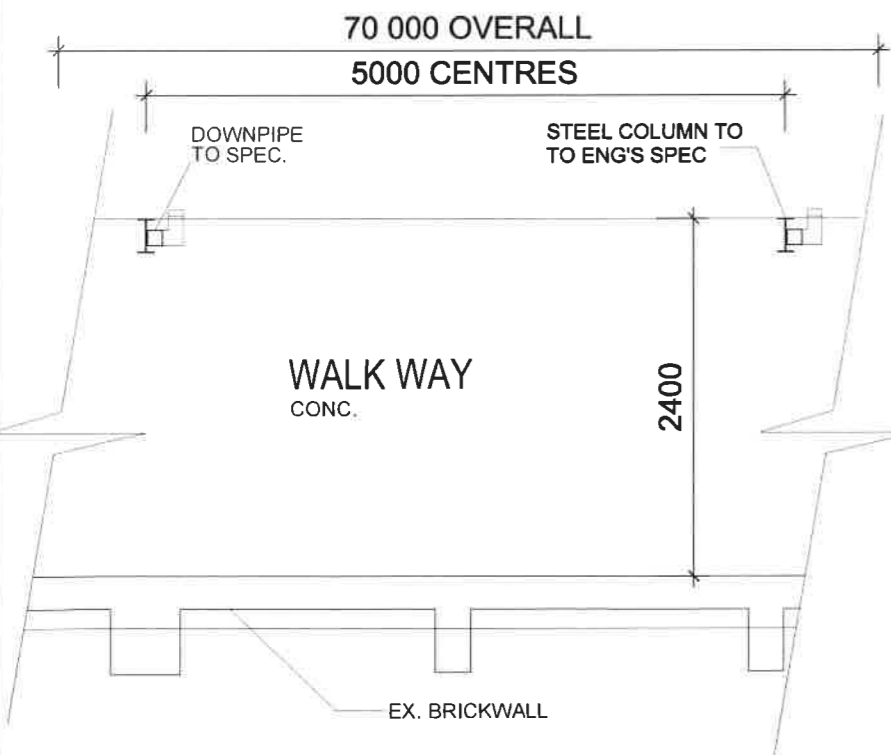
FLOOR PLAN (PERGOLA BRAAI AREA)
SCALE 1:50



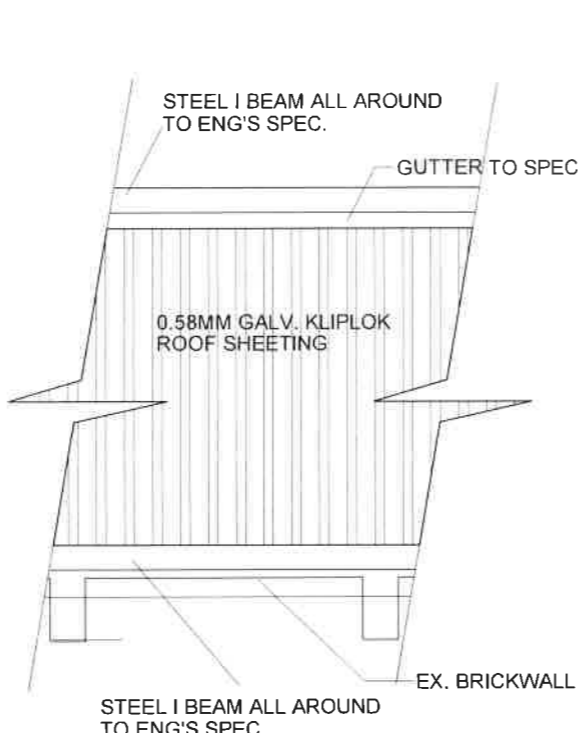
ROOF PLAN (PERGOLA BRAAI AREA)
SCALE 1:50



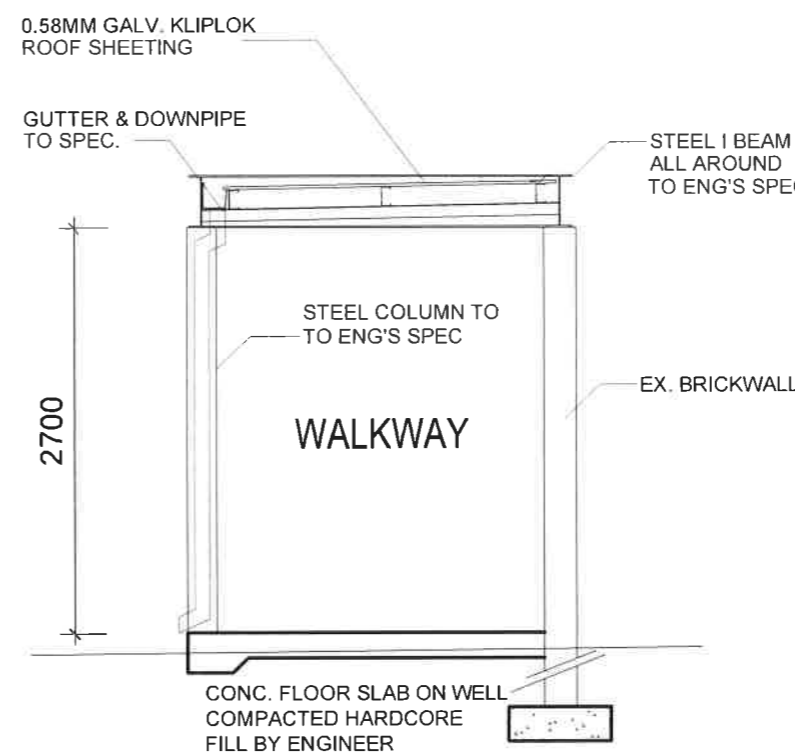
SECTION A-A (PERGOLA BRAAI AREA)
SCALE 1:50



FLOOR PLAN (WALKWAY)
SCALE 1:50



ROOF PLAN (WALKWAY)
SCALE 1:50



SECTION B-B (PERGOLA BRAAI AREA)
SCALE 1:50

REV	DATE	DESCRIPTION	NAME
A	09/02/2021	FOR INFORMATION	RL
B	08/08/2021	FOR TENDER	RL
C	07/12/2021	ROOF PLAN & MORE SPECS ADDED	RL

CLIENT
DEPARTMENT OF HEALTH - KZN

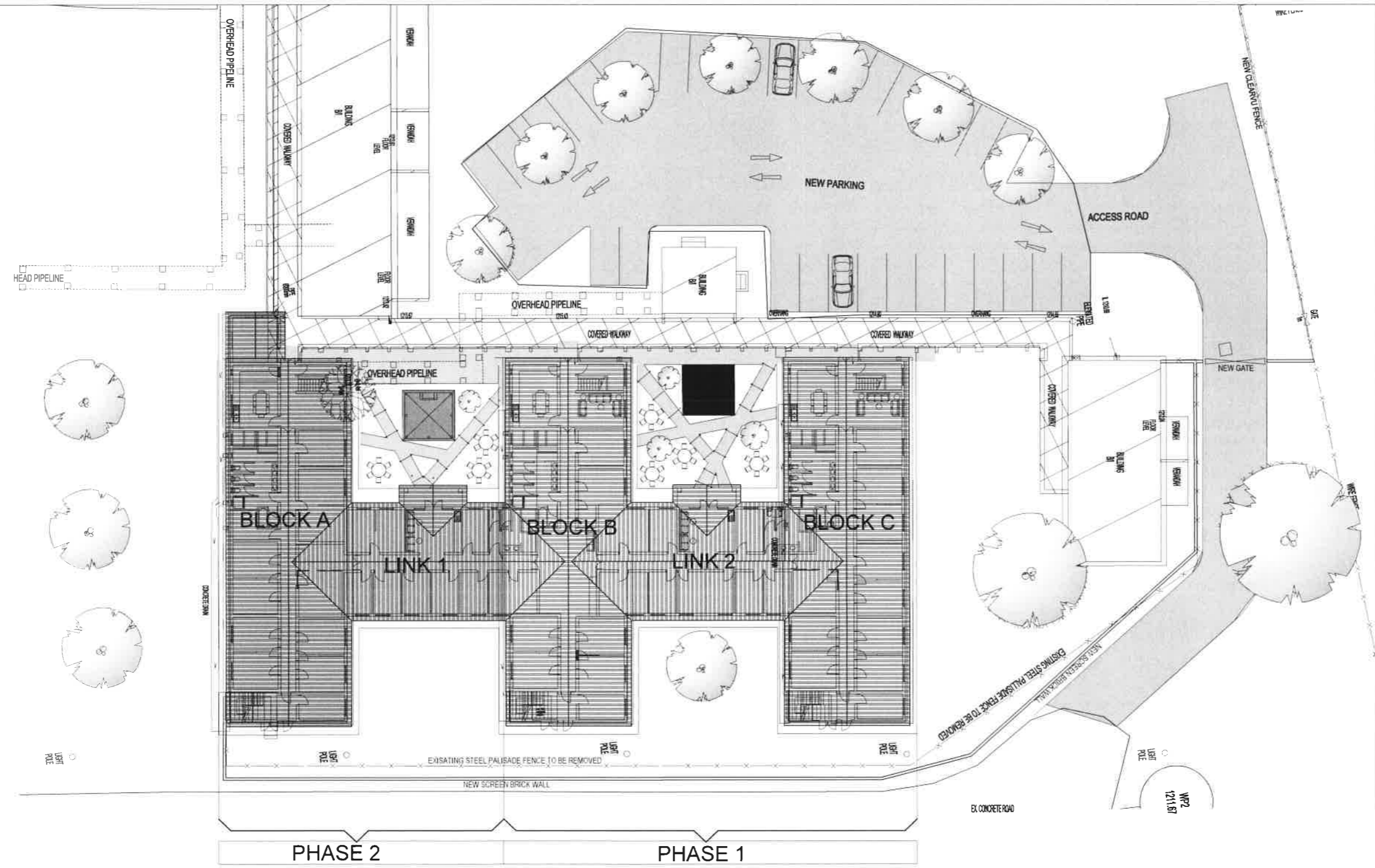


KWAZULU-NATAL PROVINCE
HEALTH
REPUBLIC OF SOUTH AFRICA

PROJECT
PROPOSED ALTERATIONS AND REFURBISHMENTS TO EXISTING STUDENT ACCOMMODATION IN MADADENI HOSPITAL

DRAWING TITLE
BRAAI PERGOLA AND WALKWAY

ORIGINAL SIZE A3	BLACK BALANCE PROJECTS (Pty) Limited INNOVATIVE SUSTAINABLE SOLUTIONS 1st Floor, 21 Riverhorse Close, Riverhorse Valley, 4010 Website: www.blackbalance.co.za Tel: +27 31 832 3450 Fax: +27 31 202 3403 P. O. Box 1142, Hyper By The Sea, Durban, 4053	
SCALE AS SHOWN		
DRAWING No. ARCH-PW01		REVISION C



		CONSTRUCTION BEGINNING		CONSTRUCTION COMPLETION	
PHASE 1	BLOCK C	■	■		
	LINK 2	■	■		
PHASE 2	BLOCK B		■	■	
	LINK 1			■	■
	BLOCK A			■	■
	EXT. WORKS			■	■

DECANTING PLAN
SCALE: 1:100

NOTE: TO BE READ TOGETHER WITH THE PROJECT IMPLEMENTATION PLAN

GENERAL NOTES
 ALL DIMENSIONS AND LEVELS ARE TO BE VERIFIED ON SITE PRIOR TO COMMENCING SETTING OUT. WORKSHOP DRAWINGS OR CONSTRUCTION FIGURED DIMENSIONS ONLY TO BE USED. DISCREPANCIES, ERRORS AND OMISSIONS ARE TO BE REPORTED TO THE ARCHITECT IMMEDIATELY THEY BECOME EVIDENT. SHOP DRAWINGS TO BE SUBMITTED FOR APPROVAL PRIOR TO MANUFACTURE OR INSTALLATION. ALL SPECIFIED PRODUCTS ARE TO BE FITTED TO THE RESPECTIVE MANUFACTURERS SPECIFICATION. COPYRIGHT AND RIGHT OF REPRODUCTION OF THIS DRAWING OR ANY PORTION THEREOF IS RESERVED BY THE ARCHITECT.

REF. DRG. No.	REFERENCE DRAWING DESCRIPTION	NAME
REV. DATE	DESCRIPTION	NAME
A	29/01/2021 FOR INFORMATION	RL

BLACK BALANCE PROJECTS (Pty) Limited
 INNOVATIVE SUSTAINABLE SOLUTIONS
 1st Floor, 21 Riverhorse Close,
 Riverhorse Valley, 4010
 Website: www.blackbalance.co.za
 Tel: +27 31 832 3450
 Fax: +27 31 202 3403
 P.O. Box 1142, Hyper By The Sea, Durban, 4053

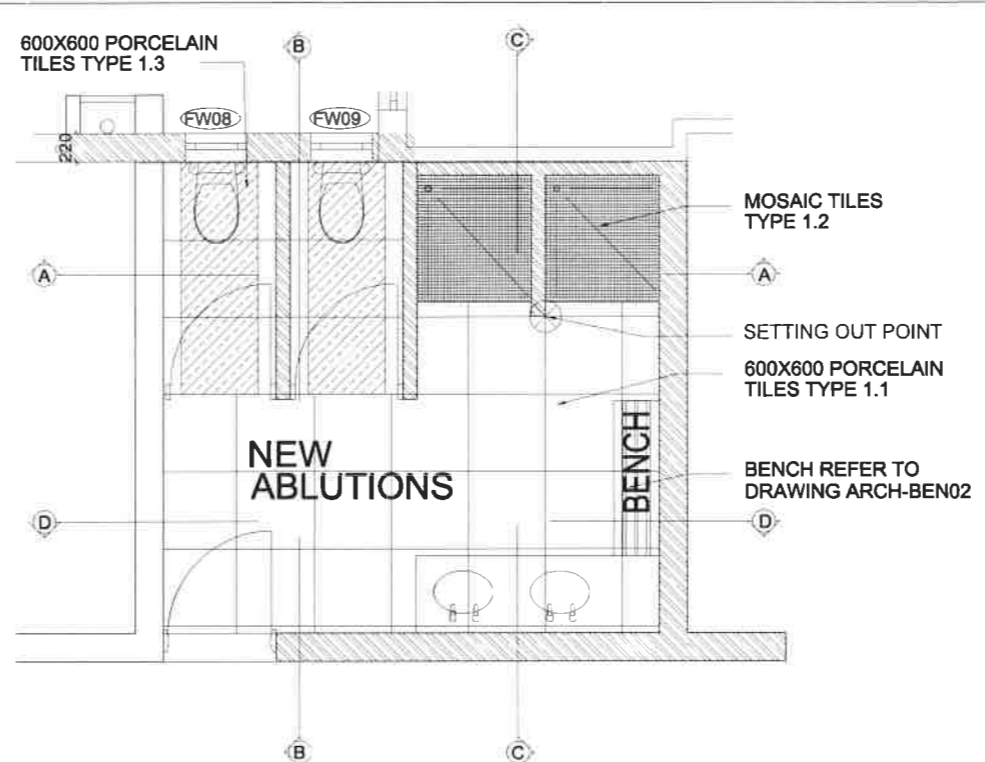
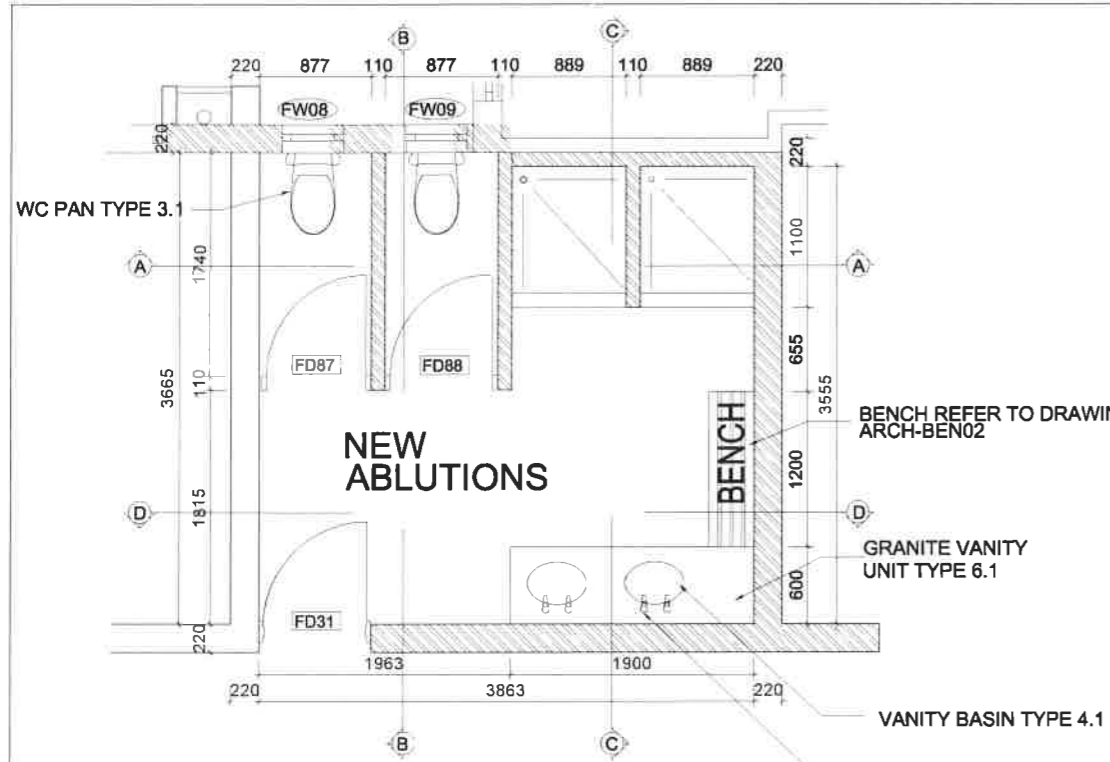


CLIENT
 DEPARTMENT OF HEALTH - KZN

PROJECT
 PROPOSED ALTERATIONS AND REFURBISHMENTS TO EXISTING STUDENT ACCOMMODATION IN MADADENI HOSPITAL

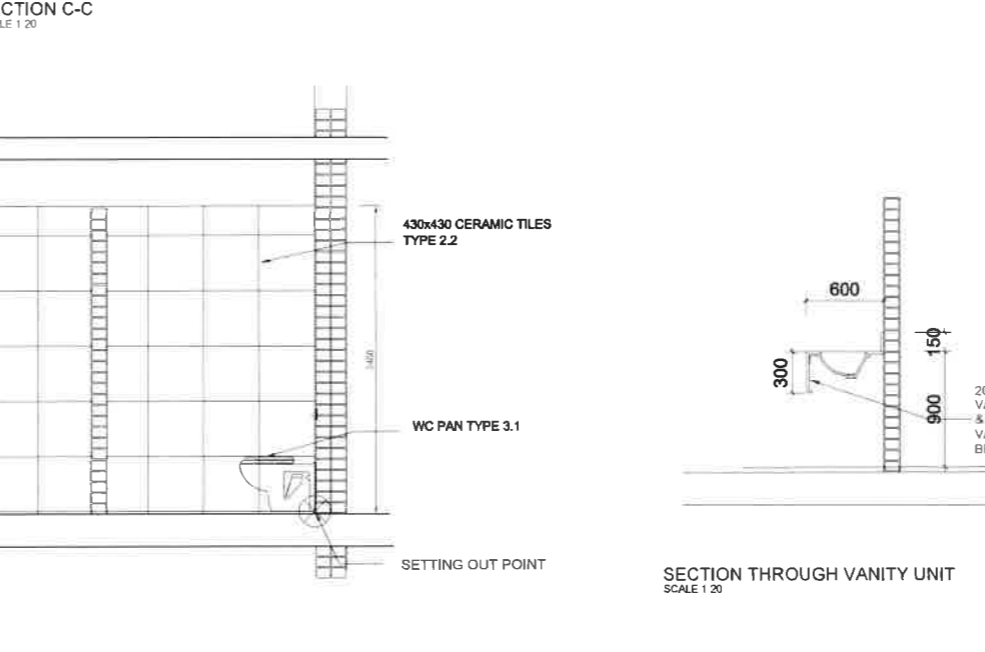
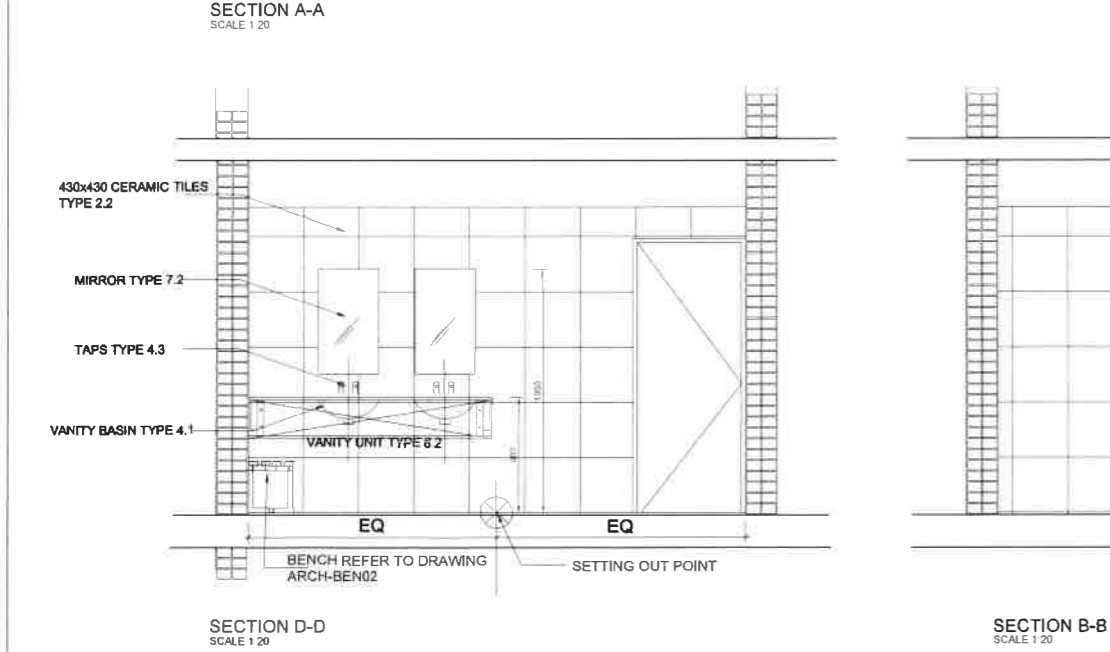
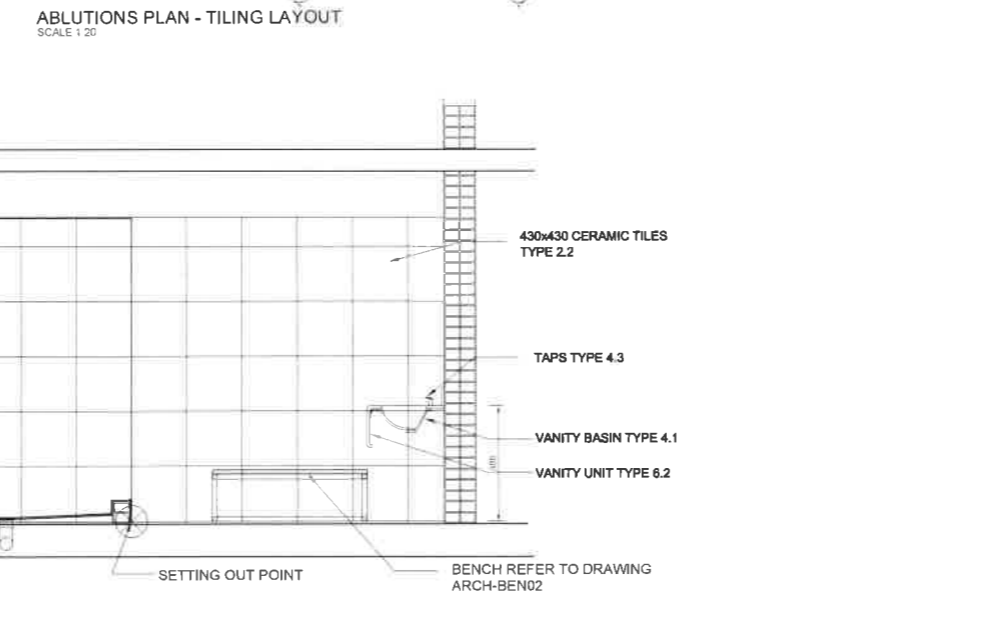
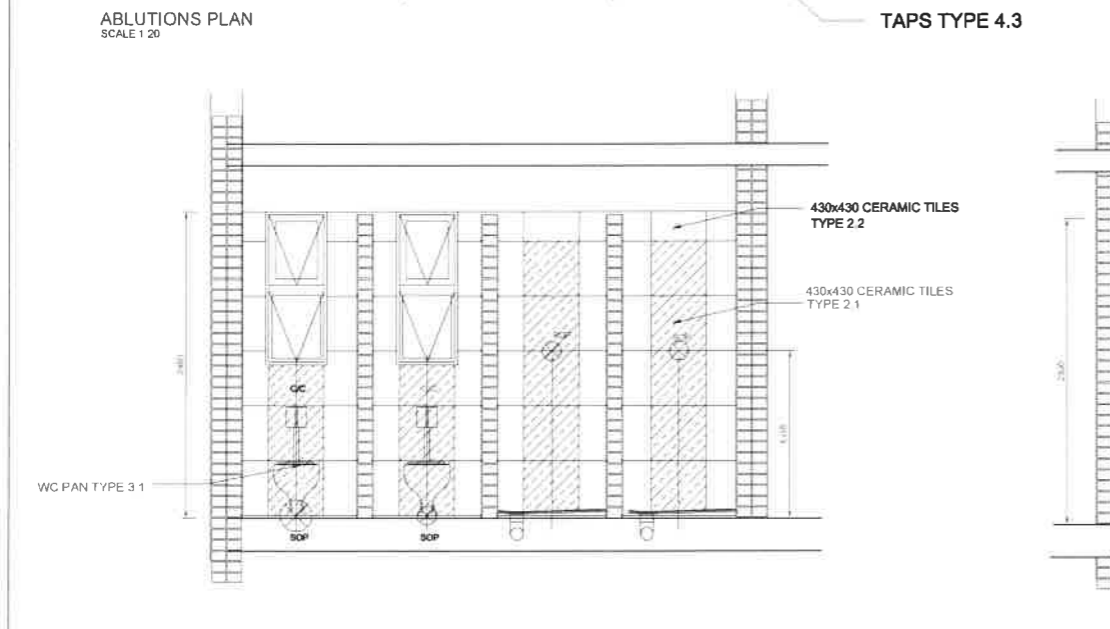
DRAWING TITLE
 PROPOSED DECANTING PLAN

	RESPONSIBLE PERSON	DATE	ORIGINAL SIZE
DESIGNED	RL	22/05/20	A1
DRAWN	SG	22/07/20	SCALE
APPROVED			AS SHOWN
DRAWING No.	ARCH-OPT3-DCN	REVISION	A



- SPECIFICATION NOTES:**
- FLOOR TILES:**
 - 600 X 600 MM PORCELAIN TILES
SCHO SMOKE ECO, AS SUPPLIED BY BOSS TILES.
 - MOSAIC TILES**
MOSAIC SHEET
4505, AS SUPPLIED BY BOSS TILES.
 - 600 X 600 MM PORCELAIN TILES
20005R, AS SUPPLIED BY BOSS TILES.
- WALL TILES:**
 - 430 X 430 MM CERAMIC TILES SPLASHBACK
TRIBECA GREY CODE: OTR200018A
AS SUPPLIED BY TILETORIA.
 - 430 X 430 MM CERAMIC TILES
CODE: OTR200018A, AS SUPPLIED BY TILETORIA.
 - WC PAN**
 - VAA ENTICE WHITE TOILET BACK TO WALL
400X350X570MM
CODE: VAA-431300WH - COMPLETE WITH
COBRA FLUSH MASTER VALVES & CONNECTORS
CHROME 890X320X150MM
CODE: COB-KF3-412.
 - BASIN & TAPS**
 - VANITY BASIN
GROHE BAN - WHITE CERAMIC DROP IN BASIN COMPLETE
WITH OVERFLOW AND TWO TAP HOLES SET ON VANITY
CODE: GRO-39422000.
 - WALL HUNG BASIN
GROHE BAN - WHITE CERAMIC WALL HUNG BASIN
COMPLETE WITH OVERFLOW AND ONE TAP HOLE
CODE: 39440000.
 - TAPS
COBRA CHROME METERING TAPS
CODE: COB-KM2-100FS.
 - BATH & TAPS**
 - GEBERIT RECTANGULAR BATHTUB REKORD
CODE: 554 107 01 1
COMPLETE WITH GEBERIT BATH TUB DRAIN WITH PLUG
D52 WITH READY TO FIT SET
CODE: 150.017.00 7
COBRA BATH FILLER & OVERFLOW
CODE: COB-1811CH.
 - TAPS
COBRA STAR CHROME PILLAR TAPS
CODE: COB-211-15.
 - VANITY**
 - 20MM THICK RUSTENBURG GRANITE VANITY UNIT
WITH 300MM DOWNSTAND AND 150MM SPLASHBACK
AND CUT OUTS TO FIT VANITY BASIN
WIDTH: 600MM LENGTH: 2400.
 - 20MM THICK RUSTENBURG GRANITE VANITY UNIT
WITH 300MM DOWNSTAND AND 150MM SPLASHBACK
AND CUT OUTS TO FIT VANITY BASINS
WIDTH: 600MM LENGTH: 1900.
 - MIRROR**
6MM SILVER FLOAT GLASS BACKED MIRRORS WITH
BEVELED EDGES & FIXED WITH CHROMIUM PLATED
DOME CAPPED MIRROR SCREWS WITH RUBBER BUFFERS
TO PLUGS IN BRICK WALLS
7.1 475X820mmX 4qty
7.2 475X820mmX 2qty
7.3 475X820mmX 1qty
 - OTHERS**
 - SHOWER HEADS
COBRA CHROME SHOWER HEAD CODE: COB-KP2-6.
 - SHOWER TAPS
COBRA CHROME STAY STOP TAP CODE: COB-238-15.
 - TOILET ROLL HOLDER
FRANKE RODX672 DOUBLE TOILET ROLL HOLDER
CODE: 2120101.
 - SOAP DISPENSOR
FRANKE RODX619 WALL MOUNTED SOAP DISPENSOR
CODE: 2120095.
 - SHOWER CURTAIN TRACKS
LEROY MERLIN CHROME SHOWER ROD EXTENDABLE
WITH STOPPED ENDS. PLUGGED TO WALLS COMPLETE
SKU81425149.
 - SHOWER CURTAIN
POLYPROPYLENE SHOWER CURTAIN SIZE 1500X2000MM
HIGH TO SUIT SHOWER CURTAIN RAIL COMPLETE.
- REFER TO DRAWINGS 21066_101_M04_R0 & 21069_101_M05_R0 FOR MECHANICAL VENTILATION.

- GENERAL NOTES**
- ALL ELEMENTS AND LEVELS ARE TO BE VERIFIED ON SITE PRIOR TO COMMENCING SETTING OUT WORKSHOP OR MEASUREMENTS OF CONSTRUCTION.
 - FIXED DIMENSIONS ONLY TO BE USED.
 - SECTIONAL CUTS, FLOOR AND DIMENSIONS ARE TO BE REFERRED TO THE ARCHITECT IMMEDIATELY THEY REQUIRE CLARIFICATION.
 - THIS DRAWING IS TO BE SUBMITTED FOR APPROVAL PRIOR TO MANUFACTURE AND INSTALLATION.
 - ALL TYPE COBRO PRODUCTS ARE TO BE FITTED TO THE RESPECTIVE MANUFACTURER'S SPECIFICATION. COPYRIGHT AND RIGHT OF REPRESENTATION OF THAT ELEMENTS OF ANY REVISION TO BE KEPT BY THE ARCHITECT.



REV	DATE	DESCRIPTION	NAME
A	22-12-2021	FOR TENDER	RL

BLACK BALANCE PROJECTS (Pty) Limited
 INNOVATIVE SUSTAINABLE SOLUTIONS
 1st Floor, 21 Riverhorse Close,
 Riverhorse Valley, 4010
 Website: www.blackbalance.co.za
 Tel: +27 31 832 3450
 Fax: +27 31 202 3403
 P.O. Box 1142, Hyper By The Sea, Durban, 4053

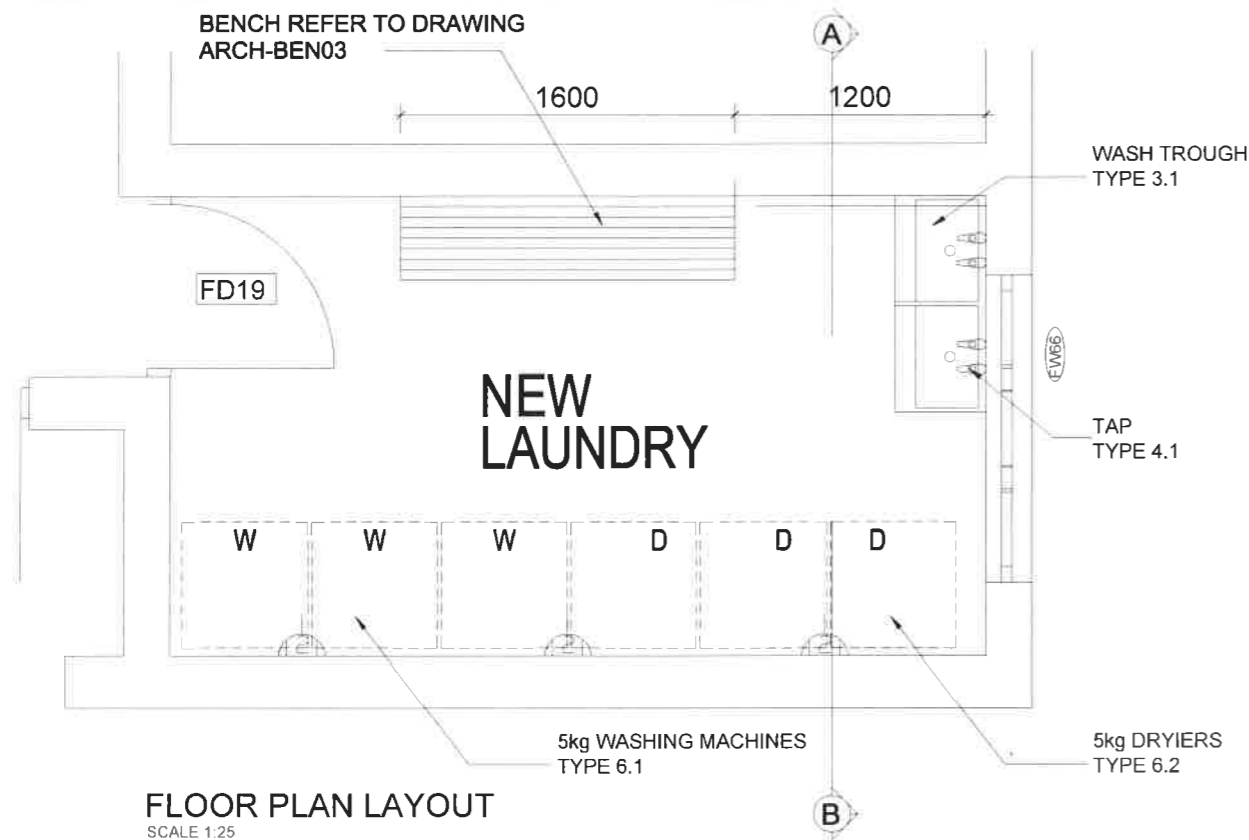
CLIENT: DEPARTMENT OF HEALTH - KZN
KWAZULU-NATAL PROVINCE
 HEALTH REPUBLIC OF SOUTH AFRICA

PROJECT: PROPOSED ALTERATIONS AND REFURBISHMENTS TO EXISTING STUDENT ACCOMMODATION IN MADADENI HOSPITAL SITE 1 (HOSPITAL SITE) IN THE TOWNSHIP ON FARM SUTTLEWORTH NO. 9504

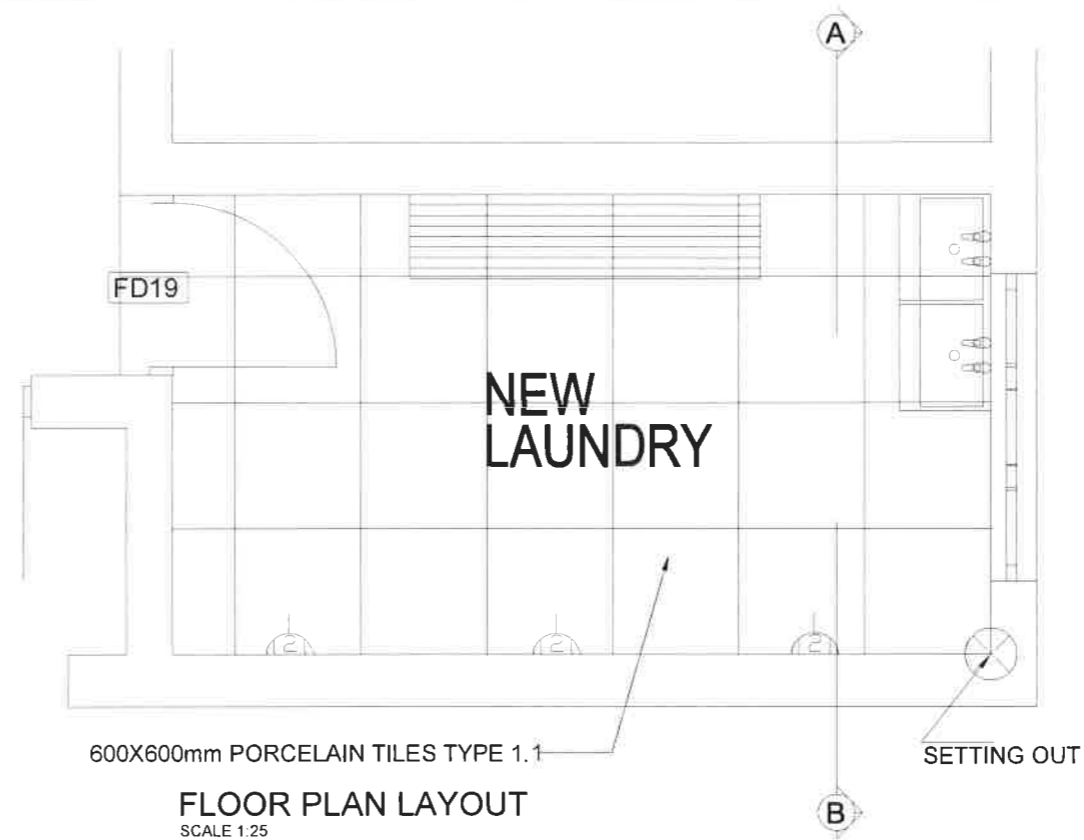
DRAWING TITLE: **ABLUTIONS LAYOUT (NEW LINKS)**

DESIGNED	RESponsible PERSON	DATE	ORIGINAL SIZE
RL	RL	22/05/20	A0
SG	SG	22/07/20	SCALE
AS SHOWN			

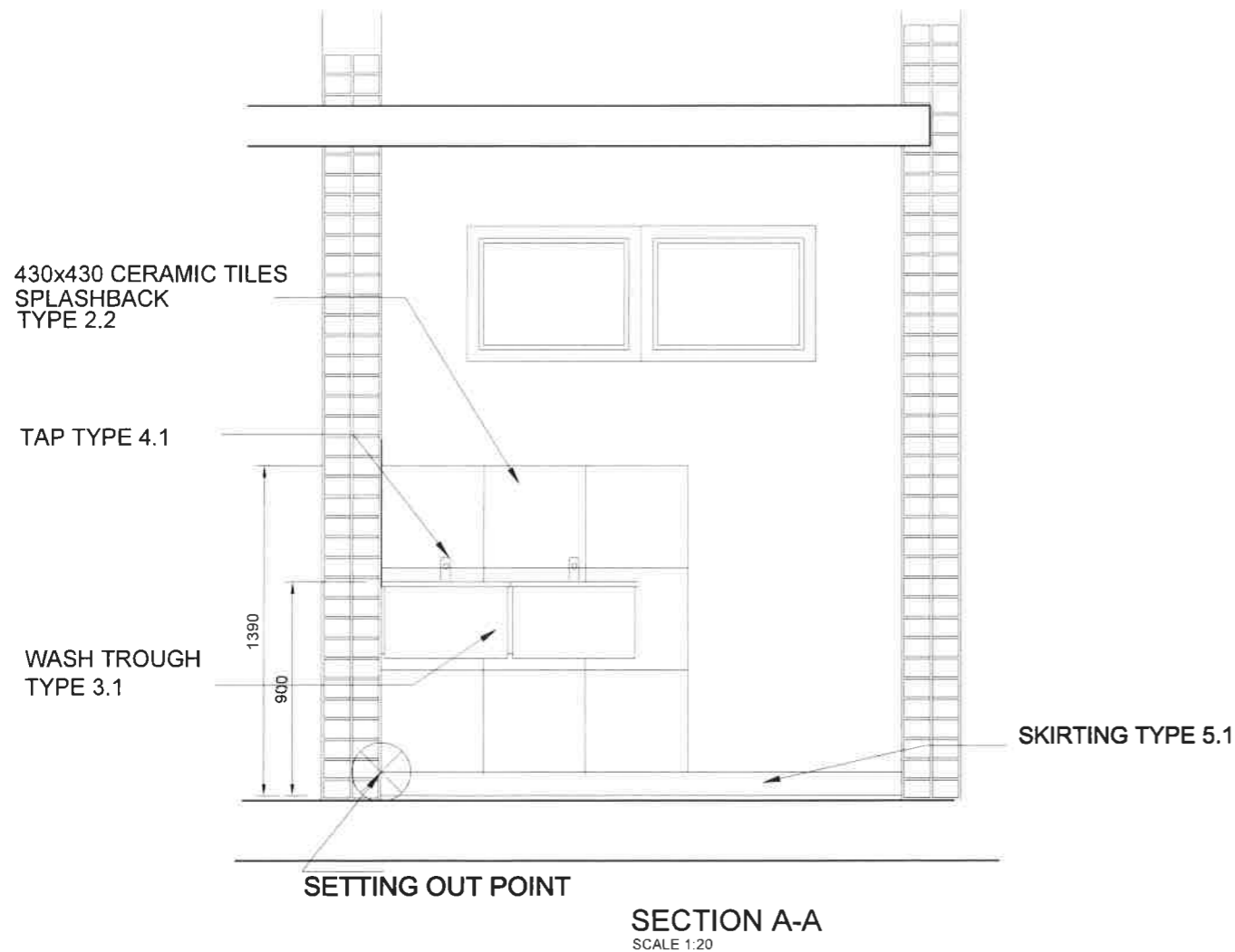
APPROVED: _____
 DRAWING No. ARCH-DA02 REVISION: A



FLOOR PLAN LAYOUT
SCALE 1:25



FLOOR PLAN LAYOUT
SCALE 1:25



SECTION A-A
SCALE 1:20

SPECIFICATION NOTES:

1. FLOOR TILES:

1.1: 600 X 600 MM PORCELAIN TILES 20005R, AS SUPPLIED BY BOSS TILES.

2. WALL TILES:

2.2: 430 X 430 MM CERAMIC TILES SPLASHBACK TRIBECA CHARCOAL, OTR810018A AS SUPPLIED BY TILETORIA

3. WASH TROUGH

3.1: FRANKE FABRICATED SINGLE TROUGH, MODEL ET101 SIZE 540X430X300MM DEEP (2560006)

4. TAPS

4.1: TAPS
COBRA BRASS BIB TAPS, WALL TYPE
INCLUDES: 1/2" BSP MALE IRON CONNECTION END, SPARES PART COMPLETE S-28, AND 1/2" LIGHT PATTERN TAP WASHER C-098-15. SANS 226 TYPE 2. 156MM X 137MM X 133MM
CODE: COB-209-15G

5. SKIRTING

5.1: PORCELAIN TILE SKIRTING, CUT TO SIZE 100X600MM 20005R, AS SUPPLIED BY BOSS TILES

6. WASHING MACHINE

6.1: 5KG WASHING MACHINE AS SUPPLIED BY DoH
6.2: 5KG DRYER AS SUPPLIED BY DoH

- REFER TO DRAWINGS 21066_101_M04_R0 & 21066_101_M05_R0 FOR MECHANICAL VENTILATION.

LEGEND	
	DOUBLE SWITCHED SOUTH AFRICAN + EURO STANDARD SOCKET

GENERAL NOTES

- ALL DIMENSIONS AND LEVELS ARE TO BE VERIFIED ON SITE PRIOR TO COMMENCING SETTING OUT, WORKSHOP DRAWINGS OR CONSTRUCTION.
- FIGURED DIMENSIONS ONLY TO BE USED.
- DISCREPANCIES, ERRORS AND OMISSIONS ARE TO BE REPORTED TO THE ARCHITECT IMMEDIATELY THEY BECOME EVIDENT.
- SHOP DRAWINGS TO BE SUBMITTED FOR APPROVAL PRIOR TO MANUFACTURE OR INSTALLATION.
- ALL SPECIFIED PRODUCTS ARE TO BE FITTED TO THE RESPECTIVE MANUFACTURERS SPECIFICATION.
- COPYRIGHT AND RIGHT OF REPRODUCTION OF THIS DRAWING OR ANY PORTION THEREOF IS RESERVED BY THE ARCHITECT.

REF. DRG No.	REFERENCE DRAWING DESCRIPTION		
REV	DATE	DESCRIPTION	NAME
A	22-12-2021	FOR TENDER	RL

BLACK BALANCE PROJECTS (Pty) Limited
INNOVATIVE SUSTAINABLE SOLUTIONS
1st Floor, 21 Riverhorse Close,
Riverhorse Valley, 4010

Website: www.blackbalance.co.za
Tel: +27 31 832 3450
Fax: +27 31 202 3403

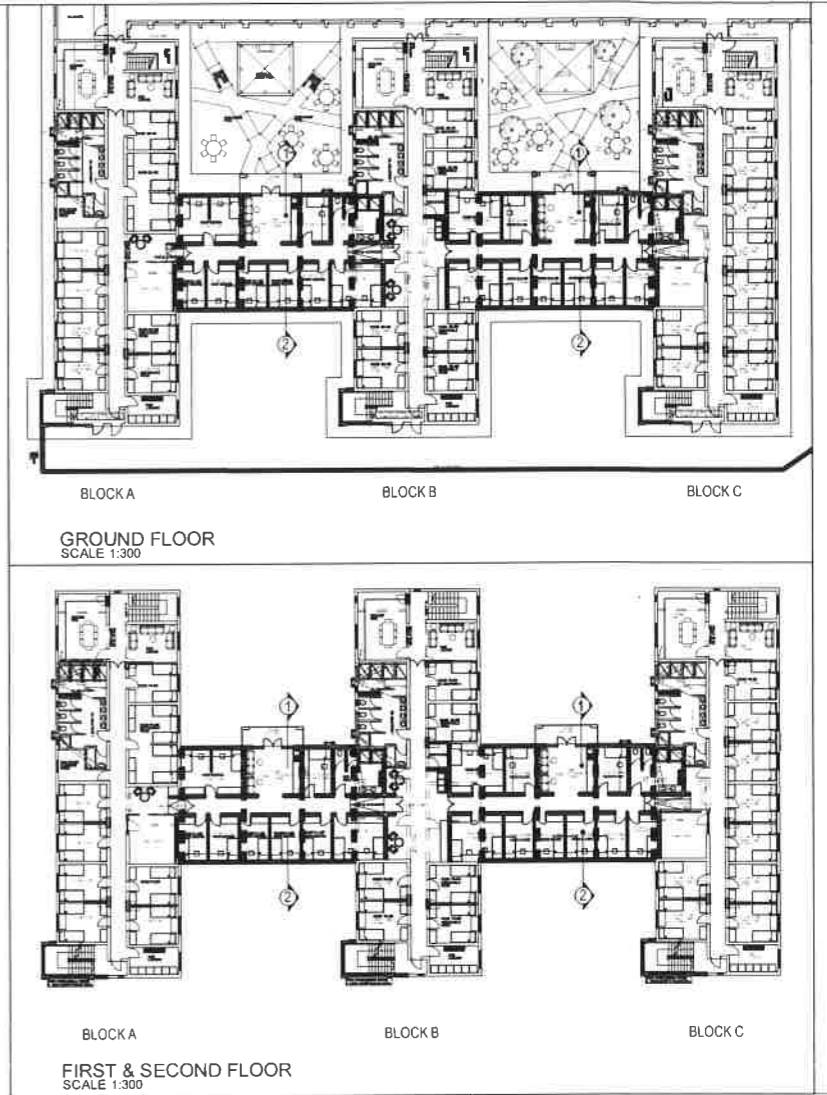
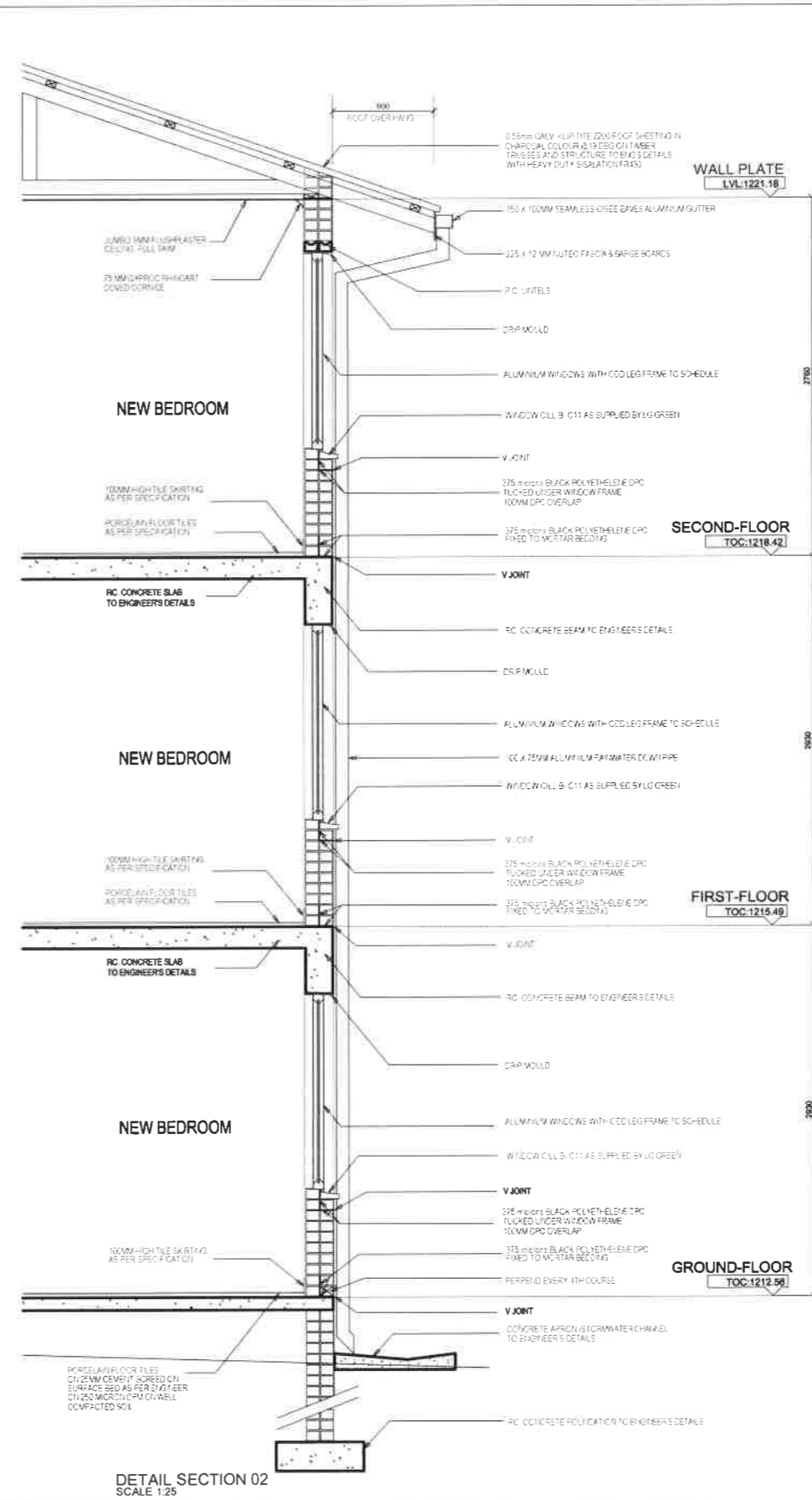
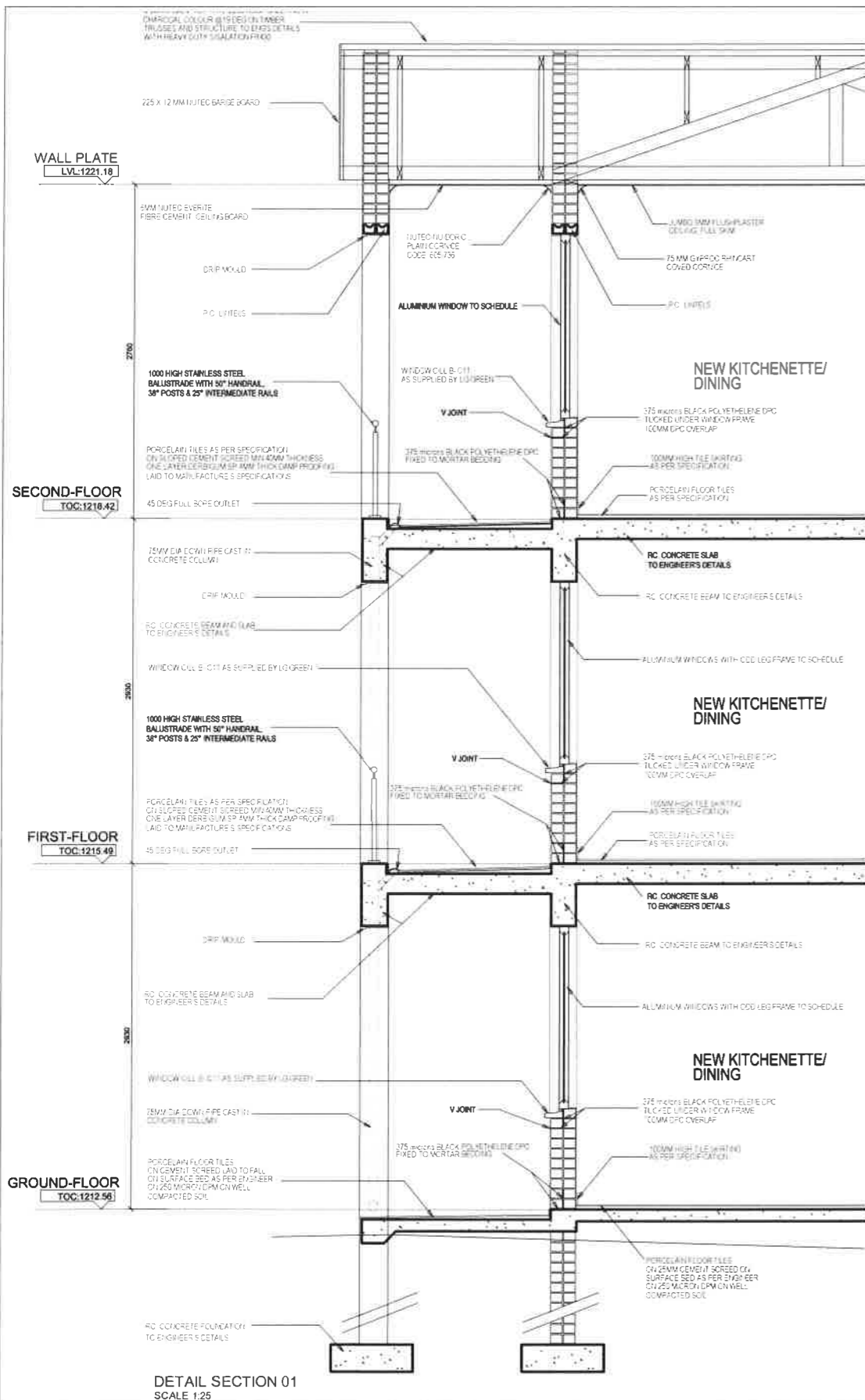
P.O. Box 1142, Hyper By The Sea, Durban, 4053



CLIENT DEPARTMENT OF HEALTH - KZN

PROJECT
PROPOSED ALTERATIONS AND REFURBISHMENTS TO EXISTING STUDENT ACCOMMODATION IN MADADENI HOSPITAL SITE 1 (HOSPITAL SITE) IN THE TOWNSHIP ON FARM SUTTLEWORTH NO. 9504

DRAWING TITLE			
LAUNDRY LAYOUT			
	RESPONSIBLE PERSON	DATE	ORIGINAL SIZ
DESIGNED	RL	22/05/20	A2
DRAWN	SG	22/07/20	SCALE
APPROVED			AS SHOWN
DRAWING No.	ARCH-DL01		REVISION
			A



GENERAL NOTES
 ALL WORK TO COMPLY WITH THE NATIONAL BUILDING REGULATIONS, SANS 10400 & THE LOCAL AUTHORITY BY-LAWS. ALL DIMENSIONS AND LEVELS ARE TO BE VERIFIED ON SITE PRIOR TO COMMENCING SETTING OUT. WORKSHOP DRAWINGS OR CONSTRUCTION FIGURED DIMENSIONS ONLY TO BE USED. DISCREPANCIES, ERRORS AND OMISSIONS ARE TO BE REPORTED TO THE ARCHITECT IMMEDIATELY THEY BECOME EVIDENT. SHOP DRAWINGS TO BE SUBMITTED FOR APPROVAL PRIOR TO MANUFACTURE OR INSTALLATION. ALL SPECIFIED PRODUCTS ARE TO BE FITTED TO THE RESPECTIVE MANUFACTURERS SPECIFICATION. COPYRIGHT AND RIGHT OF REPRODUCTION OF THIS DRAWING OR ANY PORTION THEREOF IS RESERVED BY THE ARCHITECT.

NOTES:
FLOOR:
 FINISH AS PER SPEC. ON 30 MM SCREED SURFACE BED ON ALL FLOORS. ON SURFACE BED ON ONE LAYER OF 375 MICRON "CONSOL PLASTIC BICKGRIP DPC" MEMBRANE ON SABS APPROVED DPM ON WELL COMPACTED FILL AND TREATED WITH TERMITES POISON.
ROOF:
 0.58mm GALV KLIPLOK ROOF SHEETING IN CHARCOAL COLOUR @ 19 DEG ON TIMBER TRUSSES AND STRUCTURE TO ENG'S DETAILS.
 RAINWATER GOODS:
 0.8MM SEAMLESS AL GUTTER AND RAINWATER PIPE WITH G4 FINISH, 150X100MM OGEE EAVES GUTTER.

CEILING:
 AS SPECIFIED
DOOR:
 DOORS AND WINDOWS TO SCHEDULE
DRAINAGE:
 100MM DIA UPVC SEWER PIPE DRAIN MIN. OF 1:60 RODDING EYES AT HEAD OF DRAIN, AT ALL DIRECTIONS AND AT MAX. OF 25000 INTERVALS.
 INSPECTION EYES AT ALL JUNCTIONS OF DRAIN, TO HAVE MARKED COVERS AT GROUND LEVEL.
 ALL DRAINAGE WORK TO BE IN ACCORDANCE WITH LOCAL AUTHORITIES BY LAWS AND SANS 10400.

FOUNDATIONS:
 ALL FOUNDATIONS, STRUCTURAL CONC WORK TO ENG'S DETAILS.
 ALL SOIL COMPACTION TO ENG'S SPECIFICATION
LINTELS:
 ALL LINTELS TO COMPLY WITH SANS 10400 PART K 4.2.9.
GLAZING NOTE:
 ALL GLAZING TO COMPLY WITH PART N OF THE SANS 10400.
 GLAZING EXCEEDING 1 sq m OR LESS THAN 500mm FROM FFL TO BE SAFETY GLAZED.

FIRE NOTE:
 ALL WORK TO COMPLY WITH PART T OF THE SANS 10400. FIRE PROTECTION REGULATIONS.
STAIRCASE NOTES
 STAIRCASE SPECIFICATIONS TO COMPLY WITH SANS 10400-1990 PART M.
 BALUSTRADES TO BE MINIMUM 1000MM HIGH. BALUSTRADES TO BE MINIMUM 100MM APART.
 ALL BALUSTRADES TO COMPLY WITH SANS 10400 - PART D02.
SANS 10400-C: LIGHTING & ELEVATIONS: LIGHTING IN HABITABLE ROOM, BATHROOM, SHOWER ROOM & ROOM MUST COMPLY WITH 10400-T & O. VENTILATION TO COMPLY WITH 10400-T & O.

SANS 10400-XA: ENERGY EFFICIENCY IN BUILDINGS:
 ORIENTATION & SHADING, EXTERNAL WALLS, FENESTRATION, ROOF ASSEMBLY, SERVICES THAT USE ENERGY & HOT WATER SYSTEMS TO ALL COMPLY & IF NOT TO COMPLY WITH THE DETAILED REQUIREMENTS OF SANS 204.
SANS 10400-B: STRUCTURAL DESIGN: THE STRUCTURAL SYSTEM OF THE BUILDING TO COMPLY WITH PARTS H, J, K, L, M & N OF SANS 10400.
SANS 10400-C: DIMENSIONS: DIMENSIONS OF ANY ROOM OR SPACE TO COMPLY.

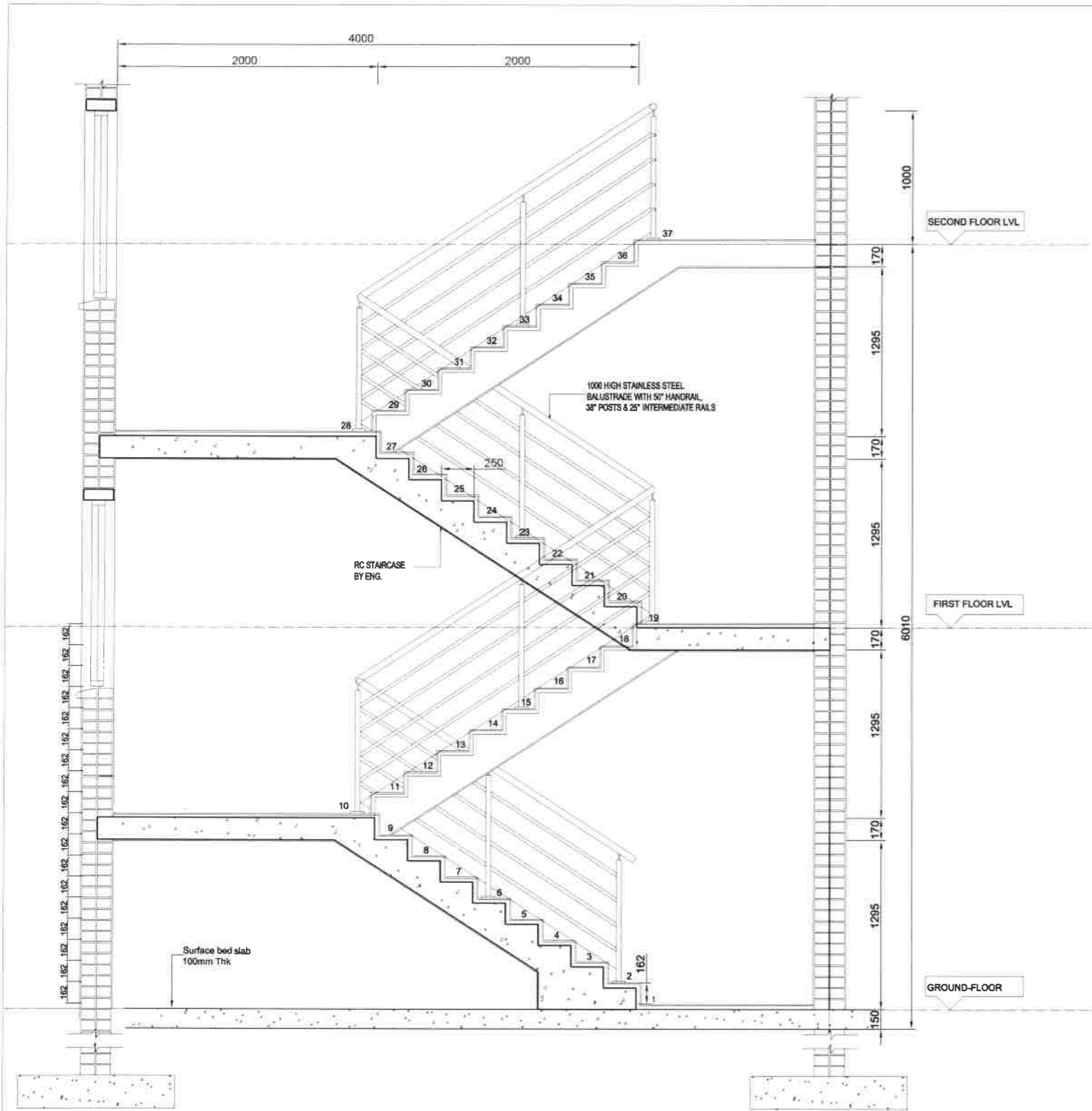
REF	DRG No	REFERENCE	DRAWING DESCRIPTION
REV	DATE	DESCRIPTION	NAME
A	18/02/2022	FOR TENDER	RL
B	30/03/2022	GENERAL AMENDMENTS	RL

BLACK BALANCE PROJECTS (Pty) Limited
 INNOVATIVE SUSTAINABLE SOLUTIONS
 1st Floor, 21 Riverhorse Close,
 Riverhorse Valley, 4010
 Website: www.blackbalance.co.za
 Tel: +27 31 832 3450
 Fax: +27 31 202 3403
 P.O. Box 1142, Hyper By The Sea, Durban, 4053

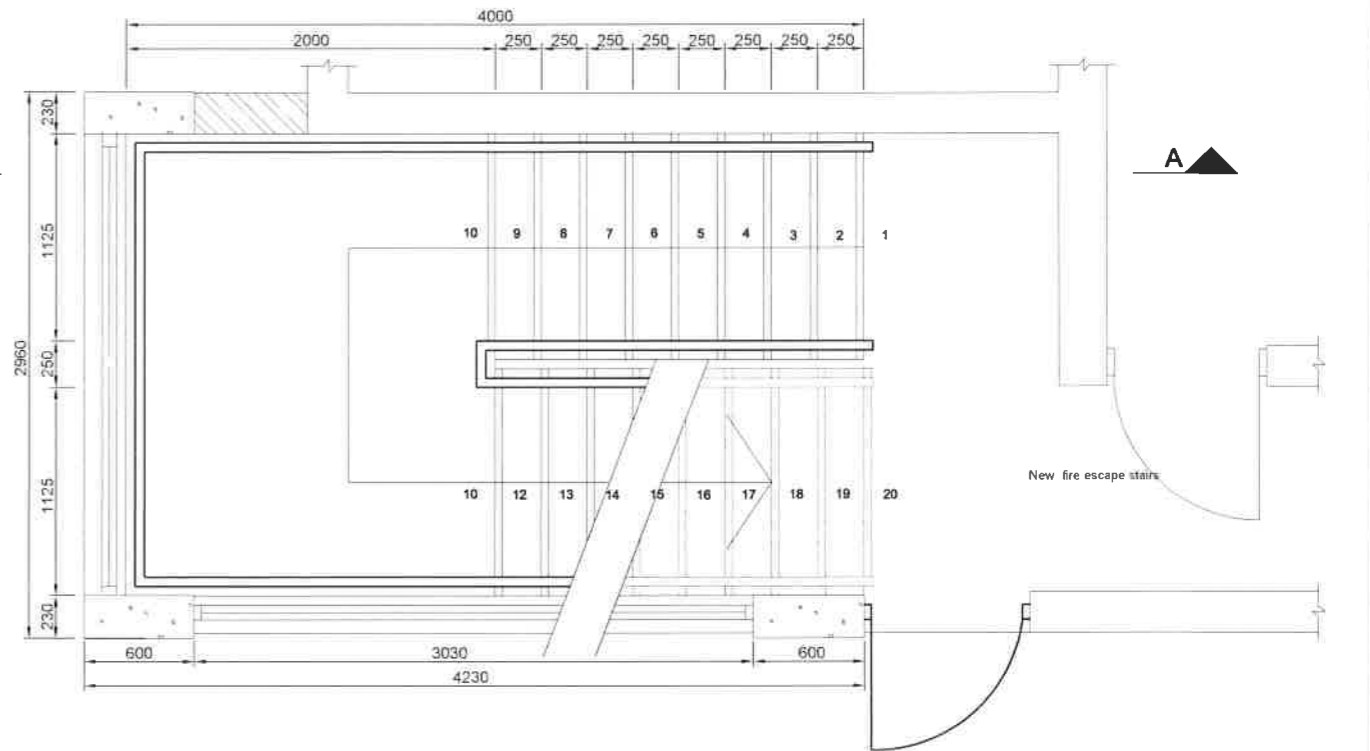


CLIENT: DEPARTMENT OF HEALTH - KZN
PROJECT: PROPOSED ALTERATIONS AND REFURBISHMENTS TO EXISTING STUDENT ACCOMMODATION IN MADADENI HOSPITAL SITE 1 (HOSPITAL SITE) IN THE TOWNSHIP ON FARM SUTTLEWORTH NO. 9504

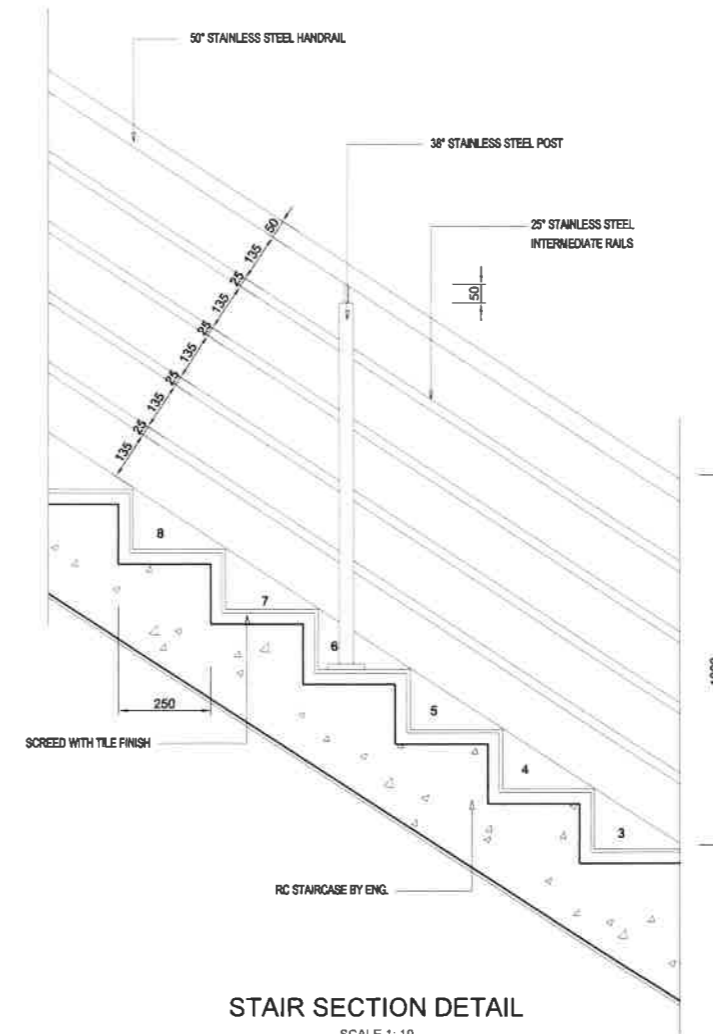
DRAWING TITLE			
DETAIL SECTION 1 & 2			
DESIGNED	RESPONSIBLE PERSON	DATE	ORIGINAL SIZE
RL	RL	24/01/22	A1
SG	SG	11/02/22	SCALE
APPROVED			AS SHOWN
DRAWING No	ARCH-DS01		REVISION B



SECTION A-A
SCALE 1: 20



GROUND PLAN
SCALE 1: 20



STAIR SECTION DETAIL
SCALE 1: 10

- GENERAL NOTES**
- ALL DIMENSIONS AND LEVELS ARE TO BE VERIFIED ON SITE PRIOR TO COMMENCING SETTING OUT, WORKSHOP DRAWINGS OR CONSTRUCTION.
 - FIGURED DIMENSIONS ONLY TO BE USED.
 - DISCREPANCIES, ERRORS AND OMISSIONS ARE TO BE REPORTED TO THE ARCHITECT IMMEDIATELY THEY BECOME EVIDENT.
 - SHOP DRAWINGS TO BE SUBMITTED FOR APPROVAL PRIOR TO MANUFACTURE OR INSTALLATION.
 - ALL SPECIFIED PRODUCTS ARE TO BE FITTED TO THE RESPECTIVE MANUFACTURER'S SPECIFICATION.
 - COPYRIGHT AND RIGHT OF REPRODUCTION OF THIS DRAWING OR ANY PORTION THEREOF IS RESERVED BY THE ARCHITECT.

STAIRS LOCATED ON THE EASTERN SIDE OF BLOCK 1, 2 AND 3
REFER TO DRAWINGS ARCH-PG01 & PF01 FOR FLOOR PLANS

REF. ORG No	REFERENCE DRAWING DESCRIPTION	NAME
REV	DATE	DESCRIPTION
A	28-01-2022	FOR TENDER

BLACK BALANCE PROJECTS (Pty) Limited
 INNOVATIVE SUSTAINABLE SOLUTIONS
 Suite 302, 3rd Floor
 2 Richefond Circle
 Ridgside Office Park
 Umhlanga, 4320
 Website: www.blackbalance.co.za
 Tel: +27 31 201 1338
 P.O. Box 1142, Hyper By The Sea, Durban, 4053

CLIENT: DEPARTMENT OF HEALTH - KZN



PROJECT: PROPOSED ALTERATIONS AND REFURBISHMENTS TO EXISTING STUDENT ACCOMMODATION IN MADADENI HOSPITAL SITE 1 (HOSPITAL SITE) IN THE TOWNSHIP ON FARM SUTTLEWORTH NO. 9504

DRAWING TITLE: STAIRCASE DETAILS (NEW FIRE ESCAPE STAIRCASE)

RESPONSIBLE PERSON	DATE	ORIGINAL SG
DESIGNED: RL	26/07/21	A1
DRAWN: ST	27/01/22	SCALE
CHECKED: RL	28/01/22	AS SHOWN
APPROVED:		
DRAWING No. ARCH-ST01		REVISION A

ROOM NAME	FLOOR TILES				SKIRTINGS				WALL COVERING			SANITARYWARE														CEILINGS																					
	1.1 PORCELAIN TILES	1.2 PORCELAIN TILES	1.3 PORCELAIN TILES	1.4 PORCELAIN TILES	1.5 MOSAIC TILES	2.1 TILE SKIRTING	2.2 TILE SKIRTING	2.3 TILE SKIRTING	2.4 TILE SKIRTING	3.1 PAINT	3.2 CERAMIC TILES	3.3 CERAMIC TILES	4.1 WC PAN	4.2 VANITY BASIN	4.3 WALL HUNG BASIN	4.4 TAPS	4.5 BATH TAPS	4.6 BATH	4.7 MIRROR	4.8 SHOWER HEAD	4.9 SHOWER TAPS	4.10 SHOWER CURTAIN TRACKS	4.11 SHOWER CURTAINS	4.12 SINK 1	4.13 SINK 2	4.14 MIXER TAP	4.15 TOILET ROLL HOLDER	4.16 SOAP DISPENSOR	4.17 WASH TROUGH	4.18 TAPS	4.19 VANITY UNIT 1	4.20 VANITY UNIT 2	5.1 KITCHEN BIC	5.2 BEDROOM BIC	5.3 HEATERS	6.1 CEILING	6.2 CEILING	6.3 CEILING									
KITCHEN 1/DINE (EX. BLOCKS)	●					●				●	●													●		●													●								
KITCHENETTE 2/DINE/LOUNGE (NEW LINKS)	●					●				●	●														●	●														●							
NEW LOUNGE (EX. BLOCKS)				●				●	●																															●							
EX. ABLUTIONS (EX. BLOCKS)					●					●		●	●	●	●	●	●	●	●	●	●	●	●					●	●												●						
NEW ABLUTIONS (NEW LINKS)					●					●		●	●	●	●	●	●	●	●	●	●	●	●					●	●												●						
NEW LIBRARY/STUDY				●				●	●																																●						
NEW STORE/CLEANERS ROOM			●					●	●																																●						
NEW RAUMPUS/PASSAGES				●				●	●																																						
ALL BEDROOMS (SINGLE, DOUBLE, ETC)	●								●																																						
NEW LAUNDRIES			●					●	●		●																																				
NEW BALCONIES			●					●																																							

SPECIFICATION NOTES:

1. FLOOR TILES:

- 1.1: 600 X 600 MM PORCELAIN TILES SOHO SMOKE ECO, AS SUPPLIED BY BOSS TILES.
- 1.2: 600 X 600 MM PORCELAIN TILES CODE: 10025, AS SUPPLIED BY BOSS TILES.
- 1.3: 600 X 600 MM PORCELAIN TILES 20005R, AS SUPPLIED BY BOSS TILES.
- 1.4 600 X 600 MM PORCELAIN TILES 20027, AS SUPPLIED BY BOSS TILES.
- 1.5: MOSAIC TILES MOSAIC SHEET, 4505, AS SUPPLIED BY BOSS TILES.

2. SKIRTING

- 2.1 PORCELAIN TILE SKIRTING. CUT TO SIZE 100X600MM CODE: SOHO SMOKE ECO, AS SUPPLIED BY BOSS TILES
- 2.2 PORCELAIN TILE SKIRTING. CUT TO SIZE 100X600MM CODE: 10025, AS SUPPLIED BY BOSS TILES
- 2.3 PORCELAIN TILE SKIRTING. CUT TO SIZE 100X600MM CODE: 20005R, AS SUPPLIED BY BOSS TILES
- 2.4 PORCELAIN TILE SKIRTING. CUT TO SIZE 100X600MM CODE: 20027, AS SUPPLIED BY BOSS TILES

3. WALL COVERING:

- 3.1: DULUX PAINT AS PER PAINT SCHEDULE
- 3.2: 430 X 430 MM CERAMIC TILES CODE: OTR200018A, AS SUPPLIED BY TILLETORIA
- 3.3: 430 X 430 MM CERAMIC TILES SPLASHBACK TRIBECA CHARCOAL, OTR810018A AS SUPPLIED BY TILLETORIA

4. WC PAN

- 4.1: VAAL ENTICE WHITE TOILET BACK TO WALL 400X350X570MM, CODE: VAA-431300WH, COMPLETE WITH COBRA FLUSH MASTER, VALVES & CONNECTORS CHROME, 890X320X150MM, CODE: COB-KF3-412

- 4.2: VANITY BASIN GROHE BAN - WHITE CERAMIC DROP IN BASIN COMPLETE WITH OVERFLOW AND TWO TAP HOLES SET ON VANITY CODE: GRO-39422000

- 4.3: WALL HUNG BASIN GROHE BAN - WHITE CERAMIC WALL HUNG BASIN COMPLETE WITH OVERFLOW AND ONE TAP HOLE CODE: 39440000

- 4.4: TAPS COBRA CHROME METERING TAPS CODE: COB-KM2-100FS

- 4.5: GEBERIT RECTANGULAR BATHTUB REKORD CODE: 554.107.01.1 COMPLETE WITH GEBERIT BATH TUB DRAIN WITH PLUG D52, WITH READY TO FIT SET CODE: 150.017.00.7

- 4.6: BATH TAPS COBRA STAR CHROME PILLAR TAPS CODE: COB-211-15

- 4.7: MIRROR 6MM SILVER FLOAT GLASS BACKED MIRRORS WITH BEVELED EDGES & FIXED WITH CHROMIUM PLATED DOME CAPPED MIRROR SCREWS WITH RUBBER BUFFERS TO PLUGS IN BRICK WALLS

- 4.8: SHOWER HEADS COBRA CHROME SHOWER HEAD, CODE: COB-KP2-6
- 4.9: SHOWER TAPS COBRA CHROME STAY STOP TAP, CODE: COB-238-15

- 4.10: SHOWER CURTAIN TRACKS LEROY MERLIN CHROME SHOWER ROD EXTENDABLE WITH STOPPED ENDS, PLUGGED TO WALLS COMPLETE SKU81425149
- 4.11: SHOWER CURTAIN: POLYPROPYLENE SHOWER CURTAIN SIZE 1500X2000MM HIGH, TO SUIT SHOWER CURTAIN RAIL, COMPLETE

- 4.12: FRANKE PROJECTLINE PLN621 DOUBLE INSET SINK SIZE 1160 X 460 X 140, INCLUDES 2 X 38MM PVC WASTE FITTING & PLUG WITH HANDLE (1990031) WITH SPAZI F/2 PLUMBING KIT - 50/90MM OUTLET (1120009)

- 4.13: FRANKE PROJECTLINE PLN611 SINGLE INSET SINK SIZE: 800 X 460 X 140, INCLUDES 1 X 38MM PVC WASTE FITTING & PLUG WITH HANDLE (1990030) WITH SPAZI F/1 PLUMBING KIT - 50/90MM OUTLET (1120008)

- 4.14: COBRA STAR CHROME SINK MIXER ONE HOLE WITH AERATED SWIVEL OUTLET, 1/2" BSP FEMALE CONNECTION ENDS, CP CODE: COB-FSK2D1SR-0GT01

- 4.15: TOILET ROLL HOLDER FRANKE RODX672 DOUBLE TOILET ROLL HOLDER CODE: 2120101

- 4.16: SOAP DISPENSOR FRANKE RODX619 WALL MOUNTED SOAP DISPENSOR CODE: 2120095

- 4.17: WASH TROUGH FRANKE FABRICATED SINGLE TROUGH, MODEL ET101 SIZE 540X430X300MM DEEP (2560006)

- 4.18: TAPS COBRA BRASS BIB TAPS, WALL TYPE INCLUDES: 1/2" BSP MALE IRON CONNECTION END, SPARES PART COMPLETE S-28, AND 1/2" LIGHT PATTERN TAP WASHER C-098-15, SANS 226 TYPE 2, 156MM X 137MM X 133MM CODE: COB-209-15G

- 4.19: 20MM THICK RUSTENBURG GRANITE VANITY UNIT WITH 300MM DOWNSTAND AND 150MM SPLASHBACK AND CUT OUTS TO FIT VANITY BASIN WIDTH: 600MM, LENGTH: 2400
- 4.20: 20MM THICK RUSTENBURG GRANITE VANITY UNIT WITH 300MM DOWNSTAND AND 150MM SPLASHBACK AND CUT OUTS TO FIT VANITY BASINS WIDTH: 600MM, LENGTH: 1900

- 5.1: WHITE MELAMINE BUILT IN CUPBOARDS TO SPECIALIST DETAILS COMPLETE ALL JOINERY FIXTURES TO BE MANUFACTURED WITH 18MM MOISTURE RESISTANT V313 MELAMINE BOARD WITH 2MM IMPACT EDGING ALL THROUGH, INCL DOORS STAINLESS STEEL TURKISH BAR HANDLES 206 X 34MM WITH 30MM RUSTENBURG GRANITE TOPS

- 5.2: WHITE MELAMINE BIC TO SPECIALIST DETAILS COMPLETE, WITH 2MM IMPACT EDGING ALL THROUGH, INCLUDING DOORS WITH STAINLESS STEEL TURKISH BAR HANDLES 206X34MM & 35X20MM OVAL RIBBED ALUMINIUM EXTRUSION COAT RAIL CONTRACTOR TO FURNISH SHOP DRAWINGS FOR APPROVAL

- 5.3: GOLDAIR 425w SLIM WALL MOUNTED PANEL HEATER INCLUDING FIXING BRACKETS & ACCESSORIES, WITH VANDAL PROOF FASTENERS COMPLETE, CODE: GPH-600

- 6.1: 9 MM JUMBO PLASTERBOARD CEILING, WITH FULL SKIM WITH 75 MM GYPROC RHINO ART COVED CORNICE.

- 6.2: 12MM JUMBO MR PLASTERBOARD, FULL SKIM WITH NUTEC NU-DORIC PLAIN CORNICE, CODE: 605-736

- 6.3: 6MM NUTEC-EVERITE CEILING BOARD WITH NUTEC NU-DORIC PLANI CORNICE, CODE: 605-736

GENERAL NOTES

- 1. ALL DIMENSIONS AND LEVELS ARE TO BE VERIFIED ON SITE PRIOR TO COMMENCING SETTING OUT WORKSHOP DRAWINGS OR CONSTRUCTION.
- 2. FIGURED DIMENSIONS ONLY TO BE USED.
- 3. DISCREPANCIES, ERRORS AND OMISSIONS ARE TO BE RECTIFIED TO THE ARCHITECT IMMEDIATELY THEY BECOME EVIDENT.
- 4. SHOP DRAWINGS TO BE SUBMITTED FOR APPROVAL PRIOR TO MANUFACTURE OR INSTALLATION.
- 5. ALL SPECIFIED PRODUCTS ARE TO BE FITTED TO THE RESPECTIVE MANUFACTURERS SPECIFICATION.
- 6. COPYRIGHT AND RIGHT OF REPRODUCTION OF THIS DRAWING OR ANY PORTION THEREOF IS RESERVED BY THE ARCHITECT.

REV	DATE	DESCRIPTION	NAME
A	27-01-2022	FOR TENDER	RL

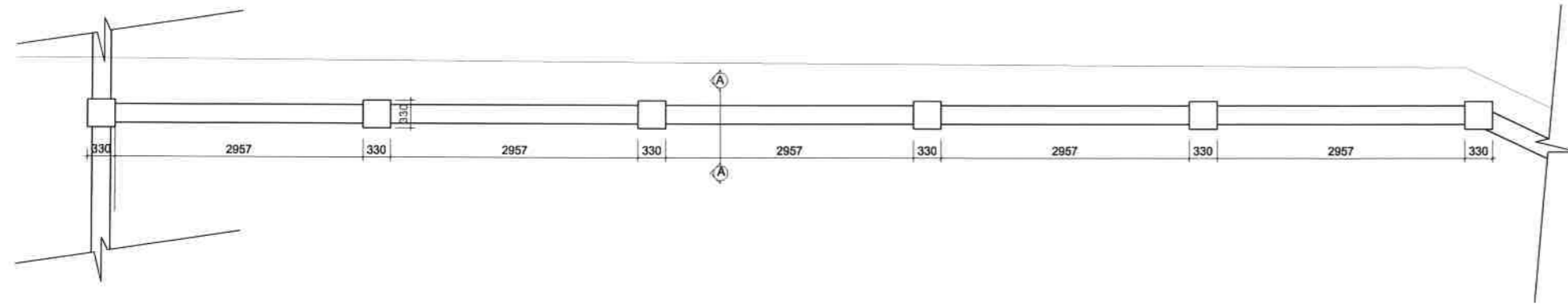
BLACK BALANCE PROJECTS (Pty) Limited
 INNOVATIVE SUSTAINABLE SOLUTIONS
 Suite 302, 3rd Floor
 2 Richelond Circle
 Ridgside Office Park
 Umhlanga, 4320
 Website: www.blackbalance.co.za
 Tel: +27 31 201 1338
 P.O. Box 1142, Hyper By The Sea, Durban, 4053

CLIENT: DEPARTMENT OF HEALTH - KZN

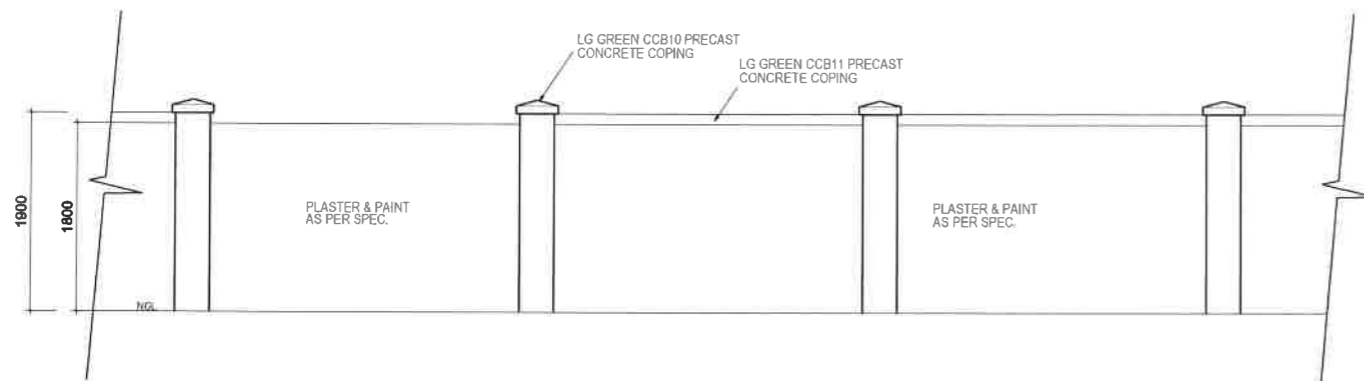


PROJECT: PROPOSED ALTERATIONS AND REFURBISHMENTS TO EXISTING STUDENT ACCOMMODATION IN MADADENI HOSPITAL SITE 1 (HOSPITAL SITE) IN THE TOWNSHIP ON FARM SUTTLEWORTH NO. 9504

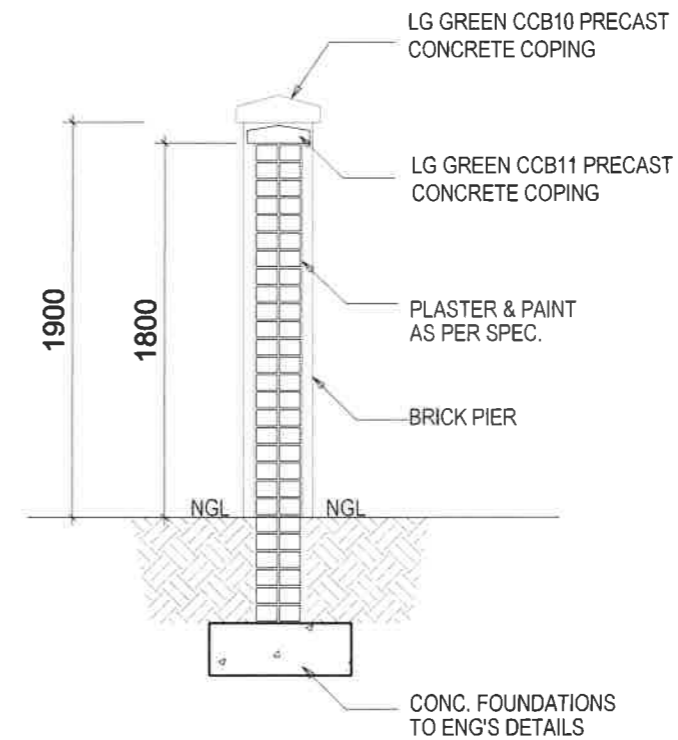
DRAWING TITLE			
FINISHES SCHEDULE			
RESPONSIBLE PERSON	DATE	ORIGINAL SIZE	
DESIGNED	RL	22/05/20	A0
DRAWN	SG	22/07/20	SCALE
APPROVED			AS SHOWN
DRAWING No.	ARCH-FS01		REVISION
			A



SCREEN WALL FLOOR PLAN
SCALE 1:50



TYPICAL ELEVATION
SCALE 1:50



SECTION A-A
SCALE 1:25

NOTE:
REFER TO DRAWING NO: ARCH-SP01
FOR SCREEN WALL LAYOUT PLAN

GENERAL NOTES

ALL DIMENSIONS AND LEVELS ARE TO BE VERIFIED ON SITE PRIOR TO COMMENCING SETTING OUT, WORKSHOP DRAWINGS OR CONSTRUCTION.
FIGURED DIMENSIONS ONLY TO BE USED.
DISCREPANCIES, ERRORS AND OMISSIONS ARE TO BE REPORTED TO THE ARCHITECT IMMEDIATELY THEY BECOME EVIDENT.
SHOP DRAWINGS TO BE SUBMITTED FOR APPROVAL PRIOR TO MANUFACTURE OR INSTALLATION.
ALL SPECIFIED PRODUCTS ARE TO BE FITTED TO THE RESPECTIVE MANUFACTURERS SPECIFICATION.
COPYRIGHT AND RIGHT OF REPRODUCTION OF THIS DRAWING OR ANY PORTION THEREOF IS RESERVED BY THE ARCHITECT.

REF.	DRG No.	REFERENCE DRAWING DESCRIPTION
REV	DATE	DESCRIPTION
A	15-02-2022	FOR TENDER

BLACK BALANCE PROJECTS (Pty) Limited
INNOVATIVE SUSTAINABLE SOLUTIONS
1st Floor, 21 Riverhorse Close,
Riverhorse Valley, 4010
Website: www.blackbalance.co.za
Tel: +27 31 832 3450
Fax: +27 31 202 3403
P.O. Box 1142, Hyper By The Sea, Durban, 4053



CLIENT DEPARTMENT OF HEALTH - KZN



PROJECT
PROPOSED ALTERATIONS AND
REFURBISHMENTS TO EXISTING STUDENT
ACCOMMODATION IN MADADENI HOSPITAL
SITE 1 (HOSPITAL SITE) IN THE TOWNSHIP
ON FARM SUTTLEWORTH NO. 9504

DRAWING TITLE
SCREEN WALL DETAILS

	RESPONSIBLE PERSON	DATE	ORIGINAL SIZE
DESIGNED	RL	22/05/20	A2
DRAWN	SG	22/07/20	SCALE
APPROVED			AS SHOWN
DRAWING No.	ARCH-SW01		REVISION
			A