

# **ANNEXURE 1**



**KWAZULU-NATAL PROVINCE**

**HEALTH**  
REPUBLIC OF SOUTH AFRICA

**CHIEF DIRECTORATE:**

Physical Address: 35 Hyslop Road, Town hill Office Park, Block 1  
PIETERMARITZBURG, 3201

**INFRASTRUCTURE DEVELOPMENT**

Postal Address: Private Bag X9051  
PIETERMARITZBURG, 3201

Tel: 033 940 2517  
www.kznhealth.gov.za

Email: [infrastructure@kznhealth.gov.za](mailto:infrastructure@kznhealth.gov.za)

# PROJECT BRIEF

## ADDINGTON HOSPITAL

### Refurbishment and Upgrading of Cold water, Hot water, Wastewater and Fire reticulation at Addington Hospital Nursing College & Accommodation

Drafted by: **MR T Dlamini PrTechEng**  
Assistant Project Leader: Eng. Techno.

Signed:   
Date: 20/10/2020

Reviewed by: **MR E T Chiro PrEng**  
Project Leader: Chief Engineer

Signed:   
Date: 20/10/2020

Recommended by: **MR S T Mhlongo**  
Director: Engineering and Infrastructure Services

Signed:   
Date: 20/10/2020

Approved by: **MR B G Gcaba**  
Chief Director: Infrastructure Development Unit

Signed: \_\_\_\_\_  
Date: \_\_\_\_\_

**Document Control**

Revision Number	Date	Initials
Rev 0	10/09/2020	T Dlamini

## Contents

1. Project Details .....	4
1.1. The Facility .....	4
1.2. The Facilities and Location .....	4
1.3. Location .....	4
1.4. The Project / Programme details .....	4
1.5. Project Team .....	5
1.5.1. KZN Department of Health .....	5
1.5.2. Stakeholders .....	5
1.5.3. Implementing Agent: KZN DoH .....	6
1.6. The Site: .....	6
1.6.2 Services Offered:.....	7
1.7 Project Background .....	9
1.7.1 Project Scope .....	9
1.7.2 Project Estimate .....	11
1.7.3 Resources.....	11
1.7.4 Exclusion .....	11
2. Strategic Background.....	11
2.1. Strategic Outcome.....	11
2.2. Strategic Objective .....	11
2.3. Project Outcome.....	11
2.4. Project Objective .....	11
2.5. Project Success Criteria .....	12
1.8 Statutory Requirements.....	12
1.8.1 Legislation.....	12
2 Technical Brief.....	12
2.6 Detail Scope of Work.....	12
2.6.1 Standard specifications to be used in the project.....	12
3 Project / Programme Management and Cost control.....	12
3.6 Project Management .....	12
3.6.1 IDMS guidelines .....	12
3.6.2 Project Management Plan / Resource Management .....	13
3.6.3 Project Risk Plan .....	14
3.6.4 Occupational Health and Safety Baseline plan .....	15
3.7 Communication Plan .....	15
3.8 Project Milestones.....	16

3.9	Project Cost Breakdown .....	17
3.10	Expanded Public Works Programme and Community Participation Goal .....	18
3.10.1	EPWP .....	18
3.10.2	Reporting Requirements: .....	18
4	Procurement.....	18
4.6	Procurement Strategy.....	18
4.6.1	Primary and Secondary Objectives .....	19
4.6.2	Delivery Management Strategy .....	19
4.6.3	Implementation Strategy.....	20
5	External Appointments.....	20
5.1.1	Appointment of External Service Providers .....	20
5.1.2	Additional Requirements .....	20
5.2	Roles and Responsibilities of the Department of Health.....	21
i.	Contact Numbers .....	22
6	Part 6 – Signatures .....	23

## 1. Project Details

### 1.1. The Facility

- Facility Name: Addington Hospital
- Facility Number: ADDI018
- Facility Type: District & Regional Hospital
- Facility Owner: Department of Health - KwaZulu-Natal Provincial Government
- ERF Number: ERF 10102

### 1.2. The Facilities and Location

Addington is a 571 bedded and 2 200 staffed District and Regional hospital, situated on South Beach, Durban.

### 1.3. Location

- Province: Kwa-Zulu Natal (KZN)
- District Municipality: EThekwini District Municipality
- Local Municipality: EThekwini Metro (Durban)
- Ward: 76
- Street address (or directions): Erskine Terrace, South Beach, Durban, 4000
- Postal address: PO Box 977, Durban, 4000
- GPS Co-ordinates: Longitude: 31.042      Latitude: -29.862

### 1.4. The Project / Programme details

- **Project Name:** Refurbishment and Upgrading of Cold water, Hot water, Sewer and Fire reticulation at Addington Hospital Nursing College & Accommodation
- **KZN-DOH Project Number:** ADDNH01
- **Project Code:** 31008832
- **Project Details / Scope:** Refurbishment and Upgrading of Cold water, Hot water, Sewer and Fire reticulation at Addington Hospital Nursing College & Accommodation in EThekwini Health District
- **Project Type:** Replacement/Refurbishment and Upgrade
- **Budget Programme Number:** Programme 8. Community Health facilities
- **Budget Programme Name:** Health Facilities Management R8,000,000
- **Sub-programme:** Sub-Programme 8.
- **Infrastructure Programme Name:** Refurbishment and Upgrading of Cold water, Hot water, Sewer and Fire reticulation at Addington Hospital Nursing College & Accommodation

- **Nature of Investment:** Upgrading
- **Nature of Investment Sub- status:** Upgrading and additions
- **IRM Infrastructure Category:** DoH - Upgrading
- **IRM Infrastructure Type:** Secondary

## 1.5. Project Team

### 1.5.1. KZN Department of Health

#### 1.5.1.1. Infrastructure Development

- |                                      |                        |
|--------------------------------------|------------------------|
| • Assistant Project Leader           | Mr T Dlamini PrTechEng |
| • Project Leader:                    | Mr ET Chiro PrEng      |
| • Electrical Engineer:               | Mr S Dhlamini          |
| • Mechanical Engineer (wet services) | Mr K Thabethe          |
| • Mechanical Engineer (fire)         | Mr K Thabethe          |
| • Civil/Structural Engineer:         | Mr ET Chiro PrEng      |
| • Occupational Health & Safety:      | Ms S Ngcobo            |
| • Monitoring & Evaluation:           | Ms Z Twala             |
| • Health Technology:                 | N/A                    |

#### 1.5.1.2. Department of Health – General

- |                                       |              |
|---------------------------------------|--------------|
| • District Engineer                   | Mr S Makhaza |
| • District Manager                    | Ms P Dladla  |
| • Infection Prevention Control (IPC): | Mrs K Ganas  |

#### 1.5.1.3. Oversight Team

- Provincial Champion: Mr B G Gcaba (Chief Director Infrastructure Development)
- Provincial Power User: Ms M De Goede (Director: Infrastructure Planning)
- Project Sponsor: Mr B G Gcaba (Chief Director Infrastructure Development)
- Project Control Group: HIAC
- Infrastructure Development: Mr B G Gcaba (Chief Director Infrastructure Development)
- Project Approver: Mr B G Gcaba (Chief Director Infrastructure Development)
- Project Verifier: Ms M De Goede (Director: Infrastructure Planning)

### 1.5.2. Stakeholders

Challenge Members include:

- National Department of Health
- Provincial Treasury
- Applicable Municipalities
- Organised Labour
- Local Councillor
- Project Steering Committee
- Special interest groups

### 1.5.3. Implementing Agent: KZN DoH

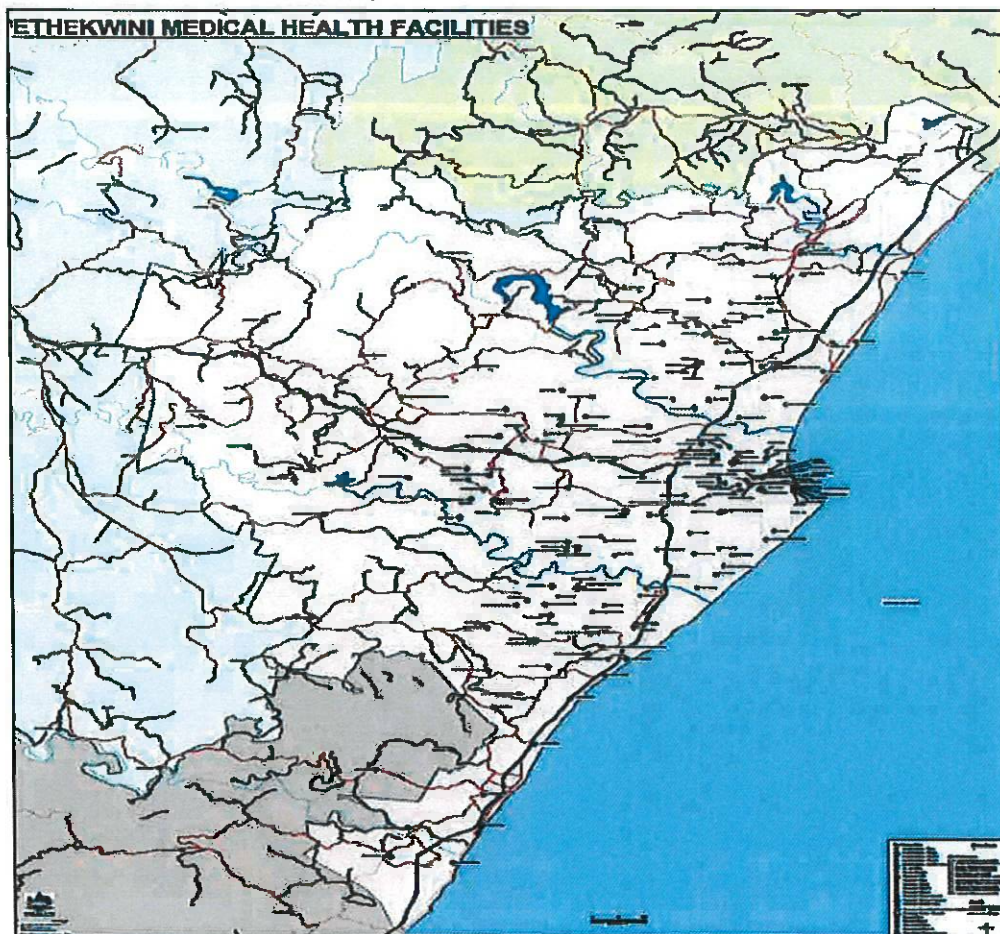
- Project Coordinator/Leader: Sihle Mazibuko
- Implementing Agent Champion: Stanley Gichia
- Project Monitor: SP Majola
- Professional Service Providers
  - Professional Civil & Structural Engineer To be procured under same PSP
  - Professional Mechanical Engineer (wet services) To be procured under same PSP
  - Professional Electrical Engineer To be procured under same PSP
  - Professional Engineer (fire specialist) To be procured under same PSP
  - Environment, Health & safety: To be procured under same PSP
  - Professional Draftsperson To be procured under same PSP
  - Civil Engineering Contractor To be procured under same PSP
  - Fire Fighting Installation Contractors To be procured under same PSP

### 1.6. The Site:

Nursing College and Accommodation

#### 1.6.1 Location of site:

Addington Hospital is located in the vicinity of Durban South Beach. Both the Nursing College and Accommodation is next door to the Hospital.



MAP 1: The general vicinity in EThekweni DM where Addington Nursing College & Accommodation is situated

### **1.6.2 Services Offered:**

- Antenatal Clinic / Ward 8A
- Adult Prim Health Care (Gateway)
- Audiology services
- Accident Unit (Trauma)
- Breast Clinic (OPDA)
- Beatrice Street Clinic
- Cardiac Clinic (CCU)
- Crisis Centre
- Children's Primary H/C
- Children's Outpatient Dept.
- Colposcopy Clinic
- CT Scanner
- Cystic Fibrosis Clinic
- Dental Clinic
- Dermatology (OPDD)
- Diabetic Clinic
- Dietetics Department
- ECG Department
- Emergency Unit - Casualty
- ENT Clinic
- Eye Clinic
- GI Unit
- Gynae Clinic
- Gynae Clinic / Ward 9A
- Haemodialysis Clinic
- Ikusasa Clinic
- Ischaemic Heart Disease (CCU)
- Joint Clinic (OPDA)
- Lwazi Clinic
- Medical Clinic (OPDD)




- MOPD
- Medical Reg Room
- Newlands East Clinic
- Nuclear Medicine
- Occupational Health
- Occupational Therapy
- Oncology Department
- Orthopaedic Clinic (OPDB)
- Output Location
- Pain Clinic (F4)
- Pharmacy
- Psychiatry Department
- Physiotherapy
- P.I. Clinic (MOPD)
- Post Natal Clinic
- Poly Clinic
- Rheumatology Clinic (OPDD)
- Reproductive Health
- Revenue Department
- Sinothando Centre
- Social Work Department
- Soft Tissue Clinic (F4)
- Speech Therapy
- Stomal Therapy
- Surgical Clinic (OPDA)
- Thyroid Clinic (OPDD)
- TOP Clinic (9A)
- Ultrasound Department
- Urology (OPDB)
- Theatre
- X-Ray Main

- S-Block X-Ray
- X-Ray Trauma

## 1.7 Project Background

The project was initiated after so many interruptions in water supply due to faulty plant, overflowing roof reservoir which flooded the lift shaft damaging the lift gear. An urgent delegation was approved and attached in Annexure A.

Both the Nursing college and Accommodation are situated in one building as shown on the picture below:



*PICTURE 1: Building housing both the Nursing College and Accommodation at Addington Hospital.*

### 1.7.1 Project Scope

The following is the scope of work;

Cold water:

- i. Replacement of the cold water pumps with their electrical motors, refurbish all existing pumps and electrical motors to be kept as spares
- ii. Replace existing Switchgear and Control panel (to include protection gear)
- iii. Pressure control gear
- iv. Replace all valves for cold water reticulation
- v. Repair roof reservoir for cold water
- vi. Repair cold water reticulation

- vii. Water proofing the roof and repairing existing full bores
- viii. Installing lateral fulling full bores in the cold water storage reservoir room
- ix. Inspect entire cold water reticulation system and repair and/or replace specific sections on the rising main, gravity main and reticulation for cold water
- x. Install of telemetry system to remotely monitor critical equipment and/or condition of entire system
- xi. Produce O&M manuals
- xii. Produce as-built drawings

**Hot water:**

- i. Refurbish and/or replace existing hot water plant
- ii. Replacement pumping gear for hot water
- iii. Inspect entire hot water reticulation system and repair and/or install new sections of both the rising main, gravity main and reticulation for hot water
- iv. Replace all valves for hot water reticulation system
- v. Install telemetry system to remotely monitor critical equipment and/or condition of entire system
- vi. Produce O&M manuals
- vii. Produce as-built drawings

**Wastewater:**

- i. Replace existing cast-iron sewer stack with suitable PVC material
- ii. Inspect entire wastewater reticulation system and replace and/or repair specific sections
- iii. Replace all wastewater valves
- iv. Install additional inspection and/or maintenance access points
- v. Produce O&M manuals
- vi. Produce as-built drawings

**Fire reticulation:**

- i. Re-design fire reticulation system to suit current statutory requirements
- ii. Replace existing pumping gear and refurbish existing to be kept as spares
- iii. Replace all safety, information and mandatory signage
- iv. Install telemetry system to remotely monitor critical equipment and/or condition of entire system
- v. Produce O&M manuals
- vi. Produce as-built drawings

## 1.7.2 Project Estimate

The revised project scope to include "upgrade of existing sewer reticulation" requires budget revision from the initial R8 000,000.00. The revised scope inclusive of the above additional item is estimated at R12,540,000, an amount to be confirmed after approved detailed stage 4 Feasibility Report.

## 1.7.3 Resources

The project would require the following disbursement resources

- Professional Civil & Structural Engineer (Overall accountability of entire works)
- Professional Mechanical Engineer (Wet services)
- Professional Electrical Engineer (Switchgear and Telemetry)
- Professional Engineer (Approve Fire-fighting Installations)
- Environment, Health & safety: (Health & Safety)
- Professional Draftsperson (as-built drawings)
- Civil Engineering Contractor (Construction works and installations)
- Fire Fighting Contractors (Install fire-fighting equipment)

## 1.7.4 Exclusion

- Hospital buildings

## 2. Strategic Background

### 2.1. Strategic Outcome

Sub-Programme 2.2: Community Health Clinics  
Render Health Care Service at Regional level

*SOURCE: Strategic Plan 2015-2019 KwaZulu-Natal Department of Health*

### 2.2. Strategic Objective

- Strengthen health system effectiveness
- Reduce and manage the burden of disease
- Universal health coverage
- Improved quality of health care

*SOURCE: Strategic Plan 2015-2019 KwaZulu-Natal Department of Health*

### 2.3. Project Outcome

To provide a 24hour comprehensive health care service.

### 2.4. Project Objective

Provide health care to the population of eThekweni central

## 2.5. Project Success Criteria

- To provide uninterrupted health care services
- To provide water supply that enables uninterrupted health care services

## 1.8 Statutory Requirements

### 1.8.1 Legislation

- **Legislation:**  
Public Finance Management Act
- **Policies:**  
KZN applicable Health Policies (structural Installations 2013)
- **Norms and Standards: Minimum applicable Norms and Standards**
  - i. SANS 10400, 10120, 10252/3
  - ii. DPW Civil Engineering Specifications
  - iii. Red book
  - iv. IUSS – Environment and Sustainability
- **Other requirements:**
  - i. Municipal by-laws

## 2 Technical Brief

### 2.6 Detail Scope of Work

- Section 3 is referred

#### 2.6.1 Standard specifications to be used in the project

- Red book
- DoPW Civil Engineering specifications
- SANS 10400
- SANS 10252/3

## 3 Project / Programme Management and Cost control

### 3.6 Project Management

IDMS guidelines and stage gates apply.

#### 3.6.1 IDMS guidelines

- Stage 0** PROJECT INITIATIONS: Project was identified and appears on the 2020/2021 AIP
- Stage 3** PREFEASIBILITY: The brief is deemed to satisfy Stage 3
- Stage 4** FEASIBILITY: Concept and viability report
- Stage 5** DESIGN DEVELOPMENT: Development of the design to the approved execution plan

**Stage 6 DESIGN DOCUMENTATION:**

- Deliverable Design documents complete
- o Sub-deliverable 1 Complete working drawing
  - o Sub-deliverable 2 Specifications/Bills of Quantities completed

**Stage 7 WORKS**

- Deliverable Works completion certified
- o Sub-deliverable 1 Signed contractual document received
  - o Sub-deliverable 2 Site hand over certified
  - o Sub-deliverable 3 Construction technical certifications
  - o Sub-deliverable 4 Practical completion certified
  - o Sub-deliverable 5 Retention
  - o Sub-deliverable 6 Works completion certified

**Stage 8 HANDOVER**

- Deliverable Liability acceptance by End-User
- o Sub-deliverable 1 Defects liability
  - o Sub-deliverable 2 Training concluded
  - o Sub-deliverable 3 As-built/Manuals received
  - o Sub-deliverable 4 Commissioning completed
  - o Sub-deliverable 5 Facility opened

**Stage 9 CLOSE OUT**

- Deliverable: Defects certificates or certificates of final completion issued, Final amount due to the contractor in terms of the contract is certified, Close out report is accepted
- o Sub-deliverable 1 Final completion certificate issued
  - o Sub-deliverable 2 final accounts signed
  - o Sub-deliverable 3 Final payments certified
  - o Sub-deliverable 4 Report complete and submitted for signature
  - o Sub-deliverable 5 Report approved and signed
  - o Sub-deliverable 6 Asset verified and captured

**3.6.2 Project Management Plan / Resource Management**

The following Project Management plan is a guideline.

**Table 1: Proposed Project Plan**

ITEM	ELEMENTS
Needs Assessment/Analysis:	Projects has been identified and agreed to be implemented by KZN DoH due to urgency
Implementing Agent Brief:	Herewith is the brief to the IAP to implement the project on behalf of KZN DoH
Consultancy Brief:	<p>Contractor and Technical consultant to be procured as per brief and implementation plan.</p> <p>The Consultant team: -</p> <p>Are to manage the project to successful completion within time, cost and to the required specification and to manage project associated risks for minimum impact.</p> <ul style="list-style-type: none"> <li>• Must develop, design, document, manage and close the project</li> </ul>

	<ul style="list-style-type: none"> <li>• May not proceed with any stage (IDMS) of the work until the KZN-DOH is satisfied with the stage of the project.</li> <li>• Must clarify any uncertainties, discrepancies, etc. to the satisfaction of KZN-DOH</li> <li>• Is expected to deliver a well-designed, cost effective, low maintenance facility that will suit the needs of the community and KZN-DOH</li> <li>• Must adhere to the timeframes for the work to be completed as presented.</li> </ul>
Evaluation and Engagement:	<ul style="list-style-type: none"> <li>• The project may not proceed to any stage until KZN-DOH is satisfied with the current stage (wherever that is) of the project;</li> <li>• KZN-DOH will follow the IDMS principles for approval and evaluation</li> </ul>

### 3.6.3 Project Risk Plan

The following is some of the risk identified. However, it is required that the Implementer develop a full risk plan. This is not an inclusive list and must be reviewed at each stage.

**Table 2: Risk Log**

Risk	Owner	Probability (low/med/ high)	Consequence (L/M/H)	Actions
Services are currently in a state of collapse in a functioning hospital	DoH	High	High	DoH to fast track the project. Urgent delegation approved. Specifications and Tender document completed
Performance risk by one or more components in the value chain <ul style="list-style-type: none"> <li>• IA implementing agent's failure to procure fit for purpose service providers</li> <li>• Poor performing service providers</li> <li>• Misinterpretation of the brief</li> <li>• Scope definition throughout the project life cycle</li> </ul>	DoH	Med	High	<ul style="list-style-type: none"> <li>• IA DoH to procure all fit for purpose service providers promptly, DoH to make contribution to the service providers RFP</li> <li>• Project management maturity at DoH. Good communication plan between both parties</li> <li>• Brief clarification meeting between DoH at tender compulsory site inspection</li> <li>• Brief clarification meeting when the PSP's are appointed</li> <li>• HIAC approvals</li> </ul>
Prolonged services outages in a fully operational hospital	DoH	High	High	Fit for purpose procurement (right skill and resources). Contractor to take over running and operating the system during design stage
Cost escalation beyond 20%	DoH/DoPW	Med	High	Thorough scrutiny of the stage 4-6 gate reviews (at project leader and DoH resources level and at HIAC level. Due to level of uncertainty a 10% contingency built into the tender
Contract being constantly disturbed by empowerment	DoH/DoPW	Med	High	Stakeholder management plan, Communication plan at Stage 4

Risk	Owner	Probability (low/med/ high)	Consequence (L/M/H)	Actions
groups. EThekwini is rife ground for contract high-jacking and criminal threats				

### 3.6.4 Occupational Health and Safety Baseline plan

3.6.4.1 The project must comply with the requirements of the Occupational Health & Safety Act 85 of 1993 and its regulations.

- A Construction Work Permit is required because the project exceed 365 days and will involve more than 3600 person's days of construction work.

3.6.4.2 A client who intends to have construction work carried out; must at least 30 days before that work is to be carried out, apply to the provincial director in writing for construction work permit to perform construction work.

3.6.4.3 A Health & Safety Agent must be appointed.

3.6.4.4 Health & Safety constraints must be included in the project risk log (Table 7)

### 3.7 Communication Plan

The following plan is proposed.

- o Stakeholder engagement meetings (Minutes)  
(Municipality, Facility Management, Business Forums)
- o Planning meetings (Minutes)
- o (DoH Health and Safety, Infrastructure Planning, Infrastructure Program Delivery and Infrastructure Engineering and Maintenance)
- o As needed Update meetings
- o 1 x Monthly Report back meetings (Minutes)
- o 2 x Monthly Site meetings (Minutes)

#### 4.2.1 Methodologies

Communication will be done though the following methods:

- o Meetings with minutes
- o Minutes
- o Telecommunication
- o E-mails
- o Reports
- o Letters
- o Feedback information
- o Drawings



### i. Delivery

Communication will be delivered through:

- o Telecommunication
- o E-mails
- o Hand delivered/Postal Services/Courier Services
- o Internal registry services
- o Log Books
- o Issue Sheets

### ii. Personnel

Communication will be between KZN-DOH Infrastructure Development (KZN-DOH ID) and: -

- o Addington Hospital Management and Maintenance staff
- o KZN-DOH District
- o Service Providers
  
- **Communication is expected to take place between:**
  - o KZN-DOH ID, service providers and the facility on all infrastructure projects by means of a specific Annexure B for Addington Hospital
  
- **Communication is expected to take place between:**
  - o KZN-DOH eThekweni Region and Community Stakeholders (Ward Council for SMME's and labour groups)
  - o IA (DoPW) and Consultants/Contractors
  - o IA (DoPW) and Addington Hospital
  - o Between Consultants

## 3.8 Project Milestones

Table 3: MILESTONES and TASKS

Milestone	Anticipated Completion Date	% Project Complete
PROJECT INITIATION DATE	18/09/2019	0
STAGE 3 BRIEF	10/09/2020	90%
STAGE 4 FEASIBILITY	10/09/2020	20%
SATGE 5 & 6	10/09/2020	0%
TENDER	10/10/2020	0%
CONSTRUCTION	20/11/2021	0%
Construction 0 - 25%	31/12/2020	0%
Construction 26 - 50%	30/01/2021	0%
Construction 51 - 75%	28/02/2021	0%
Construction 76 - 100%	30/03/2021	0%
PRACTICAL COMPLETION	30/03/2021	0%
HANDED OVER	01/06/2021	0%
WORKS COMPLETION	30/03/2021	0%
FINAL COMPLETION	30/03/2021	0%
CLOSE OUT	30/03/2021	0%

### 3.9 Project Cost Breakdown

The project cost is made up of the following elements:

**Table 4: PROJECT COSTS**

Building Cost (incl. VAT)		
Funding source	HFRG	
Budgetary Item	Amount	Explanatory Notes
Current Estimated Cost	R 9 500 000,00	First order estimate. Better estimate obtained at Stage 4, after investigation
Pre-tender escalation	R 475 000,00	5%
Post-tender escalation	R 475 000,00	5%
Estimated Fees	R 1 140 000,00	As a 12% of construction cost
Contingency	R 950 000,00	10% provision
<b>Estimated Cost (incl. VAT)</b>	<b>R 12 540 000,00</b>	

The Project Leader and Project Manager are responsible to ensure that necessary controls are in place and that the budgets are not exceeded without a fully motivated and approved submission to the CFO and HOD.

The District mentioned shall be responsible

**Table 5: Responsibilities for EThekwinl District Office**

Annual Operating Cost (incl. VAT)		
Funding source		
Budgetary Item	Amount	Explanatory Notes
Servicing	R 500,000.00	Maintenance contract estimate (Corrective and preventative)
Food, catering services	R 0	
Rates & taxes	R 0	
Lease costs	R 0	
Legal	R 0	
Consumables	R 0	
<b>Estimated Annual Operating Cost (incl. VAT)</b>	<b>R 5,000,000</b>	

**Table 6: Estimated Monthly Cash-flow (AIP) for Financial year 2020-2021**

Estimated Cash-flow for current year (Total Construction cost + Fees, incl. VAT)											
Apr	May	Jun	Jul	Aug	Sep	Oct	Nov	Dec	Jan	Feb	Mar
0	0	0	0	0	0	0	0	0	0	1,250,000	2 540 000

**Table 7: Estimated Monthly Cash-flow (AIP) for Financial year 2021-2022**

Estimated Cash-flow for current year (Total Construction cost + Fees, incl. VAT)											
Apr	May	Jun	Jul	Aug	Sep	Oct	Nov	Dec	Jan	Feb	Mar
1 750 000	1 750 000	1 750 000	1 750 000	1 750 000	0	0	0	0	0	0	0

**Table 8: Projected Annual Cash-flow (U-AMP)**

MTEF and beyond	Fees/Construction	Total
Yr 20/21	R 2,000 000.00	R 2,000 000.00
Yr 21/22	R 7,500 000.00	R 7,500 000.00
Yr 22/23	R 0	R 0
<b>TOTAL</b>	<b>R 9 500 000.00</b>	<b>R 9 500 000.00</b>

### 3.10 Expanded Public Works Programme and Community Participation Goal

#### 3.10.1 EPWP

	EPWP Minimum Requirement	Project Values in Rand and minimum guidelines	Between 2 Million up to 10 Million	Between 10 Million up to 30 Million	Between 30 Million up to R 99 Million	From 100 Million and above
Reporting	All required	All required	All required	All required	All required	All required
Local Area	10 km radius	10 km radius	Local Municipality 60% @ 10 km radius	District Municipality 90% Local Municipality	KZN Province 80% District 60% Local Municipality	South Africa 80% KZN 60% District 40% Local Municipality
Branding	Not Required	Site only	Site and Uniform	Site Uniform and tender documentation	Site Uniform and tender documentation	Site Uniform and tender documentation
Recruitment	Managed via Councillor and Hospital Board/Clinic Committee	Managed via Councillor and Hospital Board/Clinic Committee	According to DOPW Recruitment guideline document	According to DOPW Recruitment guideline document	According to DOPW Recruitment guideline document	According to DOPW Recruitment guideline document
PSC	Not Required	Hospital board /Clinic Committee	Hospital board /Clinic Committee	Full PSC,CIDB Guidelines to be followed	Full PSC,CIDB Guidelines to be followed	Full PSC,CIDB Guidelines to be followed
CLO	Not Required	Required	Required	Required	Required	Required
Tender Specification	Not Required	Required	Required	Required	Required	Required

#### 3.10.2 Reporting Requirements:

- o Employment Contracts
- o Copies of ID documents
- o Photographs of employees
- o Proof of daily attendance
- o Proof of wage payments

## 4 Procurement

### 4.6 Procurement Strategy

Design and construct (Design approved by HIAC).

#### 4.6.1 Primary and Secondary Objectives

To procure fit for purpose service providers.

#### 4.6.2 Delivery Management Strategy

Design and build (Design by professionally registered professional or accredited by an externally recognized country-wide organization)

##### 4.6.2.1 Professional Services

The project team should be made up of the following disciplines possessing adequate experience in the specific field:

- i. Civil Engineer
- ii. Mechanical Engineer-Wet Services (for all the work in the ducts)
- iii. Fire specialist
- iv. Water pressure and leak detector specialist
- v. CCTV Camera specialist
- vi. Health and Safety

The proposed contracting arrangements

Contracting Arrangements for Professional Services				
Professional services needed	Procurement Strategy / Type of Appointment	Contracting strategy	Pricing Strategy	Form of Contract
Project Manager with full professional Team	Investigate, Design and manage construction	Open Tender for Design and build	Open Tender	GCC with a professional services contract
Contractor with domestic sub-contractor	Contract	Open Tender for Design and build	Open Tender	GCC

##### 4.6.2.2 For Works

The proposed strategic arrangements

Delivery Management Strategy for Works			Contracting Arrangements for Works			Procurement Arrangements for Works		
Delivery Mode	Implementer	Estimated Project Control Budget (R.m)	Contracting strategy	Pricing strategy	Form of Contract	Procurement Procedure	Estimated Bid/Tender Award Date	Comments / Current Stage
Individual Project	DOH	R9,500,000	Design and Build	BOQ	GCC	Public Open Tender	30/11/2020	Identified

#### 4.6.3 Implementation Strategy

No decanting required. Services should be operational and shutting of services should be coordinated with hospital management

### 5 External Appointments

#### 5.1.1 Appointment of External Service Providers

The Implementing Agent (IA) KZN DoH will enter into a legally binding agreement with a professional – contractor consortium or entity. However, over and above the agreements, the following expectations by KZN-DOH from the consultants are highlighted:

- Cost effective proposals including where possible alternative economical proposals
- A Maintenance conscious facility and including a baseline maintenance plan at the end of the project
- An Environmental conscious facility
- A Facility to promote healing
- A Facility that will stand the test of time
- Consideration to alternative, but tested and accepted construction methods, systems and installations
- Timeous response time and provision of documents including the following:
  - Programmes and milestones
  - Designs, reports and specifications
  - Cost reports
  - EPWP reports
  - Completion certificates
  - As-built drawings, specifications, manuals, baseline maintenance plan, certificate
  - Close-out report
- Compliance to Legislative requirements
- Compliance to Policies
- Compliance to Norms and Standards (both National and Provincial)

#### 5.1.2 Additional Requirements

The IA will enter into a legally binding agreement with the Professional -Contractor. However, over and above the agreement, the following expectations by KZN-DOH from the Professional – Contractor Consortium are highlighted:

- Effective Time management
- Effective Project Management
- Effective Cost Management
- Effective Resource Management
- Effective Communication
- Adherence/Compliance to all applicable Legislation
- Adherence/Compliance to all applicable policies
- Adherence/Compliance to all applicable norms and standards
- Compliance to Norms and Standards (both National and Provincial)

## **5.2 Roles and Responsibilities of the Department of Health**

The roles and responsibilities are highlighted below:

- Effective management and co-ordination of all stages of the project
- Effective management and co-ordination to al legislative requirements
- Manage quality control and compliance.
- Effective manage Procurement preparation processes in terms of the PFMA, SIPDM and Treasury Regulations.
- Manage the Contract (SCM)
- Manage the project using best practices
- Effective Financial management.
- Effective Time Management
- Manage completion processes and retention periods.
- Manage timeous and complete Close-out of Project including as-built documentation, manuals compliance certificates and related documentation.
- Manage all required reporting, documentation and archiving of documents

## I. Contact Numbers

### Stakeholder

Department of Health  
Assistant Project Leader  
Tel 033-940 2517  
Mobile 060 843 4745  
Email [thanduxolo.dlamini@kznhealth.gov.za](mailto:thanduxolo.dlamini@kznhealth.gov.za)

Department of Health  
Project Leader  
Tel 033-940 2510  
Mobile 084 214 7889  
Email [edward.chiro@kznhealth.gov.za](mailto:edward.chiro@kznhealth.gov.za)

Facility  
Contact Person  
Tel 031-327 2000  
Mobile 067 697 8844  
Email [mthethelel.ndlangisa@kznhealth.gov.za](mailto:mthethelel.ndlangisa@kznhealth.gov.za)

EThekweni Health District  
Contact Person  
Tel 031-240 5308  
Mobile 083 798 4007  
Email [penny.msimango@kznhealth.gov.za](mailto:penny.msimango@kznhealth.gov.za)

Engineering and Technical Services  
Contact Person  
Tel 033-940 2512  
Mobile 063 694 5210  
Email [sibusisothandanani.mhlongo@kznhealth.gov.za](mailto:sibusisothandanani.mhlongo@kznhealth.gov.za)

Programme Delivery  
Contact Person  
Tel 033-940 2560  
Mobile 078 089 5556  
Email [gugu.masondo@kznhealth.gov.za](mailto:gugu.masondo@kznhealth.gov.za)

Infrastructure Development Unit  
Contact Person  
Tel 033-940 2554  
Mobile 063 698 4505  
Email [bongi.gcaba@kznhealth.gov.za](mailto:bongi.gcaba@kznhealth.gov.za)

## 6 Part 6 – Signatures

### Signatories

The following have been fully advised and have read and understood the contents of this document.

Name: Mr T Dlamini PrTechEng  
Designation Engineering Technologist  
Date: \_\_\_\_\_  
Signature: \_\_\_\_\_

Name: Mr ET Chiro PrEng  
Designation Chief Engineer  
Date: \_\_\_\_\_  
Signature: \_\_\_\_\_

Name: Dr M Ndlangisa  
Designation CEO: Addington Hospital  
Date: \_\_\_\_\_  
Signature: \_\_\_\_\_

Name: Mrs P Msimango  
Designation Chief Director: EThekweni Health District  
Date: \_\_\_\_\_  
Signature: \_\_\_\_\_

Name: Mr ST Mhlongo  
Designation Director: Engineering and Technical Services  
Date: \_\_\_\_\_  
Signature: \_\_\_\_\_



# **ANNEXURE 2**



**KWAZULU-NATAL PROVINCE**

**HEALTH**  
REPUBLIC OF SOUTH AFRICA

Occupational Health and Safety Specification

## **ADDINGTON HOSPITAL**

**Refurbishment and Upgrading of Cold water, Hot water, Wastewater and Fire reticulation at Addington Nursing College & Accommodation**



## **KWAZULU-NATAL PROVINCE**

**HEALTH**  
REPUBLIC OF SOUTH AFRICA

### **1. Introduction**

The Department of Health Kwa Zulu Natal enters into contracts with Contractors for the **Refurbishment and Upgrading of Cold water, Hot water, Wastewater and Fire reticulation at Addington Nursing College & Accommodation**. This document describes the requirements of compliance to which the Principal Contractor is to adhere in relation to the scope of works. This document defines the minimum management requirement that is to be implemented by the Principal Contractor for the management of Health and Safety on the Health care facility.

The aim of this document is to present the health and safety aspects that need to be controlled and managed on this contract. The client reserves the right to make changes as and when the Client deems fit to address issues of Occupational Health & Safety (OHS) Compliance. The Client will not entertain any claim of any nature whatsoever which arises as a result of costs incurred or delays being experienced due to the Contractor not complying with the requirements of this document or any other applicable legislative requirements imposed on the contractor.

The Principal Contractor will be required to submit a Health and Safety File for approval prior to commencement of work. Arrangements for such approval shall be made with the OHS Department. The Principal Contractor shall submit proof that its appointed contractors Safety file has been approved.

## **2. Definitions & Abbreviations**

**2.1 “Client”** means KZN Department of Health

**2.2 “CR”** refers to the Construction Regulations 2014

**2.3 “OHS”** means Occupational Health and Safety

**2.4 “DoL”** refers to the Department of Labour

**2.5 “DOH”** refers to the Department of Health

**2.6 “NIHL”** refers to the Noise Induced Hearing Loss Regulations

**2.7 “HCS”** refers to the Hazardous Chemical Substances Regulations

**2.8 “GSR”** refers to the General Safety Regulations

**2.9 “GAR”** refers to the General Administrative Regulations

**2.10 “FR”** refers to Facilities Regulations

**2.11 “PPE”** means Personal Protective Equipment

**2.12 “MSDS”** means Material Safety Data Sheets

**2.13 “EIR”** refers to the Electrical Installations regulations

**2.14 “EMR”** refers to Electrical Machinery Regulations

**2.15 “ERW”** refers to Environmental Regulations for Workplaces

**2.16 Principal Contractor** means an employer appointed by a Client to perform Construction Work

**2.17 Construction Work** means any work in connection with-:

(a) the construction, erection, alteration, renovation, repair, demolition or dismantling of a addition to a building or any similar structure or;

(b) the construction, erection, maintenance, demolition or dismantling of any bridge, dam, road, railway, runway, sewer or water reticulation system, or the moving of earth, clearing of land, the making of excavation, pilling, or any similar civil engineering structure or type of work.

**2.18 Construction Manager** means a competent person responsible for the management of the physical construction process and the co-ordination, administration and management of resources on a construction site

**2.19 Construction Supervisor** means a competent person responsible for supervising construction activities on a construction site

**2.20 Competent Person** means a person who –

- (a) Has in respect of the work or task to be performed the required knowledge, training and experience and where applicable, qualifications, specific to that work or task. Provided that where appropriate qualifications and training are registered in terms of the provisions of the National Qualifications Framework Act, 2000 (Act No. 67 of 2000), those qualifications and training must be regarded as the required qualifications and training, and
- (b) Is familiar with the Act and with the applicable regulations made under the Act

**2.21 OHS Plan** means a site, activity or project specific documented plan in accordance with the Client's Health & Safety Specification

**2.22 Health & safety File** means a file or other record containing information in writing required by Construction Regulations 2014.

**2.24 Hazard Identification and Risk Assessment and Risk Control (HIRA)** means a documented plan, which identifies hazards, assesses the risks and detailing the control measures and safe working procedures, which are to be used to mitigate and control the occurrence of hazards and risks during construction or operation phases.

**2.24 The Act** means, unless the context indicates otherwise, the Occupational Health and Safety Act, 85 of 1993 and Construction Regulations 2014 promulgated there under, (OHSA).

**2.25 Hazard** means a source of or exposure to danger

**2.26 Risk** means the probability or likelihood that a hazard can result in injury or damage.

**2.27 Hazardous Chemical Substance (HCS)** means any toxic, harmful, corrosive, irritant or asphyxiant substance, or a mixture or substances, for which an occupational exposure limit is prescribed, or an occupational exposure limit is not prescribed, but which creates a hazard to health

**2.28 Construction Plant** encompasses all types of plant including but not limiting to, cranes, piling frames, boring machines, excavators, dewatering equipment and road vehicles with or without lifting equipment.

**2.29 Fall prevention equipment** means equipment used to prevent persons, tools or machinery from falling from a "fall risk" position, including personal protective equipment, body harness, body belts, lanyards, lifelines or physical equipment, guardrails, screens, barricades, anchorages or similar equipment.

**2.30 Fall risk** means any potential exposure to falling either from, off or into.

**2.31 Fall protection plan** means a documented plan which includes:

- a) all risks relating from a fall risk position, considering the nature of work undertaken;
- b) the procedures and methods to be applied in order to eliminate the risk; and
- c) a rescue plan and procedures

**2.32 Scaffold** means a temporary elevated platform and supporting structure used for providing access to and supporting workmen or materials or both

**2.33. Occupational Health Practitioner** refers to either Doctors or Nurses with the following requirements:

**Doctors**

- (a) Registered and in good standing with the Health Professions Council of South Africa (HPCSA)
- (b) has a tertiary qualification in Occupational Health or Medicine which is registered as an additional qualification with HPCSA or
- (c) be registered as a specialist in Occupational Medicine with HPCSA

**Nurses**

- (a) registered and in good standing with the South African Nursing Council (SANC) and
- (b) have a tertiary qualification in Occupational Health Nursing that is recognised and registered with SANC

**2.34 dead** means at or about zero potential and isolated from any live system;

**2.35 earthed** means connected to the general mass of earth in such a manner as will ensure at all times an immediate safe discharge of electrical energy;

**2.36 "live" or "alive"** means electrically charged

**2.37 portable electric tool** means any electrically operated implement, with the exception of ordinary household electrical appliances, which is designed for use with-

- (a) a flexible cord at the supply end and which is intended for use by hand and which is to be carried by hand at the place of work; or
- (b) a flexible cable at the supply end and which is intended for use by hand and which is to be moved by hand at the place of work;

**2.38 electrical contractor** means a person who undertakes to perform electrical installation work on behalf of any other person, but exclude an employee of such first-mentioned person

**2.39 electrical installation** means any machinery, in or on any premises, used for the transmission of electricity from a point of control to a point of consumption anywhere on the premises, including any article forming part of such an electrical installation irrespective of whether or not it is part of the electrical circuit, but excluding

- (a) any machinery of the supplier related to the supply of electricity on the premises;
- (b) any machinery which transmits electrical energy in communication, control circuits, television or radio circuits
- (c) an electrical installation on a vehicle, vessel, train or aircraft; and
- (d) control circuits of 50 V or less between different parts of machinery or system components, forming a unit, that are separately installed and derived from an independent source or an isolating transformer;

**2.40 installation electrician** means a person who has been registered as an installation electrician in terms of regulation 11 (2) for the verification and certification of the construction, testing and inspection of any electrical installation, excluding specialised electrical installations;

**2.41 installation work means:-**

(a) the installation, extension, modification or repair of an electrical installation;

(b) the connection of machinery at the supply terminals of such machinery; or

(e) the inspection, testing and verification of electrical installations for the purpose of issuing a certificate of compliance;

**2.42 master installation electrician** means a person who has been registered as a master installation electrician in terms of regulation 11 (2) for the verification and certification of the construction, testing and inspection of any electrical installation;

**2.43 point of supply** means the point at which electricity is supplied to any premises by a supplier;

### **3. Client Requirements**

#### **3.1 Leadership and Commitment**

The Contractor acknowledges the KZN Department of Health's strong commitment to Health and Safety and the Contractor affirms that it has a written Health and Safety Policy, and is actively supported and endorsed by the Contractor's management. The Contractor represents that its written policy is widely disseminated and understood among its employees, and that its policy includes a description of the Contractor's organization, procedures and methods of communication to and from personnel. The Contractor must provide copies of its policy and policy statement to Department of Health (DOH).

#### **3.2 Legal Requirements and Regulations for Health and Safety**

The Contractor warrants that it is familiar with the contents and implications of the applicable Legislation; codes of practice, guidelines and standards applicable to the services to be provided. The Act and the Regulations, where applicable, require development and implementation of Work Method Statements for a range of high-risk activities, which, where applicable, the Contractor must develop and implement. The Contractor must ensure that its personnel and its subcontractor's personnel have been informed of all such laws, Acts, regulations, codes of practice, guidelines and standards.

#### **3.3 Contractors' General Requirements for Health and Safety**

The Contractor is solely responsible for carrying out the work under the Contract having the highest regard for the health and safety of its employees, the KZN Department of Health's employees and persons at or in the vicinity of the Site, the Works, temporary work, materials, the property of third parties and any purpose relating to the Contractor carrying out its obligations under this Contract.

The Contractor must initiate and maintain safety precautions and programs to conform to all applicable Health and Safety laws or other requirements, including requirements of any applicable government instrumentality and DOH institutions site requirements.

The Contractor must, at its own cost, erect and maintain safeguards for the protection of workers and the public. The Contractor must manage all reasonably foreseeable hazards created by performance of the work.

#### **The Contractor must:**

- Provide all things and take all measures necessary for maintaining proper personal hygiene, ensuring safety of persons and property and protecting the environment at or near the Site



- Avoid unnecessary interference with the passage of people and property at or near the Site
- Prevent nuisance and excessive noises and unreasonable disturbances in performing the Services
- Be responsible for the adequacy, stability and safety of all of its site operations.
- Costs for the above are borne by the Contractor
- The Contractor must comply and is responsible for ensuring that all of its Sub-contractors comply with the relevant legislation(s) and statutory regulations for health and safety, the KZN Department of Health's Health & Safety requirements included in the Contract and other document pertaining to health & safety contained in the Program Health & Safety Management System and include standards, policies, procedures, guidelines and safe work instructions
- The contractor must appoint a Competent Safety Officer who will ensure that OHS Act and its regulations are implemented.
- The contractor must appointment a full time Safety Officer to ensure compliance on site.

### **3.4 Contractor's Health and Safety Management Plan**

The Contractor must prepare, implement and administer the Contractor's Health and Safety Management Plan. The Plan is in writing and must be forwarded prior to mobilisation to the site for work under the Contract to the KZN Department of Health's Safety Department for review. The Health and Safety Management Plan must comply with this Contract including Site Rules & Requirements, and applicable law relating to workplace health, safety and environmental standards. Any proposed amendments or revisions to the Contractor's Safety Management Plan are submitted to DOH for acceptance.

The Health and Safety Management Plan must provide a systematic method of managing hazards according to the risk priority and must include all mobilisation and site set-up activities. The Plan will be audited for completeness by the KZN Department of Health.

The contractor shall comply with the requirements of CR 7

The Plan must be presented and accepted by DOH BEFORE permission will be granted to the Contractor to mobilise to site

### **3.5 Legal & Site-Specific Requirements**

The Contractor shall develop, implement and administer Health & Safety Plan.

The plan shall demonstrate management's commitment to safety and include, but not be limited to, the following minimum auditable elements:

- The Contractors' Safety Policy.
- How safety responsibilities are assigned to different roles within the organisation. Identification of role of Safety Coordinator, and on-site managers

- Selection, placement and training procedures, including induction and ongoing training in 'Basic Safe Work' and Occupational Health & Safety training for newly hired or promoted supervisors.
- Occupational Health & Safety communications and meetings, including daily safe task instructions and project safety meetings.
- Assessment of sub-contractors and Service Providers, including requirements for Health & Safety Plans.
- Safety awareness.
- Nomination of personnel to carry out safety inspections.
- Contractor senior management involvement
- Rules and regulations including safety procedures the Contractor has in place for recurring work activities
- Personal protective equipment rules.
- Control of dangerous and hazardous substances
- System of hazard identification and risk control, such as Risk assessments, Daily Safe Task Instructions and communication.
- Verification procedures including
- Daily site safety inspections and audits
- Inspection of plant, tools and equipment prior to introduction to site and at least monthly thereafter
- Accident/incident reporting, recording, investigation and analysis, which ensure that corrective action, are taken and this action is communicated to report initiators
- Evacuation and emergency planning
- Rehabilitation procedures that encourage an early return to work
- Record keeping, including details of what is kept and for how long

### **3.5.1 Hazard Identification, Risk Assessment and Risk Control**

- The development of a work scope and activity risk profile identifying and considering, safety, health and environmental hazards and exposures.
- Controls to manage risks identified within the risk profile will be formalised and implemented
- Personal Protection Equipment
- The hazard identification and risk assessment process for specific operations and activities and for new activities identified after the development of the project/work scope and activity risk profile.
- The process to be used to review the effectiveness of risk controls
- Workplace hazard inspections

- The implementation of a safety observation and coaching process conducted as a minimum by persons in leadership roles
- Method by which daily activities will be assessed for hazards and controls defined before work commences
- Contractor will carry out inspections and maintain requests of the identification of and implementation of inspection and maintenance controls for plant, mobile plant, equipment and tools requiring formal management.

### **3.5.2 Risk Assessment**

- The principal contractor must, before the commencement of any work and during such work, have risk assessments performed by a competent person appointed in written.

The risk assessment should include-

- (a) the identification of risks and hazards to which persons may be exposed to
  - (b) an analysis and evaluation of the risks and hazards identified based on a documented method
  - (c) a documented plan and applicable safe work procedures to mitigate reduce or control the risks that have been identified
  - (d) a monitoring plan and
  - (e) a review plan
- Furthermore, the contractor shall conduct job/task specific risk assessment. Communication of the risk assessments shall be kept in the OHS file.
  - Risk assessment must be performed by a trained risk assessor who has been appointed in writing.
  - The principal contractor shall comply with the requirements of CR 9

### **3.5.3 Task Specific Risk Assessment**

Prior to the commencement of each work activity, a Task Specific Risk Assessment (HIRA) is completed; documented and submitted to KZN Department of Health for approval prior to the task commencing. The purpose of the HIRA is to identify all potential hazards associated with the Work and the Work environment, assess the risk these hazards present and then to provide risk control action that deals with those hazards, as well as providing to the workforce involved in the particular work activity, details of any hazards and the proposed controls.

#### **The Task Specific Risk Assessment must:**

- Describe the operation to be performed in the sequence of the basic job steps.
- Identify the hazards or potential hazards at each step.

- Identify the possible consequences for each hazard at each step.
- Assess the Initial Risk Score that each hazard presents (Probability x Severity x Frequency), the total score will be used to identify the Risk Ranking/Priority Factor.
- Once control measures have been considered and implemented, a Revised Risk Score must be allocated to each hazard.
- Identify the Site Rules that apply.
- Describe how the hazard is controlled such that the residual risk is as low as reasonably practicable and is acceptable to the work crew.
- Identify the related Work Instruction if appropriate.
- Be reviewed prior to each shift.
- Be acknowledged by way of signature of all personnel involved in the work activity

#### **3.5.4 Safety Method Statements**

- The Contractor must submit Safety Method Statements to the KZN Department of Health's nominated Representative for approval prior to the task commencing.
- The Task Items listed in the Safety Method Statement must tie up with the task items being assessed in the Task Specific Risk Assessment document.
- The Safety Method Statement must detail in a step by step and methodical manner how the task is to be done from beginning to the end and must indicate what tools/equipment will be used at each stage and/or how the work area is to be accessed.

#### **3.5.5 Hazardous Materials**

- The Contractor must set out its policy for the use, transportation, handling and storage of fuel and hazardous materials taking into account the legislative requirements. The Contractor must ensure that all hazardous materials and waste products are disposed of in accordance with applicable laws and regulations and any procedures published by DOH or in the absence of any relevant law, regulation or procedures, in accordance with sound safe practice.

#### **3.5.6 Incident Management**

- The principal contractor must appoint a competent incident investigator in writing.
- Incident management plan must be developed and implemented by the principal contractor
- All incidents must be investigated and recorded
- Reportable incidents must be reported to the Department of Labour
- Incidents must be reported to DOH within 24 hours of occurrence
- An incident register must be kept on site.

- Incident investigation report inclusive of corrective measures must be submitted to DOH

### **3.5.7 Emergency Preparedness and Procedures**

- The principal contractor must develop an emergency procedure
- The emergency procedure must have; but not limited to:
  - A detailed response procedure;
  - List of key personnel
  - Details of emergency services
  - Steps to be taken in the event of each and every specific type of emergency
- The emergency procedure must be communicated to all employees
- Emergency numbers must be known to all employees

### **3.5.8 First Aid Equipment**

- The principal contractor must appoint first aider in writing
- The appointed first aider must be in possession of First Aid Level 2 certificate.
- The contractor must provide his own first aid box

### **3.5.9 Unsafe Acts and Conditions**

- The Contractor must implement a system to recognise, correct, and report unsafe acts and conditions associated with all Site activities.

### **3.5.10 Occupational Health & Infection control**

- The contract may expose employees to biological agents; contractors must ensure that an adequate risk assessment is prepared and identifies the biological agents and controls thereof.
- Appropriate PPE must be used at all times

### **3.5.11 Extreme weather conditions**

- If weather conditions pose a threat to Health & Safety of employees, be it extreme heat, cold, lightening or any weather condition, the Principal must apply appropriate safety measures. For hot environments; cool portable water shall be provided.

### **3.5.12 Medical Certificates of Fitness**

- Prior to commencement of works; the principal contractor must submit valid medical certificates of fitness for all employees
- DOH will only accept Medical certificates of fitness obtained from an authorised Occupational health Practitioner
- A procedure to cater for employees with limitations must be developed and implemented by the contractor.
- Employees without valid medical certificates will not be allowed on site.

### **3.5.13 Plant and Equipment**

- The contractor must implement and comply with OH&S Act - Electrical Machinery Reg. 9, Driven Machinery Reg. 1 – 20, Electrical Machinery Regulations and Electrical Installation Regulations.
- The Contractor must supply, at his cost, all items of plant and equipment necessary to perform the work and must maintain all items in good order and condition.
- Should any plant or equipment become inoperable for a period considered to be harmful to the progress of the work, the Contractor, must remove the unserviceable plant or equipment and replace it with similar serviceable plant or equipment at no cost to KZN Department of Health.
- No item of plant or equipment delivered to site for this Contract is removed from the site prior to the completion of the Contract without the written approval of DOH.
- DOH reserves the right to inspect items of plant or equipment brought to site by the Contractor for use on this Contract. Should DOH Representative has the opinion that any item is inadequate, faulty, unsafe or in any other way unsuitable for the safe and satisfactory execution of the work for which it is intended, He/She must advise the Contractor in writing and the Contractor must forthwith remove the item from the site and replace it with a safe and adequate substitute.

### **3.5.14 Personnel Protective Equipment/Clothing (PPE)**

- The contractor must provide suitable and adequate PPE to all his/her employees
- PPE must be issued to all workers free of charge and a record of issuing must be kept
- Training must be provided to all employees to ensure they know how to use and maintain their PPE
- Training should include but not limited to: Cleaning of PPE, Hygiene, Correctly Putting PPE on, Inspection of PPE, Health Risks associated with the task,
- The contractor must comply with the requirements of General Safety Regulations

### **3.5.15 Working on Live Electrical Equipment / Sub-Station**

- The Contractor may not allow any work on live electrical equipment!

### **3.5.16 Elevated Work**

- The Contractor must submit a fall protection and rescue plan to DOH for approval, before any elevated work commence
- Ensure that all tools in elevated positions is attached to lanyards and be attached to either the person or structure
- Equipment in elevated positions must be tied back to the structure
- There must be no loose items in elevated positions.
- Overhead work will only be allowed only if the area below is barricaded in accordance with DOH barricading requirements.
- The contractor must implement and comply with Construction Regulations 8

### **3.5.17 Barricading requirements**

- All openings and edges must be barricaded with solid barricading to withstand an impact of at least 100kg
- Only solid barricading covered with Netting and or DOH approved equivalent barricading is allowed.
- Solid barriers to prevent persons falling into them must protect openings in floors, stairwells, staircases, open-sided buildings and any structure in the course of erection, where dangerous openings exist
- Contractors must pre-plan the delivery of floor grating, stair treads, landings and handrails to ensure safe access and protection for persons working on structures
- Barricading must be tagged, placed on register, maintained and inspected daily – The owner of the barricade's name and mobile number must appear on the tag
- All handrails and fencing must comply with DOH Standards.
- The contractor must comply with the requirements of General Safety Regulation 13 (I)

**Note: Danger tape will not be accepted as barricading!**

### **3.5.18 Working in Existing Operations**

- Work must be carried out such that no interference is caused.
- Any work which requires section of the Plant to be taken out of operation with resultant interruption to production and/or other activities must be carried out in the absolute minimum of time and be on the basis of the Contractor working around the clock (within legal parameters) for the duration of such work. The times when work of this nature can be carried out must be arranged with DOH

### **3.5.19 Lock-out Procedures**

- In operating areas lock out procedures must follow DOH I procedures.
- There must be a separate set of procedures that cover the requirements for lockout, commissioning, start-up and hand over of the completed works.

**To ensure the safety of persons working in operating plant areas, the Contractor must ensure:**

Lock-out procedure compliance

Instruction to all workmen concerned in its application and implementation

Daily checking of permits

Distribution of information and communication of any other permit system required

### **3.5.20 Notification of Construction Work**

- The principal contractor must notify the department of Labour in writing 7 days before commencement of construction works.

### **3.5.20 Fall Protection**

- The Principal contractor must designate a competent person to prepare a fall protection plan
- The principal contractor must implement the fall protection plan and amend when necessary and
- Ensure that there is continued adherence to the fall protection plan

#### **Fall protection plan must include:**

- A risk assessment of all work carried out from a fall risk position and the procedures and methods used to address all the risks identified per location
- The process of evaluation of employees medical fitness necessary to work at a fall risk position and records thereof
- A programme for training of employees working from fall risk positions and records thereof
- The procedure addressing the inspection; testing and maintenance of all fall protection equipment
- A rescue plan detailing the necessary procedure; personnel and suitable equipment required to affect a rescue of a person in the event of a fall incident to ensure that the rescue procedure is implemented immediately following the incident.
- The site manager must be in possession of the most recently updated version of the fall protection plan

#### **The Principal contractor must ensure that**

- All unprotected openings on the floors; edges; slabs; hatchways and stairways are adequately guarded; fenced or barricaded or that a similar means are used to safeguard any person from falling through such opening;
- No person/s is permitted to work in a fall risk position unless the work is performed safely as above
- Fall prevention and arrest equipment are approved as suitable and of sufficient strength for the purpose for which they are being used; with regards to the load including any person; they are intended to bear;



- Securely attached to a structure or plant and the structure or plant means of attachment thereto are suitable and of sufficient strength and stability for the purpose of safely supporting the equipment and any other person who could fall and
- Fall arrest equipment is used only where it is not reasonably practicable to use fall prevention equipment.
- The contractor must comply with the requirements of CR 10

#### **3.5.21 Scaffolding**

- The contractor must appoint a competent person to supervise scaffold (scaffold Supervisor)
- The contractor must appoint a competent person to erect scaffold (Scaffold erector) these must be 2 different persons
- The contractor must ensure that scaffold are tagged accordingly
- The contractor must comply with the requirements of CR 16

#### **3.5.22 Vehicles and mobile plant**

- The contractor must ensure that vehicles and mobile plants comply with the requirements of CR 23
- Vehicles and mobile plants must be inspected daily before use and records thereof must be kept
- Competent personnel must be appointed to use and manage such

#### **3.5.23 Housekeeping and general safeguarding on site**

- The contractor must comply with the requirements of Environmental Regulations for Workplaces (ERW) and CR 27
- The contractor must ensure continuous housekeeping on site
- Accumulated waste must be removed regularly
- The site must be kept neat and clean at all times

#### **3.5.24 Stacking and storage on site**

- The contractor must appoint in writing a competent stacking storage supervisor
- The contractor must comply with the requirements of GSR and CR 28

#### **3.5.25 Fire precautions on site**

- The contractor must minimise fire risks on site

- The contractor must comply with the requirements of ERW and CR 29

### **3.5.26 Employee Facilities on site**

- The contractor must provide adequate facilities on site i.e. toilets; eating areas; changing areas and showers etc.
- The contractor must comply with the requirements of CR 30

### **3.5.27 Portable electric tools**

- No person shall use or permit the use of a portable electric tool with an operating voltage that exceeds 50 V to earth unless-

(a) it is connected to a source of electrical energy incorporating an earth leakage protection device, the construction of which meets the requirements of the relevant health and safety standard incorporated into these Regulations under section 44 of the Act; or

(b) it is connected to a source of electrical energy through the interposition between each tool and the source of an individually double-wound isolating transformer, the secondary winding of which is not earthed at any point and the construction of which meets the requirements of the relevant health and safety standard incorporated into these Regulations under section 44 of the Act; or

(c) it is connected to a source of high frequency electrical energy derived from a generator which is used solely for supplying energy to such portable electric tool and which arrangement is approved by the chief inspector; or

(d) it is clearly marked that it is constructed with double or reinforced insulation.

- The contractor must comply with the requirements of EMR 10

### **3.5.31 Portable electric lights**

- No employer or user shall use or permit the use of a portable light where the operating voltage exceeds 50 V unless –

{a} it is fitted with a substantial handle which is made of non-hygroscopic, non-conducting material;

{b} all live metal parts or parts which may become live owing to a faulty circuit are completely protected against accidental contact.

(c) the lamp is protected by means of a substantial guard firmly fixed to the insulated handle; and

(d) the cable lead-in is such that the insulation can withstand rough use

- The contractor must comply with the requirements of EMR 11

## **4. Training and Competency**

- Prior to the commencement of the work, the Contractor must provide current documentation to the satisfaction of DOH verifying that the Contractor's personnel are competent and have the appropriate qualifications, job skills and training as required by this Contract and applicable laws.
- The Contractor must ensure that all his employees and his Sub-Contractors' employees working on the site are adequately trained in the type of work to be performed, are trained in relevant procedures and have the appropriate

qualifications, certificates and are under competent supervision. Records are to be maintained on site.

- The Principal Contractor and all contract employees are holders of current certificates or licenses, where the operation being performed requires such or applicable industry standard where legislation does not prescribe or have registered courses to meet the requirements.

#### **4.1 Induction in Health and Safety**

- The Contractor must ensure that no employee of the Contractor or its subcontractors, including transport and delivery Contractors entering the site delivering materials and/or equipment, must proceed to enter the Site or any operations area until they have received all training required under applicable laws and regulations, including, but not limited to, work activity inductions and the KZN Department of Health's Site-specific induction.
- The Contractor must also prepare and present to all its employees its own Contractor Induction, explaining the Contractor's Safety Management Plan, the Contractor's Rules, the obligations imposed by the Occupational Health and Safety Act and Regulations.
- The contractor must comply with: OH&S Act - Section 8

#### **5. Smoking**

- The Contractor must not permit smoking at the Site except within designated smoking areas.

#### **6. Intoxicating Liquor or Drugs**

- The contractor must implement and comply with OH&S Act – General Administrative Regulation 10
- Any person found on the site or attempting to enter site, in possession of or consuming intoxicating liquor or illegal drugs or considered unfit for work from the apparent influence of intoxicating liquor or illegal drugs or prescription drugs, is removed from the site.

#### **7. Housekeeping**

- The contractor must implement and comply with Construction Reg. 27
- The Contractor must maintain all work areas in a tidy state, free of debris and rubbish.
- The Contractor must dispose of all debris, rubbish, spoil and hazardous waste off site, outside KZN Department of Health's property in a designated and authorised area or facility. The Contractor should make itself aware of the KZN Department of Health's waste management plan and collection and disposal arrangements and align its waste management program accordingly.
- In cases where an inadequate standard of housekeeping has developed and compromised safety and cleanliness, DOH has the right to instruct the Contractor to cease work until the area has been tidied up and made safe.

- The Contractor must carry out regular safety/housekeeping inspections at least weekly to ensure maintenance of satisfactory standards. The Contractor must document the results of each inspection and must maintain records for viewing by DOH.

## **8. Fundamental health and safety requirements**

Before any work commences, proof of and the following non-negotiable deliverables are required:

- Incident investigation training by Construction Manager and or Safety Officer
- Letter of good standing with the Workman's Compensation Commissioner
- Legal liability training of all Supervisors and Construction Managers
- Original of the notification of construction work stamped by the Department of Labour
- Public Liability Insurance
- Competency training certificates of people to execute the job
- Method statements for work to be conducted
- A Baseline Risk Assessment
- Risk Assessments for every Job/Task
- Signed legal appointments as required by legislation
- Contractors' Safety Officer CV and competency certificates
- Health and Safety Management Plan
- Health and Safety file
- All equipment to be on a current register, backed up by relevant test certificates
- A Medical fitness certificate for each employee with Annexure 3 completed per employee
- Proof of induction (Contractor induction training)

## **9. Management of COvid-19**

### **9.1 Covid- 19 Documentation**

The principal contractor shall develop a policy on COvid-19; signed by CEO

Appoint a Covid-19 compliance officer in writing

Covid-19 prevention and management plan must be developed

Conduct a risk assessment to determine exposure to Covid-19

Daily Safety Task Instructions (DSTI's) shall include Covid-19.

## **9.2 Hand washing facilities**

Construction sites must be equipped with hand washing facilities at the usual welfare facilities.

Ensure soap and fresh water is readily available and kept topped up at all times.

Ensure regular cleaning of hand wash facilities and provide adequate bin for disposal of hand paper towels with regular disposal.

Hand washing techniques posters shall be posted around the hand washing facilities

Hand sanitising agents must also be placed at strategic areas

## **9.3 Medical Certificates of Fitness**

Principal contractor shall keep copies of employee's medical certificates of fitness on site safety file.

Having studied the medical certificates of all employees; the principal contractor must ensure that high risk employees are managed accordingly i.e. employees with underlying medical conditions

## **9.4 Screening**

The principal contractor must ensure that all personnel accessing their sites are screened.

All cases referred for testing shall be reported to relevant Department of Health's project manager.

## **9. 5 Travel to site**

The principal contractor shall arrange safe transportation of employees to and from site.

Ensure that vehicles are disinfected on daily basis.

Where single occupancy of vehicle is not practicable; employees shall sit as far apart as the vehicle allows; and all windows must be kept open.

## **9.6 Eating Areas**

The principal contractor must ensure that there are dedicated eating areas for employees.

Ensure that eating areas are kept in a hygienic condition and disinfected after use.

The contractor shall stagger breaking times to reduce congestion and contact.

Employees shall be encouraged to follow the acceptable social distancing measures and seating arrangements must be as such.

Hand washing facilities and or sanitisers must be provided in these areas.

### **9.7 Changing facilities**

The principal contractor shall introduce staggered start and finish times to reduce congestion and contact at all times.

Changing facilities shall be cleaned and disinfected regularly.

Based on the size of each facility; the contractor shall determine how many people can use a changing facility at any one time to maintain the acceptable distance

### **9.8 Avoiding close working**

There will be circumstances where it is not possible or safe for employees to distance themselves from each other by the acceptable distance.

Principal contractor shall ensure that where the acceptable distance is not practicable:-

- employees have no symptoms of Covid-19;
- allow only 1 person per m<sup>2</sup>
- PPE is worn correctly and is in line with risk assessment and
- Supervision is maintained throughout the activity.

### **9.9 Deliveries**

All personnel delivering equipment and material to site shall be subjected to screening.

Equipment and materials delivered on site must be disinfected at a designated decontamination area to avoid transition of the virus.

### **9.10 Personal Protective & Equipment Clothing**

Personal protective equipment & clothing refers to a variety of barriers, used alone or in combination, to protect against hazardous agents in the environment.

The principal contractor shall ensure that his employees and sub-contractor employees are issued with suitable PPE and that PPE is worn at all times and in a correct manner

Ensure that used PPE is disposed of in an acceptable manner.

#### **9.11 Training & awareness**

The principal contractor shall ensure continuous training and awareness on Covid-19 and measures that can be used to minimise the spread

Training to include but not limited to:-

Cough etiquette; social distancing; Hand washing; Screening station;

Correct use and disposal of PPE

Reporting of symptoms to the employer

Any other topic relevant to the pandemic.

#### **9.12 Cleaning Procedures**

The principal contractor shall establish adequate cleaning and disinfection procedures and intervals thereof.

This includes but limited to:-

- cleaning to prevent contamination
- taps and hand washing facilities
- toilet flush and seats
- door handles
- handrails on staircases and corridors
- lift and hoist controls
- machinery and equipment controls
- keyboards; photocopies and other office equipment

#### **10. Close out requirement**

The Health & Safety file for the Principal contractor and all contractors requires closure and handover to the client at the completion of the project. Documentation required includes all records from the start of the project. Daily or monthly plant inspection records are not required unless they are related to an incident. All records to be in electronic format and submitted to DOH for approval before final submission.

The list of documents to be submitted includes but not limited to:

- Client specification
- Principal contractor's OHS plan
- Covid-19 management plan
- Organograms
- Legal appointments
- Letters of good standing for the project
- Incident records
- Non-conformance records
- Audits
- Method statements
- Risk assessments
- Safe work procedures
- Medical certificates of fitness

#### 11. OMISSIONS FROM HEALTH SAFETY AND REQUIREMENTS SPECIFICATION

- By drawing up this OHS specification, DOH has endeavoured to address the most critical aspects relating to OHS issues in order to assist the contractor in adequately providing for the health and safety of employees on site. Should DOH not have addressed all SHE/Q aspects pertaining to the work that is tendered for, the contractor needs to include it in the SHE plan and inform DOH of such issues when submitting.

#### Contractor's Acceptance & Acknowledgement of the Health & Safety Specification:

I, \_\_\_\_\_ (print name in full), the undersigned responsible person (Contractors 16.1/16.2 Appointee) for:

\_\_\_\_\_  
(Company Name)  
declare that I have read, understood and accept the responsibilities and requirements of this Health & Safety Specification for the project: **Refurbishment and Upgrading of Cold water, Hot water, Wastewater and Fire reticulation at Addington Nursing College & Accommodation** will ensure that this Health & Safety Specification is communicated to the relevant parties so that the requirements hereto can be complied with.

\_\_\_\_\_  
**Contractor's Responsible Person  
(16.1/ 16.2 Appointee)**

\_\_\_\_\_  
**Date**



# **ANNEXURE 3**



**EYE SIZWE KZN MECHANICAL  
CONSULTING ENGINEERS  
PROJECT REF: ESKZN-03-2018**

**ADDINGTON HOSPITAL  
(NURSES HOME)  
-DOMESTIC HOT/COLD WATER,  
FIRE SERVICES & SEWER STACK DRAINAGE &  
FIRE DETECTION & EVACUATION-**

**(JANUARY 2021) – (REV-2)**

**-MECHANICAL FEASIBILITY / DESIGN /  
SCOPE OF WORK REPORT- (PART-1)**



**CLIENT:**

**Department of Health:  
Kwa-Zulu Natal**

**CONSULTING ENGINEERS:**

**Eye Sizwe KZN Mechanical  
Consulting Engineers (Pty) Ltd  
Unit : 9 , King Shaka Estate  
50 Valley Road , Desainager  
Tongaat , Kwa Zulu Natal  
4405**

**Contact: Mr Morgan Govender  
E-mail: Morgan.G@eyesizwekzn.co.za  
Cell: 082 920 1198  
Direct Office : (032) 9412012  
Reception : (032) 9412011**



**EYE SIZWE KZN MECHANICAL  
CONSULTING ENGINEERS  
PROJECT REF: ESKZN-03-2018**

**STAGE 4:**

Stage 4 submission to include the following documents:

- 1 Department of Health Project Leader's Report
- 2 Brief Development Report
- 3 Copy of Approved Project Brief
- 4 Copy of Stage 3 approval
- 5 Line drawings
- 6 OOM Estimate
- 7 Baseline Risk plans
- 8 Baseline Health and Safety report
- 9 Minutes of planning Meetings including those with applicable external stakeholders such as Local Governments, AMAFA, Eskom, Water affairs, and any other relevant stakeholder.
- 10 Specific requirements from relevant Head Office Programmes/Services, such as Tuberculosis Services, Primary Health Care services, etc.
- 11 ANNEXURE H: MILESTONES AND TASKS
- 12 EIA approval (if required)
- 13 PDA approval (if required)
- 14 AMAFA approval (if required)
- 15 Confirmation of property ownership
- 16 A basic condition assessment is required that include the following (as applicable)

Existing structures (include types, sizes, materials, etc)

- Type of construction
- Status of foundations
- Status of structural elements
- Status of walls
- Status of roofs and ceilings
- Status of windows and doors
- Status of external finishes
- Status of internal finishes
- Status of all fittings ( please breakdown per discipline type)
- Is there any asbestos in/on the facility?

State of maintenance

- Underground structures
- Type of structure (including size, depth, access, etc)
- State of repair

All services (overhead, above and underground, external and internal - include availability, type, size, depths, current state, connection points, etc)

- Water
- Storm water
- Sewer
- Waste (all types)
- Ventilations systems
- Electrical
- Lifts, hoists, chairlift, etc
- Medical gasses
- Fire
- Steam
- All communication systems

<input type="checkbox"/>
<input type="checkbox"/>
<input type="checkbox"/>
<input type="checkbox"/>
<input type="checkbox"/>
<input type="checkbox"/>
<input type="checkbox"/>
<input type="checkbox"/>
<input type="checkbox"/>
<input type="checkbox"/>
<input type="checkbox"/>
<input type="checkbox"/>
<input type="checkbox"/>
<input type="checkbox"/>
<input type="checkbox"/>
<input type="checkbox"/>
<input type="checkbox"/>
<input type="checkbox"/>
<input type="checkbox"/>
<input type="checkbox"/>
<input type="checkbox"/>
<input type="checkbox"/>
<input type="checkbox"/>
<input type="checkbox"/>
<input type="checkbox"/>
<input type="checkbox"/>
<input type="checkbox"/>
<input type="checkbox"/>
<input type="checkbox"/>
<input type="checkbox"/>



**EYE SIZWE KZN MECHANICAL  
CONSULTING ENGINEERS  
PROJECT REF: ESKZN-03-2018**

**STAGE 4 (Cont):**

17 Design proposal which must include the following:

Options (incl design, procurement and construction) considered (preferably 3)

Which Option is being recommended and why?

What "Green initiatives" are considered and why?

Any deviation from the scope/brief and why?

Does the facility comply with:

NBR (National Building Regulations) and SANS 10400?

IUSS

Ideal clinic requirements

National Core Standards

DOH Standards

What are the areas of non-compliance?

Please confirm that the following has been addressed in the above documents:

Influencing land issues (eg Informal settlements on site or close by, environmentally sensitive areas, high crime areas, etc)

Full survey of the site including the following:

North point

Prevailing wind direction

All boundaries and corners with co-ordinates

Cadastral survey with 0,5 to 1m contours

Access roads

Building lines, flood lines, servitude, etc

Access points and/or entrances

Fencing and security points - type, height, status

Neighbouring structures

All existing structures surveyed

All underground structures determined

All above ground services with connection points, types, materials, depths, sizes and status

All underground ground services with types, materials, depths, sizes and status

Environmentally sensitive areas

Trees and other special vegetation

Graves

Did you invite the following:

Head Office programme /Service

District Manager

CEO/ Manager of the Facility

Implementing Agent Project Leader

Professional Service Providers

All projects exceeding R100 million

National Department of Health

Has the document been signed off by:

Head Office programme /Service

District Manager

CEO/ Manager of the Facility

Implementing Agent Project Leader

Professional Service Providers





--




<b><u>INDEX – STAGE 4</u></b>	<b><u>PAGE</u></b>
<b>ITEM 2: BRIEF DEVELOPMENT REPORT.....</b>	<b>(5)</b>
<b>ITEM 3: PROJECT BRIEF.....</b>	<b>(6&amp;7)</b>
<b>ITEM 5: LINE DRAWINGS</b>	
i) DOMESTIC COLD WATER.....	(8)
ii) FIRE WATER SERVICES.....	(9)
iii) HOT WATER PLANT SERVICES.....	(10)
<b>ITEM 6: OOM ESTIMATE</b>	
i) OPTION – 1.....	(11)
ii) OPTION – 2.....	(12)
<b>ITEM 7: BASELINE RISK PLANS.....</b>	<b>(13,14,15)</b>
<b>ITEM 8: BASELINE HEALTH &amp; SAFETY REPORT.....</b>	<b>(16 to 33)</b>
<b>ITEM 16: BASIC CONDITION ASSESSMENT</b>	
i) DOMESTIC WATER SYSTEM.....	(34)
ii) HOT WATER SYSTEM.....	(35)
iii) FIRE WATER SYSTEM.....	(35)
iv) SEWER STACK SYSTEM.....	(35)
v) FIRE DETECTION.....	(35)
vi) SPRINKLER SYSTEM.....	(35)
vii) DESCRIPTION OF PICTURES.....	(36 to 49)
<b>ITEM 17: DESIGN PROPOSAL.....</b>	<b>(50 to 52)</b>



**EYE SIZWE KZN MECHANICAL  
CONSULTING ENGINEERS  
PROJECT REF: ESKZN-03-2018**



**HEALTH**  
KwaZulu-Natal

**STAGE: 4 (ITEM:2 BRIEF DEVELOPMENT REPORT)**

**MECHANICAL SERVICES:**

The site was visited on Tuesday 24<sup>th</sup> July 2018 with Mr T Chiro of the Department of Health. During the time of visit there was some site disruption from occupants due to poor services in building. Hospital maintenance pointed out that there was no hot & cold water to building. The hot water basement was being flooded from leaking pipes.

The site was re-visited by us on the 25<sup>th</sup> July 2018 for full investigation.



**STAGE 4 – (ITEM:3 PROJECT BRIEF)**

**INTRODUCTION:**

This report is based on an existing infrastructure high rise building, referred to as the nurse's residence.

From the initial report it can be seen that the services are in a poor state and in urgent need of repairs and replacement of pipe work and some equipment. Further the repairs and upgrade to be carried out has to make the building fully compliant for its occupational use.

Due to the fact that the infrastructure and services are existing, there is no need for a major re-design of existing services, as this would be a fruitless expenditure, ie: The existing services will be improved on and replaced.

The principal scope of work guideline would be to retain existing major equipment such as hot water storage tanks and the heat pump units and service them to good working condition.

All existing pipework in shafts which have long exceeded their life span, and being severely subjected to corrosion; these must be replaced with new pipe work but with a view to a more corrosive resistant material.

**Management Strategy:** The retrofit work implementation will involve the following strategy:

- i) Due to the fact the building remains occupied during the construction stage, the plan would be to carry out the works with little or no disruption to existing services.
- ii) The following methods can be implemented: -
  - (a) Where possible install new pipe work adjacent to existing to be removed and then do connection from existing points to new, one at a time.
  - (b) Where equipment to be removed (Run/Standby), replace one equipment at a time.
  - (c) New ground level water storage tanks and new pipe work links into building are new. This work can be carried out without disruption.



**EYE SIZWE KZN MECHANICAL  
CONSULTING ENGINEERS  
PROJECT REF: ESKZN-03-2018**

(d) Fire services on each point can be done individually without disruption. The fire pump replacement will pose no disruption as the existing is not in operation anyway.

(e) Fire detection installation will be new (currently non-existent), hence there will be minimal disruption.

(f) One-Off roof tank repairs currently dry and not in operation, remedial works will cause no disruption. This work will be done after the installation of the proposed new ground tank back up.

**(g) Sewer Stacks (Vertical & Horizontal)**

Due to the challenge, that this will be in use during the retrofit process, new mains will have to be installed adjacent to existing pipework. The one off final connection from each wing to stack will have to be co-ordinated on site when students are at classes.

The use of uPVC pipe work which is corrosive resistant and lighter to handle will also facilitate the retrofit work.

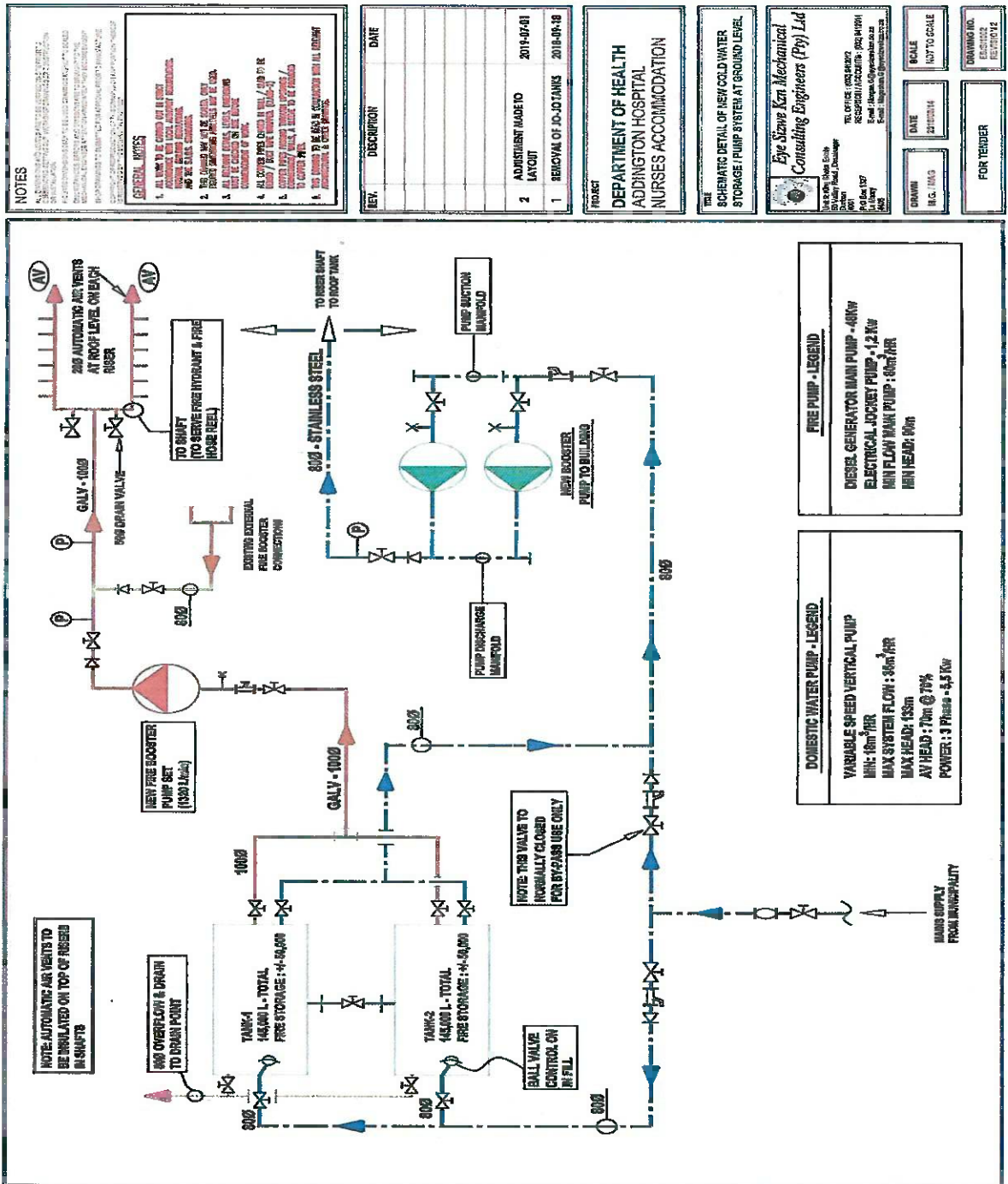
All support brackets will be stainless steel.





**EYE SIZWE KZN MECHANICAL  
CONSULTING ENGINEERS  
PROJECT REF: ESKZN-03-2018**

**STAGE 4 – (ITEM:5 LINE DRAWINGS)**





**EYE SIZWE KZN MECHANICAL  
CONSULTING ENGINEERS  
PROJECT REF: ESKZN-03-2018**

**NOTES**

ALL WORK SHALL BE IN ACCORDANCE WITH THE SANS STANDARDS AND CODES OF PRACTICE. THE CONTRACTOR SHALL BE RESPONSIBLE FOR OBTAINING ALL NECESSARY PERMITS AND APPROVALS FROM THE APPLICABLE AUTHORITIES. THE CONTRACTOR SHALL BE RESPONSIBLE FOR THE PROTECTION AND PRESERVATION OF ALL EXISTING UTILITIES AND STRUCTURES. THE CONTRACTOR SHALL BE RESPONSIBLE FOR THE PROTECTION AND PRESERVATION OF ALL EXISTING UTILITIES AND STRUCTURES.

REV.	DESCRIPTION	DATE

**PROJECT**  
DEPARTMENT OF HEALTH  
ADDINGTON HOSPITAL  
NURSES ACCOMMODATION

**TITLE**  
SCHEMATIC OF EXISTING ROOF TANKS  
& DROPPERS - DOMESTIC WATER

**Eye Sizwe Kzn Mechanical Consulting Engineers (Pty) Ltd**  
101 The Square, Suite 101, Rosebank, Johannesburg, South Africa  
Tel: 011 533 1000  
Fax: 011 533 1001  
Email: info@eyesizwe.co.za

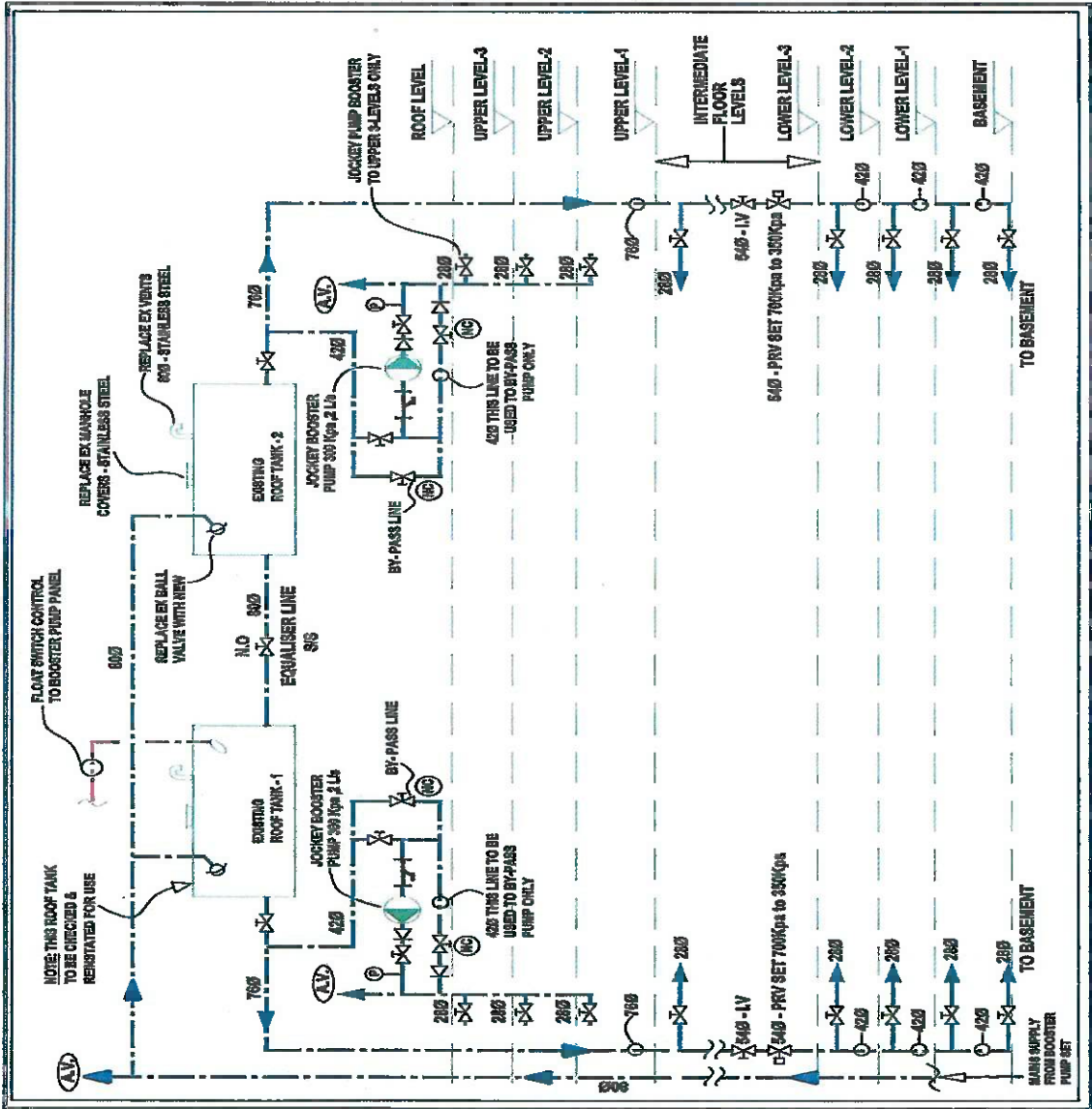
**DRAWN**  
U.S. /TAS

**DATE**  
27/03/23

**SCALE**  
NOT TO SCALE

**DRAWING NO.**  
ESKZN-03-2018-010

**FOR TENDER**





**EYE SIZWE KZN MECHANICAL  
CONSULTING ENGINEERS  
PROJECT REF: ESKZN-03-2018**

**LINE DRAWING  
ATTACHED ON NEXT  
PAGE**



**EYE SIZWE KZN MECHANICAL  
CONSULTING ENGINEERS  
PROJECT REF: ESKZN-03-2018**

**STAGE 4 – (ITEM:6 OOM ESTIMATE)**

**OPTION: 1 – BUDGET ESTIMATE - UPDATED - 21/01/2021**

Ref	Description	Nett Amount
i)	Domestic/Fire Wet Services including Storage Tanks & Booster Pumps	R 4,730,546-00
ii)	Hot Water System Retrofit	R 4,983,000-00
iii)	Sewer Stack & Connection to External Manholes (Provisional Sum)	R 960,000-00
iv)	Fire Detection & Alarm Evacuation	R 4,714,739-25
v)	Sprinkler System	R 9,464,974-00
vi)	Fire Stops/Fire Signage's	R 120,000-00
vii)	Associated Builders Work	R 350,000-00
	Add: Contingency	R 300,000-00
	Total Nett	R 25,623,259-25
	Vat @ 15%	R 3,843,488-89
	<b>Final Total</b>	<b>R 29,466,748-14</b>

**\*\*Note: The above estimate excludes any consultant's fees.**



**EYE SIZWE KZN MECHANICAL  
CONSULTING ENGINEERS  
PROJECT REF: ESKZN-03-2018**

**STAGE 4 – (ITEM:6 OOM ESTIMATE)**

**OPTION: 2 – BUDGET ESTIMATE - UPDATED - 21/01/2021**

Ref	Description	Nett Amount
i)	Domestic/Fire Wet Services including Storage Tanks & Booster Pumps	R 4,730,546-00
ii)	Hot Water System Retrofit	R 2,573,263-00
iii)	Sewer Stack & Connection to External Manholes (Provisional Sum)	R 960,000-00
iv)	Fire Detection & Alarm Evacuation	R 4,714,739-25
v)	Sprinkler System	R 9,464,974-00
vi)	Fire Stops/Fire Signage's	R 120,000-00
vii)	Associated Builders Work	R 350,000-00
	Add: Contingency	R 300,000-00
	Total Nett	R 23,213,522-25
	Vat @ 15%	R 3,482,028-34
	<b>Final Total</b>	<b>R 26,695,550-59</b>

**\*\*Note: The above estimate excludes any consultant's fees.**

**\*\*Our Bill of Quantities is updated to Option: 2, updated to the current rates.**



**STAGE 4 – (ITEM:7 BASELINE RISK PLAN)**

EyeSizwe KZN are committed to designing and operating environmentally responsible installations and to design installations that are cost effective while improving the health and safety of the people who work in them, accordingly the mechanical design will incorporate all of these attributes.

**OUR CHECK LIST**

- ✓ Ownership of the mechanical agenda and on-going input with respect to sustainability performance of all aspects of the project
- ✓ Carry out all mechanical related design and work to suit
- ✓ Creating a system that is energy efficient
- ✓ Life-cycle cost assessment of sustainable design alternatives to business as usual systems
- ✓ Screen and make recommendations to assist the Client with tender evaluation
- ✓ Cost evaluation together with mechanical project management
- ✓ Prepare specifications and Bill of Quantity
- ✓ Will assure the appropriate quality systems are instituted
- ✓ Shall arrange for Client approvals in respect of designs, material etc. with project team
- ✓ Shall ensure compliance with OHS and other relevant legislation



**EYE SIZWE KZN MECHANICAL  
CONSULTING ENGINEERS  
PROJECT REF: ESKZN-03-2018**

Risks are associated with every project and should be identified in order to avoid negative impacts on the overall performance.

Effective risk management must permeate all areas, functions and processes of the project. The goal therefore must be to negotiate risks, assess these or even make these marketable and reduce them emphatically.

Each of the phases has a certain purpose and scope of work assigned. At the completion of each phase there is a decision point where risk assessment takes place. Based on the risk assessment, an appropriate decision is made regarding further actions or proceeding to the next phase.

Effective risk management requires commitment as well as the risk conscious behaviour of each individual. The motivation as well as the interplay of the team involved in the project in the end determines the quality of the work and thus the success of the project.

Risk management can therefore only be implemented and enforced effectively if communication channels in the enterprise are created, which guarantee the direction of the information to the places concerned in each case.

Risk management successfully installed in the project offers the chance to gain a clear understanding of the goals, duties and contents of the service and the feasibility of the project.



**RISK LAYOUT PLAN:**

<b>RISK MANAGEMENT PLANNING</b>	Prior to the initiation of risk management, activities in the proposed baseline (scope, schedule, and cost) are evaluated to determine their potential for risk.
<b>RISK IDENTIFICATION</b>	Identify risks that may impact the successful completion of the project. Risks are identified for the entire life cycle of the project.
<b>RISK ASSESSMENT</b>	Assess the risks to determine their likelihood and impact on the project's cost, schedule, and/or work scope.
<b>RISK HANDLING</b>	Determine the risk-handling strategy, whether (in order of preference) it is to eliminate, transfer, prevent, mitigate, or assume (accept the risk).
<b>RISK MANAGEMENT IMPACT &amp; CONTROL ACTIONS</b>	Assess the risk impact on the project and the effect of the risk handling strategies.
<b>RISK REPORTING AND TRACKING</b>	Risk reporting and tracking is the documentation of the risk management process. Each identified risk shall be documented using the Risk Assessment Worksheet. The approach to each identified risk shall be documented using the Risk Management Worksheet.





**STAGE 4 – (ITEM:8 BASELINE HEALTH & SAFETY REPORT)**

**1.0 INTRODUCTION**

This safety policy is a document which outlines EyeSizwe KZN Mechanical Consulting Engineers intent to provide safe and healthy conditions at the workplace and contains the written organisation and arrangements for carrying out the policy.

Its aim is to prevent/reduce accidents and incidents of ill health at work.

There is a legal requirement to prepare such a document under the general duties of the health and Safety at work etc Act 1974 - hereafter referred to as the 'Act'.

Not only does the Act impose duties on employers regarding their employees but also on employees themselves, self-employed people, manufacturers and designers. Therefore, due to the contractual and supervisory nature of a consultant's work in the Building Services Industry, we not only have a responsibility for our own employees on site but also in part for our contractors. This requires knowledge and practice of the Act, relevant codes of practice and guidance notes which are in our Health and Safety file in the Library. As a professional body EyeSizwe KZN Mechanical Consulting Engineers, expects its employees to be knowledgeable and aware of hazards of the industry. Regarding particular hazards such as CO<sup>2</sup>, Halon or Asbestos, engineers should at least be familiar with sources of information/guidance.

This policy comprises three parts:

The General Statement - a copy of this is on view in EyeSizwe KZN Mechanical Consulting Engineers offices

The organisation for implementing the Policy - where safety 'fits into' EyeSizwe KZN Mechanical Consulting Engineers

The Arrangements for carrying out the Policy - this identifies specific hazards that engineers are likely to encounter on site but is not an exhaustive list. This section also covers internal Office Procedures.

Familiarity with this policy and the regulations it refers to is encouraged so that its aims may be realised -

**TO REDUCE/PREVENT ACCIDENTS AND INCIDENTS OF ILL HEALTH AT WORK**



**EYE SIZWE KZN MECHANICAL  
CONSULTING ENGINEERS  
PROJECT REF: ESKZN-03-2018**

## **2.0 THE GENERAL STATEMENT**

This is the statement of the policy which summarizes EyeSizwe KZN Mechanical Consulting Engineers objectives. It is on display for all staff's perusal and a copy is also issued to all engineers on commencement of employment within EyeSizwe KZN Mechanical Consulting Engineers.

### **2.1 Health and Safety Policy Statement**

EyeSizwe KZN Mechanical Consulting Engineers aims, so far as is reasonably practicable, to ensure the health, safety and welfare of employees. As a consultancy we also have an indirect responsibility for contractors and their employees on site. However, the responsibility lies directly with the contractors themselves and is by no means relinquished by our involvement. All operatives and engineers have individual duties too.

As an employer EyeSizwe KZN Mechanical Consulting Engineers aims to:

- 1 Ensure provision of safe plant and systems of work
- 2 Ensure provision of a safe working environment and adequate facilities
- 3 Inspect plant and premises at regular intervals
- 4 Ensure arrangements for the safe handling, use, storage and transport of articles and equipment
- 5 Investigate accidents or dangerous occurrences and ensure remedial action is taken where necessary
- 6 Provide, where appropriate, protective clothing and equipment and ensure its use.
- 7 Develop the commitment of personnel at all levels through joint consultation, such as Safety Committees
- 8 Monitor the effectiveness of the policy
- 9 Consult with Safety Representatives
- 10 Respond to safety matters raised by staff
- 11 Revise the policy annually and bring to the attention of all staff.

Our objective is to obtain the co-operation of management and staff in executing the policy.

We expect all staff to familiarise themselves with the organisation and arrangements for carrying out the policy, and be aware of their responsibilities.



### **3.0 THE ORGANISATION FOR CARRYING OUT THE POLICY**

This section identifies individuals responsible for health and safety within the structure of EyeSizwe KZN Mechanical Consulting Engineers and details their responsibilities. One must bear in mind, however, that this part cannot be as specific for a Building Services Consultant as, for example, a factory or office set-up. Our movements out to different sites are such that we do not have a typical 'static' arrangement for health and safety. Therefore, although the organisation is based in the office, it has to be implemented on site. A greater reliance on individual engineer's vigilance is therefore necessary.

#### **3.1 Structure**

Directors

General Safety Officer (GSO)  
(FO)

Fire Officer

Deputy FO

All Engineers Reception

First Aid Officer (FAO)  
Deputy FAO

#### **3.2 Responsibilities**

##### **Directors**

Directors, shall be responsible for the health, safety and welfare of all members of staff. This covers both office staff and engineers on site and extends to other persons entering EyeSizwe KZN Mechanical Consulting Engineers offices.

They shall ensure that the Safety Policy is implemented through the GSO and that current legislation, Codes of Practice, etc. and any necessary changes are written into it.

They shall appraise the effectiveness of the policy on a regular basis.

##### **General Safety Officer**

The General Safety Officer, shall be responsible for the health and safety of engineers on site and also the office staff.



**EYE SIZWE KZN MECHANICAL  
CONSULTING ENGINEERS  
PROJECT REF: ESKZN-03-2018**

He shall ensure that all engineers, First Aid and Fire officers, Receptionist, and their deputies, know and fulfil their roles.

He shall report to the Directors on Health and Safety matters that she cannot resolve.

He shall ensure that all staff are made constantly aware of the Health and Safety Policy and their responsibilities. He must issue a copy to all staff on commencement of employment and obtain their signature to show their understanding and acknowledgement of it.

He shall ensure the continual revision of the policy, updating text, named persons (when personnel leave EyeSizwe KZN Mechanical Consulting Engineers offices) and the maintaining of an up to date Health and Safety Library. he shall take note of suggestions from engineers as to its revision.

He shall obtain any safety clothing/equipment deemed necessary for an engineer on site.

He shall ensure an accident record book is kept.

He shall investigate any dangerous occurrences and report to the H&S Executive Area Office in accordance with RIDDOR (1985), HSE 11 (Rev)

He shall respond to employee complaints.

He shall arrange Safety Committee meetings when necessary.

### **All Engineers**

All Engineers shall ensure the health and safety of themselves, colleagues and contractors on site. They shall read the health and Safety Policy, heed it and suggest any revisions to the GSO.

They shall notify the GSO of any Codes of Practice, guidelines, etc and safety clothing/equipment that are needed.

They shall notify Reception when leaving the office for site.

They shall ensure the Main Contractor keeps an accident book. Accidents to EyeSizwe KZN Mechanical Consulting Engineers when on site must be recorded in this site book and also in the KZN Mechanical Consulting Engineers office book.

They shall co-operate in health and safety matters relating to the office.



**EYE SIZWE KZN MECHANICAL  
CONSULTING ENGINEERS  
PROJECT REF: ESKZN-03-2018**

**Reception:**

The Duty Receptionist shall be responsible for noting down Engineers' names leaving the office for site in the Reception Diary

She shall, in the event of a fire, take the Reception Diary to the designated assembly point and hand over to the FO or Deputy FO.

She shall ensure her Deputy is familiar with these responsibilities.

**Fire Officers:**

In the event of fire, the Fire Officer or Deputy shall ensure that the Fire Brigade is called, carry out a roll call for the office (based on The Reception Diary) and report to the Directors at the assembly point.

They shall ensure fire precautions are maintained in the office areas.

- i. Reduce unnecessary storage of paper to a minimum
- ii. Ensure that all fire extinguishers are checked during the 6 monthly service
- iii. Ensure Fire Exits are not obstructed
- iv. Ensure Fire Doors are not propped open
- v. Check that during the Fire Alarm Tests that bells can be clearly heard.

They shall ensure that nobody takes personal risk in fighting a fire.

They shall ensure that their deputies are familiar with the responsibilities.

**First Aid Officer**

*T.B.A.*, as First Aid Officer, shall ensure that any injury in the office is dealt with as quickly as possible.

He shall ensure that a small stock of basic first aid equipment is kept.

He, or his deputy shall administer first aid for minor injuries.

He, or his deputy, shall ensure the emergency services are called in the case of severe injuries.

He shall ensure all accidents are recorded in the office accident book.

He shall ensure his deputy is familiar with the responsibilities.



#### **4.0 THE ARRANGEMENTS FOR CARRYING OUT THE POLICY**

This section itemises, in the form of a 'Check List', a means of carrying out the responsibilities from Section 2. It identifies hazards likely to be encountered on site together with guidelines to follow and also incorporates internal office procedures under 4.14 and 4.15

##### **4.1 General**

1. Always 'book out' by notifying Reception before visiting site. Inform Receptionist where you are going and how long you are likely to be. Inform the Site manager of your attendance on arrival.
2. On a new project it is ideal to arrange an introductory meeting with the Main Contractor's Health and Safety Manager/Officer. Enquire of the Company's safety procedures and maintaining first aid and accident reporting procedures. To ensure the continued use of an accident book on site; it seems it is necessary to treat the information in it as the basis for training and not for disciplinary action. Keep a telephone number on which the Contractor's Safety Officer can be contacted.
3. Never wear shoes with worn, slippery soles.
4. Unless it is necessary to keep it with you, put your brief case down when walking around unfinished or external areas - it is always safer to have both hands free to steady yourself.
5. When stepping onto/off unfinished raised floors, take care that all four corners of the tiles are supported.
6. When walking through a wet area, try to dry your shoes before entering other areas to avoid slipping.
7. Beware of loose clothing such as raincoats, belts, etc. - especially in the vicinity of scaffolding. Tuck tie into shirt.
8. Watch out for protruding nails in struts, shuttering, etc.
9. Take care when looking down/up shafts especially if leaning on temporary barriers or unfinished walls. Look out for falling debris and rising dust.
10. Watch out for holes/shafts that are temporarily covered.
11. Never walk on lengths of pipe or scaffold poles.



**EYE SIZWE KZN MECHANICAL  
CONSULTING ENGINEERS  
PROJECT REF: ESKZN-03-2018**

12. Do not kick/throw masonry/rubbish off roofs, scaffolds, etc,
13. When attending a site with a known environmental hazard such as excessive noise, dirt/dust or falling masonry, take some protection. We have our own earmuffs, masks and hard hats. Please notify Adrian Lee if you require use of these.
14. Obey site rules, eg wear hard hats in designated areas.
15. Do not loiter under scaffolds.
16. If you notice any practices/procedures which clearly contravene or have no regard for safety regulations, even if not part of services work, inform the appropriate employer - you have a duty to do so. If danger is imminent, stop the operative concerned.
17. Do not leave gauges, thermometers, tools, etc balanced on high level structures.
18. Do not leave tools, etc lying on machinery - it may be started up from a remote position.
19. Before lifting/moving a heavy object ensure that it has no sharp/rough edges and that the way is clear. When lifting, stand with feet apart no wider than hips, with one foot in advance of the other, bending knees to a crouch position. Keep a straight back, not necessarily vertical, get a firm grip of the object and keep the load near to the body. Lift using the thigh muscles by straightening the legs and using a knee for an intermediate support if needed. Ensure that you can see over the object you are carrying and never change grip when carrying - always stop and rest the object on a steady support before changing grip.
20. Always wash hands soon after lagging, tar, asbestos, chemical cleaning solutions, etc. Ensure stained clothes are separately washed as soon as possible.
21. Look out for rubbish and obstructions on the floor/ground and at high level.
22. Ensure stairways are sufficiently illuminated. Look out for rubbish/debris.
23. Watch out for holes and trenches - barriers or warning signs should be erected.



24. Watch out for dust hazards, rubbing down of paint, etc. Dry rubbing of known lead paint is normally prohibited.
25. Do not smoke.
26. Use/removal of asbestos must be carried out in accordance with HSE guidelines. Advice can be obtained directly from local Environmental Health Officers and they must issue a re-occupation certificate before areas, in which work has taken place, can be re-occupied.
27. Warning signs must be displayed in the vicinity of all potentially dangerous activities/hazards.
28. If an engineer injures his/her self on site, make sure this is notified to the Contractor's Safety Officer and entered in the accident book. Ask for a copy to be sent to our office.

#### **4.2 Ladders**

When using a ladder:

1. Ensure there are no tools balanced on top.
2. Look out for overhead cables.
3. Ensure it is not defective.
4. Ensure it stands on a firm base.
5. Ensure it is tied at the top if used for access to scaffolding.
6. Ensure it is set at the correct angle - about 75° to horizontal (1 in 4)
7. Carry ladders with front end elevated.
8. Never use a ladder that is not long enough - do not over-stretch.
9. Face the ladder on both ascent and descent





### **4.3 Scaffolds**

When using a scaffold look out for:

1. Absence of toe boards.
2. Absence of guard-rails.
3. Loose, split, overlapping boards.
4. Gaps in boards.
5. Obstructed walkways.
6. Bent or rusty poles.
7. Absence of bracing or tie pins.
8. Absence of base plates.
9. Wrong use of couplers.
10. Worn/rusty couplers.
11. Protruding poles especially horizontal members at head or low level
12. Do not walk on scaffold poles laid on the ground - they may roll.
13. Mobile scaffolds (towers) must not be higher than 3 or 3.5 times the shorter base width for outside and inside use, respectively.
14. Never increase the height of a tower by using a trestle, steps, etc on top.
15. Do not move a tower with someone on it.

### **4.4 Welding**

Ensure cylinders are stored properly:

1. Oxygen must be kept separately from combustible gases, eg propane, butane, acetylene.
2. Oxygen bottles should be stacked no more than four high.



**EYE SIZWE KZN MECHANICAL  
CONSULTING ENGINEERS  
PROJECT REF: ESKZN-03-2018**

3. Acetylene and liquefied petroleum gas cylinders must be kept upright.
4. Propane must be stored above ground level in well ventilated areas.
5. Watch out for welding occurring overhead - falling sparks. Welding activities should normally be screened.
6. To watch welding, wear the appropriate visor/goggles.
7. Ensure that welding is carried out in a well ventilated area - mechanical ventilation is necessary in basements, or enclosed spaces.

#### **4.5 Electrics/Powered Tools**

1. When watching operations with drills, hammers, grinders, etc, wear safety spectacles/goggles.
2. Look out for cables trailing in water/oil, etc.
3. If a machine has a guard, it must be used.
4. Ensure portable tools are used on a 110V supply with properly wired trailing leads and plug connections - 240V may only be used for site huts, fixed floodlighting and some small static machines. To aid identification, 110V plugs should be yellow and 240V plugs blue.
5. Most plant working on 415V should have a warning sign stating this.
6. Watch out for snagging overhead cables, for example, with ladders.
7. Look out for signs of damage to wires and cables.
8. Ensure proper use of plugs and do not use any equipment with bare cable ends.
9. Before opening a control panel, ensure that it is isolated by a door interlock or by other means.
10. Rubber insulating mats should be placed in front of switchgear/control panels.



**EYE SIZWE KZN MECHANICAL  
CONSULTING ENGINEERS  
PROJECT REF: ESKZN-03-2018**

11. If inspecting live apparatus, removing terminal covers, etc, two engineers must always be present.
12. Operatives must have permits to work from the employers Authorised Person in transformer rooms, switchgear rooms, etc. (the Authorised Person must have a current annual certificate issued by the Statutory Authority).

#### **4.6 Hoists**

If using a hoist, ensure:

1. That a regime of inspections is carried out and recorded in accordance with H&S recommendations.
2. There is an enclosure where necessary to prevent people being struck by a moving part.
3. Gates are provided at all landings.
4. The control rope is arranged so that the hoist can be operated from one position only.
5. The safe working load is displayed.
6. There is a proper signalling system

#### **4.7 Roofwork**

Take care when walking on a roof.

Ensure:

1. There are crawling boards on roofs of pitch greater than 30° or if the roof is slippery. If no boards or ladders are present, are there hand and footholds?
2. When working on a fragile roof, ensure use of the appropriate crawling/duck boards.
3. There is sufficient perimeter protection in the form of a handrail, etc to prevent falling over the edge.



4. There is sufficient protection/warnings on display if open expanses of asbestos cement sheets or glass are nearby.
5. All rooflights are properly covered.
6. Where other men are working underneath, precautions are taken to prevent debris falling on to them, eg netting.
7. That you do not have to balance holding a case - pass it to a colleague first if possible.

#### **4.8 Excavations**

Take care when entering dugouts.

Ensure:

1. There is sufficient support to the sides.
2. The angle of shoring is appropriate.
3. The excavation is inspected daily and the support structure weekly.
4. There is safe access to the excavation.
5. There is a barrier around the hole to prevent persons falling in.
6. The stability of the excavation is not affected by vehicles nearing it.
7. That the excavation is well ventilated especially where gases heavier than air are likely to collect eg diesel fumes, cold nitrogen gas, refrigerants, etc.

#### **4.9 Confined Spaces**

1. Ensure that they are well ventilated.
2. Ensure they are well lit.
3. You do not venture into unoccupied spaces alone, and ensure that the site management know of your whereabouts and how long you intend to be there.



#### **4.10 Cooling Towers**

Ensure a proper water treatment regime is in operation with varying biocides being used.

Face masks should be used when working nearby.

If it is suspected or known that a particular Tower is not properly maintained using a water treatment programme in general accord with CIBSE TM13 it should be shut down and inspected. Any signs of excess scale or growth of slime, algae etc should be reported to the building owner immediately and they are to be instructed to carry out a thorough cleaning operation which should be carried out with the Tower drained down. Chlorine is the best substance for use for initial disinfection of a neglected or high risk system at 15ppm with a contact time of 2 hours. A pH of between 7.5 and 7.8 should be maintained to enable the chlorine to work effectively. Any damaged components particularly the eliminators are to be repaired and a recognised regime of water treatment adopted including the use of alternate doses of biocides.

(It is understood that Legionnaires Disease can only be contracted by inhaling contaminated water droplets in an atomised form)

#### **4.11. Air Systems (See CIBSE Commissioning Code A)**

1. Do not poke fire dampers with fingers.
2. On inspecting a fan chamber, ensure that the fan is electronically isolated - use the emergency stop if necessary - (remember to reset it afterwards). Have a colleague at the control panel to ensure the fan is not started by anyone else whilst inside.
3. When walking above false ceilings, be sure to walk on members that are strong enough to support your weight.
4. If checking fan belt tension, ensure that the fan is isolated first and belt guard replaced afterwards.
5. If starting up a system for the first time, ensure there is no loose debris near the intake louvre and that all access doors are in place.
6. If you use tachometers on fans within AHU's, take care - be comfortably positioned. Do not try, yourself, to hold open the chamber door as well.



**EYE SIZWE KZN MECHANICAL  
CONSULTING ENGINEERS  
PROJECT REF: ESKZN-03-2018**

7. Do not enter AHU chambers with muddy shoes.
8. Do not enter AHU chambers with loose clothing or holding loose papers.
9. Do not walk on ducts, especially if lagged.
10. Ensure fire dampers are installed where required - generally where ducts pass through fire compartment walls and at a builder's work vertical shaft, in which case dampers are needed where branch ducts enter or leave the shaft and/or between floors. Ensure access panels are correctly located and adequately sized.

#### **4.12 Water Systems (see CIBSE Commissioning Code W)**

1. When visually inspecting pump rotations, take care for spraying hot water.
2. Do not prod pump impellers when pumps are not isolated.
3. Ensure the appropriate guards and covers are fitted to pump belt drives, boilers, fuel feed devices, etc.
4. Take care when inspecting pumps that they are not started automatically.
5. Do not hang/walk on pipes.
6. When touching pipes, heat-emitters/exchangers, always do so with a 'glance' of the fingers to avoid scalding/burning.
7. Never stand directly underneath a pipe, where manometer tappings are being used to avoid 'drip scalding'.

#### **4.13 Sewers, manholes, drains, refuse etc.**

When involved in work associated with sewers, manholes, drains, refuse etc, simple hygiene procedures are necessary to protect yourself from infection.

The infection to which you could be exposed include Tetanus, Hepatitis and Leptospirosis (Weils Disease).



**EYE SIZWE KZN MECHANICAL  
CONSULTING ENGINEERS  
PROJECT REF: ESKZN-03-2018**

Concern may be raised about exposure to AIDS, but the diseases previously mentioned are more infectious and the following measures listed below are designed to protect you from them, and AIDS.

Keep your Tetanus injections up-to-date, your Doctor will be able to advise you on how often boosters are necessary.

1. Always cover any wounds, cuts, abrasions or areas of sore skin on exposed parts of the body with waterproof dressings before you start work.
2. Always wash your hands after work and before eating or touching food, your eyes or mouth or any wounds.
3. Don't touch your eyes or mouth whilst working. If you are splashed in the eyes or mouth, wash them well with clean water straight away. Always wash off any splashes as soon as possible.
4. Always wear the protective clothing provided. Particularly important are gloves which are water proof and will also protect your hands from abrasions etc, and also overalls to protect your every day clothes from contamination.
5. Protective clothing must be looked after properly eg. Wash the gloves with soap and water before taking them off and let them dry thoroughly. Make sure you wear clean overalls.
6. Be careful not to cut yourself, eg. on sharp objects left in refuse sacks etc. If you are cut, encourage the wound to bleed freely by squeezing it, then wash it and apply antiseptic. Tell your supervisor and note the incident in the accident book. Seek medical advice.



#### **4.14 Office Fire Alarm Procedure**

This notice is to be displayed at a prominent position within the office.

The following procedure shall be adopted in the event of a fire

1. If you discover a fire:

Raise the alarm at the nearest call point. These are situated adjacent to each staircase.

If there is sufficient time, notify Reception and ask them to call the Fire Brigade.

You should not attempt to fight the fire if this involves personal risk. However, water extinguishers are located adjacent to the exit doors from our office. These extinguishers should not be used on electrical fires.

Green painted Halon 121 fire extinguishers located adjacent to concentrations of computer equipment are to be used for electrical fires.

2. On hearing the fire alarm sounding continuously you should immediately evacuate the building via the nearest exit and staircase. Do not stop to collect belongings, but proceed immediately to the Assembly Point.

The Fire Officer shall be responsible for checking that all staff has safely left the building. In his absence the Deputies shall take charge.

The Receptionist shall take the Reception Diary with her to the assembly point as a record of those staff absent from the office.

The Fire Officer shall carry out a roll call at the assembly point (Note: A schedule of staff is included in the Reception Diary.) Any absentee shall be reported to a Director immediately.

The following are the appointed Fire Officer and Deputies:

The Fire Officer (or Deputies) shall report to a Director once the roll call has been carried out.





#### **4.15 Office Duties**

1. Extreme care should be taken within the office when lifting items. If in doubt ask for assistance.
2. If you are unsure of any electrical equipment or connection within the offices, you must notify one of the electrical engineers who will inspect this for you.
3. Please note portable steps are available in the archive area for access to high level storage.
4. Do not accrue unnecessary paper as this is a potential fire hazard.
5. Any injury, no matter how slight shall be reported, at once, to reception where it will be entered in the Accident Book.
6. In the case of minor injury, treatment can be provided from our First Aid Equipment by the First Aid Officer, or the Deputy FAO
7. In the case of injury too severe for in-house treatment, emergency services shall be called.
8. Do not obstruct or prop open fire exits.



## **5.0 Summary**

This Safety Policy is written in accordance with the HSC leaflet 'Guidance on the implementation of Safety Policies'. Its aim is to show EyeSizwe KZN Mechanical Consulting Engineers intent to care for its employees, show the structure for doing so, and highlight the potential hazards which engineers may encounter on site. Any suggestions as to additions to this policy will always be welcomed - remember, the continual revision of the policy is equally as important as its implementation.

Also note that, as Section 9 of the Act declares, no employee who does anything to create/keep the working environment safe and healthy, can be legally reprimanded by his/her employer.

Conversly each person is legally prohibited from doing anything which interferes with safety equipment and precautions.

It is important to remember that EyeSizwe KZN Mechanical Consulting Engineers is responsible for the engineers' health and safety on site and indirectly for our contractors too. Equally, we are individually responsible, and responsible for those around us, affected by our work, including the public.

Remember, for most industrial, large scale sites, the Health and Safety Executive (HSE) are the enforcing body. Local Authorities cover some industrial and commercial buildings with Environmental Health Officers.

Most HSE publications, guidance notes, etc applicable to the construction industry, are in our H&S library. The Heating and Ventilation Contractors' Association (HVCA) also publish booklets on site safety, of which we have a list. We have masks, hard hats and ear protectors and a safety-equipment supplies catalogue. If any engineer knows of any of the publications to be out-of-date, then it is his duty to ensure the renewal of such information through the Health and Safety Officer.



**STAGE 4 – (ITEM:16 BASIC CONDITION ASSESSMENT)**

**1.) Domestic Cold Water**

- i.) Two concrete water reservoirs at roof level. One found to be in operation and the other reported by site maintenance as dry and not operational.
- ii.) Two booster pumps (operated by timer control) located in basement, pump water up riser pipes in shaft to one off roof tanks.
- iii.) Pumps found to overheat and cut off, hence no continuous pumping at times.
- iv.) Pumps suction found to be connected directly to municipal supply mains with no strainers or pressure gauges.
- v.) No control on pumps to switch off, when tank is full, however existing float level control shuts off valve on filler pipe. This means pump continues to pump against closed head, when valve closes increasing pressure onto leaking pipes.
- vi.) Currently no access to second tank which appears to be a fire water storage tank. It was recommended that openings be cut on top of shaft for access.  
**PS:** (a) Currently no water on fire system due to a dry storage tank.  
(b) Existing (2-Off) fire booster pumps found to be not operational. These pumps are probably seized due to long standing from not being used.
- vii.) Existing pipes found to be repaired at various sections due to ongoing leak repairs from age of pipe work.
- viii.) Branch pipe work to each level has no isolating valves making it difficult for repair, without shutting entire water system.
- ix.) Due to single water storage tank in operation and due to the fact that the existing pumps are too small, the operational tank does get empty on excessive draw off.



10.) **HOT WATER SYSTEM :**

i) The existing system consists of three 8300 L storage tanks served by several electrical heat pump units.

ii) At time of inspection the hot water system was not in operation due to technical faults and leaking pipes. The plant room floor found to be flooded.

iii) Pipe work on hot water system found to be incorrectly piped. Also hot water pumps found to be connected in series, ie: One pump pumping into another pump halfway up building.

iv) Insulation on large sections of hot water pipe work found to be removed to fix leaks and not replaced. Pipe work found to be in a poor state.

v) Mains hot water pipe work has no proper supply and return ring mains or balancing system of hot water to each floor level.

vi) **FIRE WATER SYSTEM:**

At request of Department of Health , we had carried out temporary emergency repairs to 3-Off the 12 heat pump units, repaired some leaking pipes in basement, fixed controls to heat pumps and brought part of system into operation, to meet some of the hot water demand.

(a) **Fire System:** At time of inspection there was no fire water in hydrant and fire hose reels. As noted earlier the second roof tank which appears to be not in operation is the fire tank, hence no water in fire system. The site maintenance had no explanation as to why this tank No:2 had no water. It is assumed currently the only reason could be a tank leak accompanied by leaking pipes in shafts.

(b) **Sewer Stack:** The stacks in shafts which are of the cast iron type are showing signs of leaks due to exposure to corrosive environment in excess of 50 years. Similar pipe runs exposed in basement are also corroded and leaking.

(c) **Fire Detection:** It was noted that this building has no fire detection system and alarm evacuation. In terms of the building occupancy and class which is H2 it is a compulsory requirement as per SANS regulation.

(d) **Sprinkler System:** Nonexistent.



**DESCRIPTION OF PICTURES : A,B,C**




**(PICTURE : A)**



**(PICTURE : B)**



**EYE SIZWE KZN MECHANICAL  
CONSULTING ENGINEERS  
PROJECT REF: ESKZN-03-2018**



**(PICTURE : C)**

**Notes: (Pics : A,B,C)** – These pictures taken on inside of a typical riser shafts. Pictures shows the poor status of pipe work. Ongoing leak repairs clearly visible. Insulation on hot water pipes removed for leak repairs and not replaced.

Due to no water on the fire mains pipe (red in color), there was some emergency back-up where someone tried connecting the domestic cold water supply to fire hose mains.



**EYE SIZWE KZN MECHANICAL  
CONSULTING ENGINEERS  
PROJECT REF: ESKZN-03-2018**

**DESCRIPTION OF PICTURES : L,M**



**(PICTURE : L)**



**(PICTURE : M)**



**EYE SIZWE KZN MECHANICAL  
CONSULTING ENGINEERS  
PROJECT REF: ESKZN-03-2018**

**DESCRIPTION OF PICTURES : L,M**

**Notes: (Pics : L,M)** – Show poor status of existing hot water plant with several leaks at time of inspection. These leaks had to be temporary fixed by ourselves to stop water wastage. The piping system very poor from design point of view, ie: No specific primary & secondary system, hence these systems perform very poorly.

Of the two existing hot water circulation pump, only one was found to be operational. These pumps which are only suitable to circulate water between hot water tanks and heat pumps, were also expected to pump hot water into building.

When hot water only reached up to halfway up the shafts, someone had decided to install inline pumps to assist hot water flow to higher level, due to insufficient flow to these inline pumps, they continually burnt out due to cavitations.





**EYE SIZWE KZN MECHANICAL  
CONSULTING ENGINEERS  
PROJECT REF: ESKZN-03-2018**

**DESCRIPTION OF PICTURES : E,F**



**(PICTURE : E)**



**(PICTURE : F)**



**EYE SIZWE KZN MECHANICAL  
CONSULTING ENGINEERS  
PROJECT REF: ESKZN-03-2018**

**Notes: (Pics : E,F)** – Installation showing cold water mains supply to pumps directly from municipal mains, ie: No break "pressure" or storage tanks.



**EYE SIZWE KZN MECHANICAL  
CONSULTING ENGINEERS  
PROJECT REF: ESKZN-03-2018**

**DESCRIPTION OF PICTURES :H,I,J,K**




**(PICTURE : H)**



**(PICTURE : I)**



**EYE SIZWE KZN MECHANICAL  
CONSULTING ENGINEERS  
PROJECT REF: ESKZN-03-2018**



**(PICTURE : J)**



**(PICTURE : K)**



**EYE SIZWE KZN MECHANICAL  
CONSULTING ENGINEERS  
PROJECT REF: ESKZN-03-2018**

**Notes: (Pics : H,I,J,K)** – These pictures show mains cold water supply pipes to and from the roof tanks. These pipes are subject to severe corrosion from exposure, hence leak repairs have been ongoing. All valves and ball control valves are seized and do not work.



**EYE SIZWE KZN MECHANICAL  
CONSULTING ENGINEERS  
PROJECT REF: ESKZN-03-2018**

**DESCRIPTION OF PICTURES : O & P**



**(PICTURE : O)**



**(PICTURE : P)**



**EYE SIZWE KZN MECHANICAL  
CONSULTING ENGINEERS  
PROJECT REF: ESKZN-03-2018**

**Notes: (Pics : O & P)** – Shows existing fixed speed undersized hot water pumps. History of operation shows motors burning out due to excessive cavitations, due to undersized head pressure.



**EYE SIZWE KZN MECHANICAL  
CONSULTING ENGINEERS  
PROJECT REF: ESKZN-03-2018**

**DESCRIPTION OF PICTURES : G**



**(PICTURE :G)**

**Notes: (Pics : G)** – Existing cold water booster pumps, to pump water to roof tanks are of the fixed speed, ie: Not energy efficient as variable speed pumps.

Existing pumps do not have sufficient head and flow to meet the maximum demand.





**EYE SIZWE KZN MECHANICAL  
CONSULTING ENGINEERS  
PROJECT REF: ESKZN-03-2018**

**DESCRIPTION OF PICTURES : Q**



**Notes: (Pics : Q) –** Picture shows poor design on installation for air discharge from heat pump units. Common air discharge duct with no non return dampers.

Discharge air short circuit will prevail if the extract fan does not work.

The ducted system is not necessary.



**EYE SIZWE KZN MECHANICAL  
CONSULTING ENGINEERS  
PROJECT REF: ESKZN-03-2018**

**DESCRIPTION OF PICTURES : D**



**Notes: (Pics : D) – Shows typical sewer stack on LHS, which is of cast iron and severely corroded with leaks.**



**STAGE 4 – (ITEM:17 DESIGN PROPOSAL)**

Due to the fact that the infrastructure and services are existing in confined spaces such as vertical shafts and basements plant, this allows for only a similar or equal type of retrofit installation.

**OPTION 1:** (i) Domestic Water: Supply & Install all new pipework, new ground storage tanks and booster pumps.

(ii) Hot Water System: Supply & Install all new pipework, circulating pumps, heat pump units and hot water storage tanks.

(iii) Fire Water System: Supply & Install all new pipework, new fire water storage tanks, booster pumps and all new firefighting equipment.

(iv) Sewer Stack System: Supply and Install all new pipework uPVC Class-12.

(v) Fire Detection: Non-existent. supply and install new system.

(vi) Sprinkler system: Non-existent supply and install new.

(vii) Repair and restore both roof level water storage tanks.

**OPTION 2:** (i) Domestic Water : Same as Option-1.

(ii) Hot Water System: Supply and install all new pipework and circulation pumps. Service/repair and re-used existing heat-pumps and hot-water storage tanks.

(iii) Fire Water System: Same as Option-1.

(iv) Sewer Stack System: Same as Option-1.

(v) Fire Detection System: Same as Option-1.

(vi) Sprinkler System: Same as Option-1.

(vii) Roof Tank Restoration: Same as Option-1.

**\*\* The only difference between Option 1 and Option 2 is the re-use of the existing heat pumps and hot water storage tanks.**



**EYE SIZWE KZN MECHANICAL  
CONSULTING ENGINEERS  
PROJECT REF: ESKZN-03-2018**

**Option Recommendation:**

Option 2 will be recommended in favour of some savings for re-use of existing heat-pumps and hot water storage tanks. Savings of +/- R 2 million.

The equipment for re-use is +/- 5 years old and therefore we recommended this option, as it is not as old as the other existing services which are in a very poor state. With some minor repairs and service, this equipment can be restored to good working order.

**Green Initiatives:**

- i) Re-use of hot water reverse cycle heat-pumps, in lieu of electric element heating. This system offers approx 60% on energy savings.
- ii) Specification for use of variable speed booster pumps. Great energy savings, as pumps run from minimum to maximum speed only to meet draw off demands, ie: There will be no maximum start-up and constant draw off current as would be in a fixed speed pump.

**Deviation From Original Scope: (Yes)**

The following are reasons for some deviation from the existing scope off works: -  
i.) New ground fire storage tanks. Currently no fire water storage in building.

ii.) Supply and install new fire detection and alarm evacuation, to make existing building compliant to SABS-0400 fire regulation, Clause TT-31-1(c) . Currently no detection system in building.

iii) Supply and install sprinkler installation to comply to fire regulation SABS-0400 building class E.3. Currently no sprinkler system in building

iv) Installation of fire stops on every 5<sup>th</sup> level in vertical service shafts to comply to rational fire design requirements.



**National Building Regulations , SABS 0400 / SANS 10400:**

Currently the existing building does not meet the rational fire design requirements. The proposed upgrade in scope of works will make it fully compliant after the installation is complete.

**Areas of Non Compliance:**

- i) Firefighting equipment ( Hydrants, Fire Hose Reels) not in operation due to leaking pipework and no water in system, ie : No fire water storage.
- ii) No fire detection system.
- iii) No automatic system sprinkler system.
- iv) No fire stops in service shafts.
- v) Limited fire signage's.

**Survey Conducted:**

The mechanical services inspected and reported on are as follows: -

- i) Cold water storage and reticulation.
- ii) Hot water plant and reticulation.
- iii) Fire water system and reticulation.
- iv) Sewer drainage stack in shafts and to outside building.
- v) Rational fire design compliance.

**Invitation: Yes**

Department of Health – Infrastructure & Planning  
Mr T Chiro



**EYE SIZWE KZN MECHANICAL  
CONSULTING ENGINEERS  
PROJECT REF: ESKZN-03-2018**

Duly Prepared by:

**Mr Roland Albert De Groep (Senior Mechanical Engineer)**  
Bsc Mech Eng (Natal Univ), Pr Eng

Assisted by:

**Mr Mageshan Govender (Mechanical Engineer)**  
NDip Mech Eng (UNISA) , BTech Mech Eng (UNISA) , SAIRAC Reg (Associate) , SAFHE Reg  
(Member) , SAIMEchE Reg (Member) , NSBE (Member) , SABTACO (Member) , ISO 9001:2008  
Registered , AIFireE

Moderated by:

**Mr Morgan Govender (Senior Projects Manager)**  
Projects Manager




**EYE SIZWE KZN MECHANICAL  
CONSULTING ENGINEERS  
PROJECT REF: ESKZN-03-2018**

**ADDINGTON HOSPITAL  
(NURSES HOME)  
-DOMESTIC HOT/COLD WATER,  
FIRE SERVICES & SEWER STACK DRAINAGE &  
FIRE DETECTION & EVACUATION-**

**(JANUARY 2021)**

**-MECHANICAL FEASIBILITY / DESIGN /  
SCOPE OF WORK REPORT- PART 2**



**CLIENT:**

**Department of Health:  
Kwa-Zulu Natal**

**CONSULTING ENGINEERS:**

**Eye Sizwe KZN Mechanical  
Consulting Engineers (Pty) Ltd  
Unit : 9 , King Shaka Estate  
50 Valley Road , Desainager  
Tongaat , Kwa Zulu Natal  
4405**

**Contact: Mr Morgan Govender  
E-mail: Morgan.G@eyesizwekzn.co.za  
Cell: 082 920 1198  
Direct Office : (032) 9412012  
Reception : (032) 9412011**







**STAGE: 5 – SUBMISSIONS**

**ITEM 2: DESIGN DEVELOPMENT REPORT**

**(a) Cold water Storage and Reticulation:**

Additional new ground level water storage tanks will store water direct from municipal mains, for domestic use and fire fighting. Booster pumps will pump water from new storage tanks up to existing roof level storage tanks.

Domestic use water is fed into building via gravity from roof tank down two separate shafts. Each level has a valve off supply point to feed existing pipe runs. Due to all existing pipework in shafts being in a very poor state, these will be replaced with new non corrosive pipework.

**( Refer to Schematic Line Diagram Part of Stage-4)**

**(b) Fire Wet Services:**

This system only feeds fire hose reels and fire hydrants to comply to rational fire design requirement, ie : One fire hydrant per 1000m<sup>2</sup> and one 30m fire hose reel per 500m<sup>2</sup> and one fire extinguisher per 200m<sup>2</sup>.

New fire booster pump set will draw from fire reserve in storage tanks and boost two fire riser mains (One in each shaft). Each fire main will supply the existing fire hydrant and hose reel points on each level.

Due to all existing pipework in shafts being in a very poor state, these will be replaced with new corrosive resistant pipework.

**(c) Central Hot Water Plant:**

The existing plant consists of 12-Off heat pump units operating simultaneously and 3-Off hot water storage tanks (8300L Each). The hot water circulation is currently dependent by a single little pump to pump



**EYE SIZWE KZN MECHANICAL  
CONSULTING ENGINEERS  
PROJECT REF: ESKZN-03-2018**

Hot water from tanks to heat pumps and up into building, ie: Only one circuit. The existing plant was temporarily repaired to have 3-Off the heat pumps operating to supply water up to only half way up the building, ie: The existing pump head is too small.

**Upgrade:** The existing reverse cycle heat pump units will be serviced and repaired to work satisfactorily.

The existing hot water pipe system will be redone to operate as primary and secondary systems with each system having its own pump set.  
ie: The primary system will operate water circulation between tanks and heat pump units.

The secondary system will operate between the hot water storage tanks and the supply to the building.  
The existing hot water storage tanks will be restored with minor repairs and back-up element replacements.

Due to all pipework especially in shafts, being in a very poor state, these will be replaced with new copper pipework.

Refer to schematic line diagram part of Stage-4.

**(d) Mains Drainage Stacks in Shafts and Pipework from Shafts to External Manhole**

As per initial report, the existing pipework which is of cast iron origin is corroded and leaking, hence in a poor state. The retrofit works will involve replacing all these pipes with new, non-corrosive pipework such as uPVC Class-12 or equal.

**(e) Fire Detection and Alarm Evacuation:**

The existing infrastructure is a high rise building and its occupancy, Class is E.3. As per national building regulation, Clause TT.31 this building must be fitted with a fully integrated fire detection system, with a manually activated fire alarm and emergency evacuation communication system.

The proposed design and installation will comply with this requirement.



**EYE SIZWE KZN MECHANICAL  
CONSULTING ENGINEERS  
PROJECT REF: ESKZN-03-2018**

**(f) Identification of fire escape routes and fire signage's:**

Fire plan layouts will clearly indicate escape routes via signage's and emergency light positions in escape routes.

Firefighting equipment signage's and directions to its locations will also be indicated on fire drawings.

**(g) Sprinkler Installation:**

With reference to Clause TT-32 of the National building regulation, this building will require the installation of a fully automatic sprinkler system to comply to rational fire design requirements.

The design proposal will comprise of water storage tanks ( Modular Galvanised Type ) with a minimum of 144,000 L storage.

A booster pump set consisting of a main pump and a jockey booster pump. The main pump can be either diesel generator driven or electric with back-up power. All exposed pipework will be galvanized and internal pipework black mild steel painted.

Fire water under pressure from pumps, will be boosted into system via a sprinkler valve chamber.

**Mechanical Systems:** As described under Item 2.

**Item 7: Cost Report:** As per Option-2 of Stage-4.

**Item 8: Risk Plans:** As per submission as Stage-4

**Item 9: Health & Safety Report:** As per submission in Stage 4.

**Item 16: Deviations:** As stated in Stage-4. No further in this Stage-5.

**Invitation: Yes**

Department of Health – Infrastructure & Planning  
Mr T Chiro



**EYE SIZWE KZN MECHANICAL  
CONSULTING ENGINEERS  
PROJECT REF: ESKZN-03-2018**

Duly Prepared by:

**Mr Roland Albert De Groep (Senior Mechanical Engineer)**

Bsc Mech Eng (Natal Univ), Pr Eng

Assisted by:

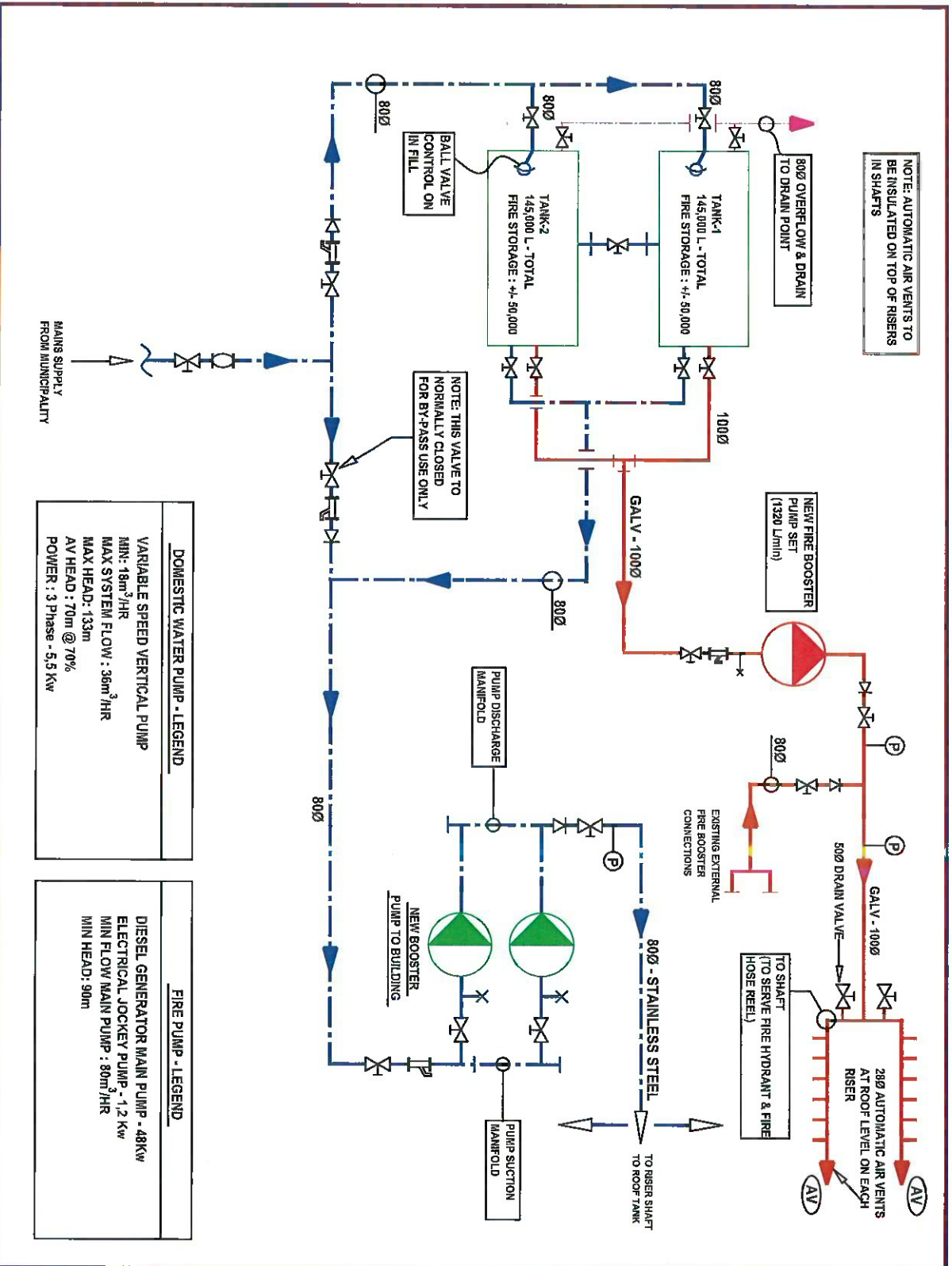
**Mr Mageshan Govender (Mechanical Engineer)**

NDip Mech Eng (UNISA) , BTech Mech Eng (UNISA) , SAIRAC Reg (Associate) , SAFHE Reg (Member) , SAIMEchE Reg (Member) , NSBE (Member) , SABTACO (Member) , ISO 9001:2008 Registered , AIFireE

Moderated by:

**Mr Morgan Govender (Senior Projects Manager)**

Projects Manager



NOTE: AUTOMATIC AIR VENTS TO BE INSULATED ON TOP OF RISERS IN SHAFTS

800 OVERFLOW & DRAIN TO DRAIN POINT

TANK-1  
145,000 L - TOTAL  
FIRE STORAGE : +/- 50,000

TANK-2  
145,000 L - TOTAL  
FIRE STORAGE : +/- 50,000

BALL VALVE CONTROL ON IN FILL

NOTE: THIS VALVE TO NORMALLY CLOSED FOR BY-PASS USE ONLY

NEW FIRE BOOSTER PUMP SET (1320 L/min)

EXISTING EXTERNAL FIRE BOOSTER CONNECTIONS

TO SHAFT (TO SERVE FIRE HYDRANT & FIRE HOSE REEL)

280 AUTOMATIC AIR VENTS AT ROOF LEVEL ON EACH RISER

800 - STAINLESS STEEL TO RISER SHAFT TO ROOF TANK

PUMP DISCHARGE MANIFOLD

NEW BOOSTER PUMP TO BUILDING

PUMP SUCTION MANIFOLD

MAINS SUPPLY FROM MUNICIPALITY

**DOMESTIC WATER PUMP - LEGEND**

VARIABLE SPEED VERTICAL PUMP  
MIN: 18m<sup>3</sup>/HR  
MAX SYSTEM FLOW: 36m<sup>3</sup>/HR  
MAX HEAD: 133m  
AV HEAD: 70m @ 70%  
POWER: 3 Phase - 5.5 Kw

**FIRE PUMP - LEGEND**

DIESEL GENERATOR MAIN PUMP - 48KW  
ELECTRICAL JOCKEY PUMP - 1.2 Kw  
MIN FLOW MAIN PUMP : 50m<sup>3</sup>/HR  
MIN HEAD: 90m

**NOTES**

- ALL DIMENSIONS AND LEVELS ARE TO BE VERIFIED BY THE PRINCIPAL CONTRACTOR OF THE JOB, WORKING DRAWINGS OR CONSTRUCTION PHASE DIMENSIONS ONLY. THE PRINCIPAL CONTRACTOR SHALL BE RESPONSIBLE FOR THE ACCURACY OF THE DIMENSIONS AND LEVELS. THE CONTRACTOR SHALL BE RESPONSIBLE FOR THE ACCURACY OF THE DIMENSIONS AND LEVELS.
- THE DRAWING AND ANY OTHER DOCUMENTS SHALL BE USED IN CONJUNCTION WITH THE CONTRACT DOCUMENTS AND THE SQA'S DOCUMENTS.
- THE CONTRACTOR SHALL BE RESPONSIBLE FOR THE ACCURACY OF THE DIMENSIONS AND LEVELS.
- ALL DIMENSIONS ARE TO BE TAKEN TO THE CENTERLINE UNLESS OTHERWISE SPECIFIED.
- THE DRAWING TO BE USED IN CONJUNCTION WITH ALL RELEVANT DOCUMENTS.

**GENERAL NOTES**

- ALL WORK TO BE COMPLETED IN STRICT ACCORDANCE WITH LOCAL AUTHORITY REQUIREMENTS AND THE SQA'S DOCUMENTS.
- THE CONTRACTOR SHALL BE RESPONSIBLE FOR THE ACCURACY OF THE DIMENSIONS AND LEVELS.
- THE CONTRACTOR SHALL BE RESPONSIBLE FOR THE ACCURACY OF THE DIMENSIONS AND LEVELS.
- ALL DIMENSIONS ARE TO BE TAKEN TO THE CENTERLINE UNLESS OTHERWISE SPECIFIED.
- THE DRAWING TO BE USED IN CONJUNCTION WITH ALL RELEVANT DOCUMENTS.

REV.	DESCRIPTION	DATE
1	ADJUSTMENT MADE TO LAYOUT	2019-07-01
2	REMOVAL OF JO-JO TANKS	2018-09-18

**PROJECT**  
DEPARTMENT OF HEALTH  
ADDINGTON HOSPITAL  
NURSES ACCOMMODATION

**TITLE**  
SCHEMATIC DETAIL OF NEW COLD WATER STORAGE / PUMP SYSTEM AT GROUND LEVEL

**Eye Steve Ken Mechanical Consulting Engineers (Pty) Ltd**  
Unit 5, King Shaba Estate  
100 Valley Road, Dorekop  
0101  
P.O. Box 1307  
Dorekop  
0101  
TEL: 051 841 8012  
RECEPTION / ACCOUNTS : 051 841 8011  
E-mail: info@eyesteveken.co.za

<b>DRAWN</b> M.G. / M.A.G.	<b>DATE</b> 2018/06/14	<b>SCALE</b> NOT TO SCALE
<b>FOR TENDER</b>	<b>DRAWING NO.</b> ES2/1002	<b>REVISION 2</b>

**EQUIPMENT SCHEDULE**

**EXISTING HEAT PUMP UNIT**

- ① MAKE : AIRCO
- MODEL : AKRS-380E/SN2-M
- No-OFF : 12
- CAPACITY : 38 Kw OUTPUT
- POWER INPUT : 9,2 Kw
- WATER FLOW : 2,2 L/s

**NEW PRIMARY PUMP - HOT WATER PUMP**

- FLOW: 3L/s
- HEAD: 12m

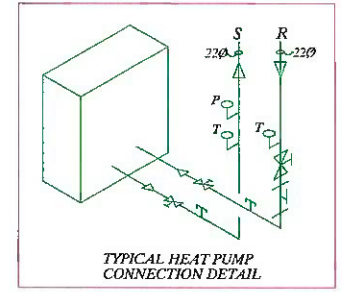
**NEW SECONDARY PUMPS - HOT WATER PUMP**

- TYPE : VARIABLE SPEED - 5,5 Kw
- MODEL : NPC-E2 CRE 10.3 U2.A-AA-A
- FLOW : 2 to 5 L/s (Each)
- HEAD : 90m
- TEMP : 5°C to 60°C
- TOTAL FLOW : 8,6 L/s

REMOVE ALL EXISTING SUPPLY & RETURN PIPE WORK TO HEAT PUMP UNITS AND INSTALL NEW AS SHOWN

**NOTES**

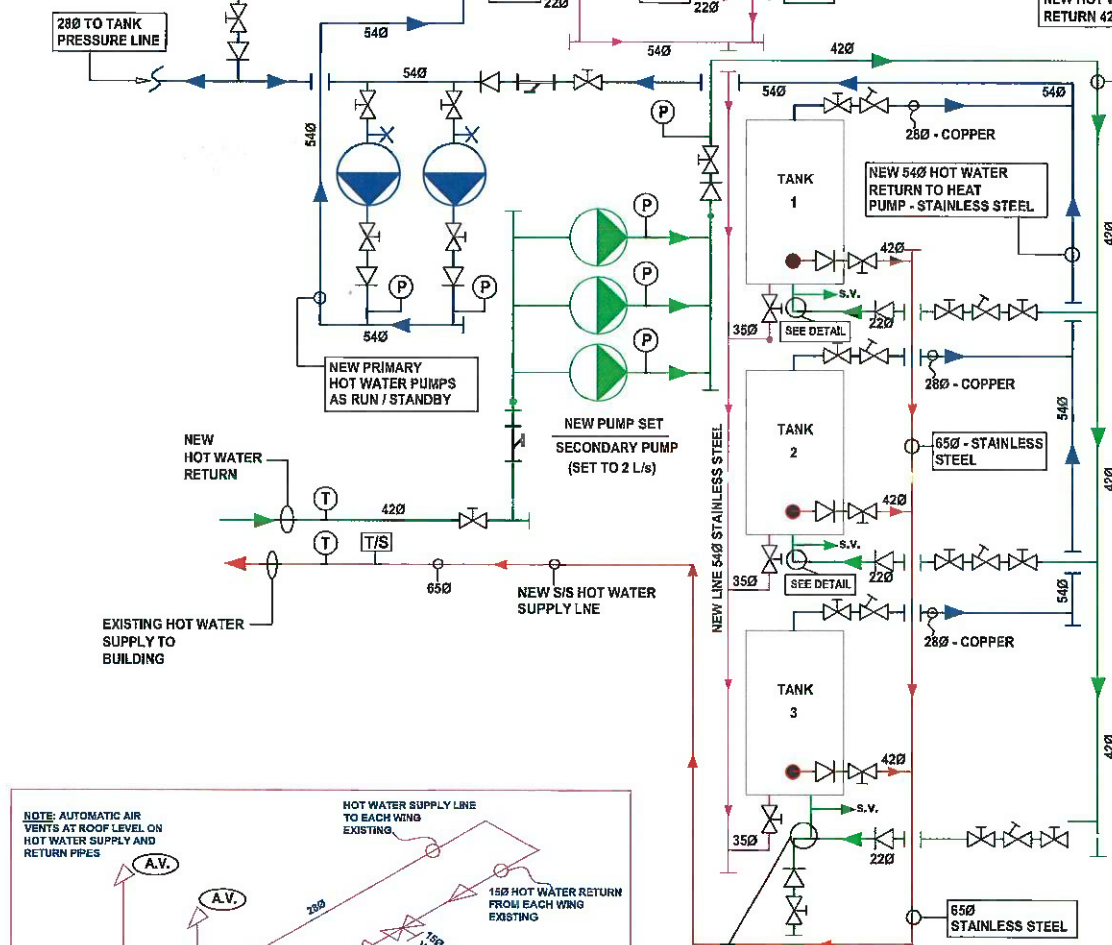
ALL DIMENSIONS AND LEVELS ARE TO BE VERIFIED ON SITE PRIOR TO COMMENCING, SETTING OUT, WORKSHOP DRAWINGS OR CONSTRUCTION OR INSTALLATION.  
 DIMENSIONS ONLY TO BE USED, DRAWINGS ARE NOT TO SCALE.  
 DISCREPANCIES, ERRORS AND OMISSIONS ARE TO REMAIN TO THE MECHANICAL ENGINEER'S ATTENTION IMMEDIATELY UPON RECEIPT OF SHOP DRAWINGS TO BE SUBMITTED FOR APPROVAL PRIOR TO MANUFACTURE.  
 COPYRIGHT OF REPRODUCTION OF THIS DRAWING OR ANY PORTION THEREOF IS RESERVED BY THE MECHANICAL ENGINEER.



MAKE UP WATER  
 NEW 28Ø COLD WATER  
 SUPPLY CONNECTION FROM  
 NEW BOOSTER  
 PUMP

28Ø TO TANK  
 PRESSURE LINE

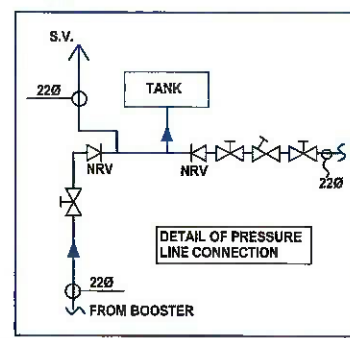
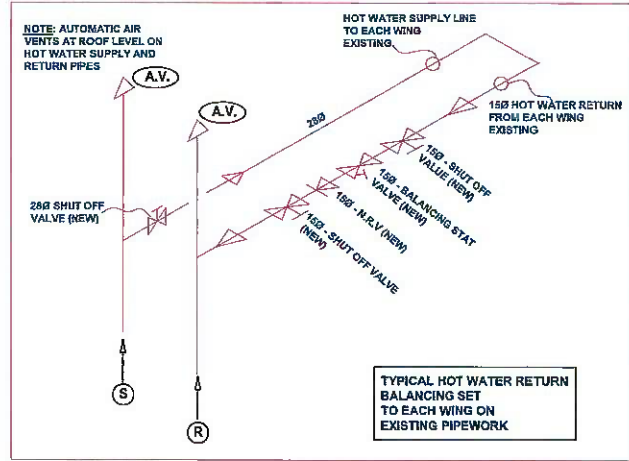
NEW HOT WATER  
 RETURN 42Ø



**LEGEND**

- COLD WATER SUPPLY
- HOT WATER SUPPLY
- HOT WATER RETURN
- BLENDED WATER SUPPLY (4 30%)
- HW - HOT WATER SUPPLY
- CP - COLD WATER SUPPLY
- HW - BLENDED WATER SUPPLY
- RHW - HOT WATER RETURN SUPPLY
- BALL VALVE
- PRESSURE REDUCING VALVE
- STOPVALVE
- BALANCING VALVE
- NON RETURN VALVE
- EXPANSION VALVE
- TEMP. & PRESSURE SAFETY VALVE
- TEMPERATURE GAUGE
- PRESSURE GAUGE
- AUTOMATIC RELIEF VALVE
- T/P VALVE
- VACUUM BREAKER
- IN-FLOW MOUNTED CONTROL VALVE - 800mm (Rise)
- DRAIN COCK
- BSEER
- S/DRAPPER
- BSEER & DRAPPER

- GENERAL NOTES**
1. ALL WORK TO BE CARRIED OUT IN STRICT ACCORDANCE WITH LOCAL AUTHORITY REQUIREMENTS, NATIONAL BUILDING REGULATIONS AND THE SALES CONDITIONS.
  2. THIS DRAWING MAY NOT BE SCALED, ONLY DIMENSIONS AND LEVELS MAY BE USED.
  3. ALL RELEVANT DETAILS, LEVELS, DIMENSIONS MUST BE CHECKED ON SITE BEFORE COMMENCEMENT OF WORK.
  4. ALL COPPER PIPES CHASED IN WALL / SLAB TO BE 200Ø / 100Ø TYPE COPPER, (CLASS-2).
  5. COPPER PIPES PASSING THROUGH WALLS / DOWNSTAIRS / WALLS, A BESEER TO BE PROVIDED TO COPPER PIPES.
  6. THIS DRAWING TO BE IN CONJUNCTION WITH ALL RELATED ARCHITECTURAL & OTHER DRAWINGS.



**PROJECT**  
 DEPARTMENT OF HEALTH  
 ADDINGTON HOSPITAL  
 NURSES ACCOMMODATION

**TITLE**  
 SCHEMATIC DETAIL OF UPGRADED  
 EXISTING HOT WATER PLANT

**Bye Sizwe Ken Mechanical Consulting Engineers (Pty) Ltd**

Unit 10 King George's Square  
 100 Waterlooside, Sandringham  
 6017  
 P.O. Box 1327  
 Sea Point  
 7815

TEL OFFICE: (021) 84 100 12  
 RECEPTION: (021) 84 100 11  
 E-mail: Mkg@byesizweken.co.za  
 E-mail: Mkg@byesizweken.co.za

**DRAWN**  
 M.G. MAG

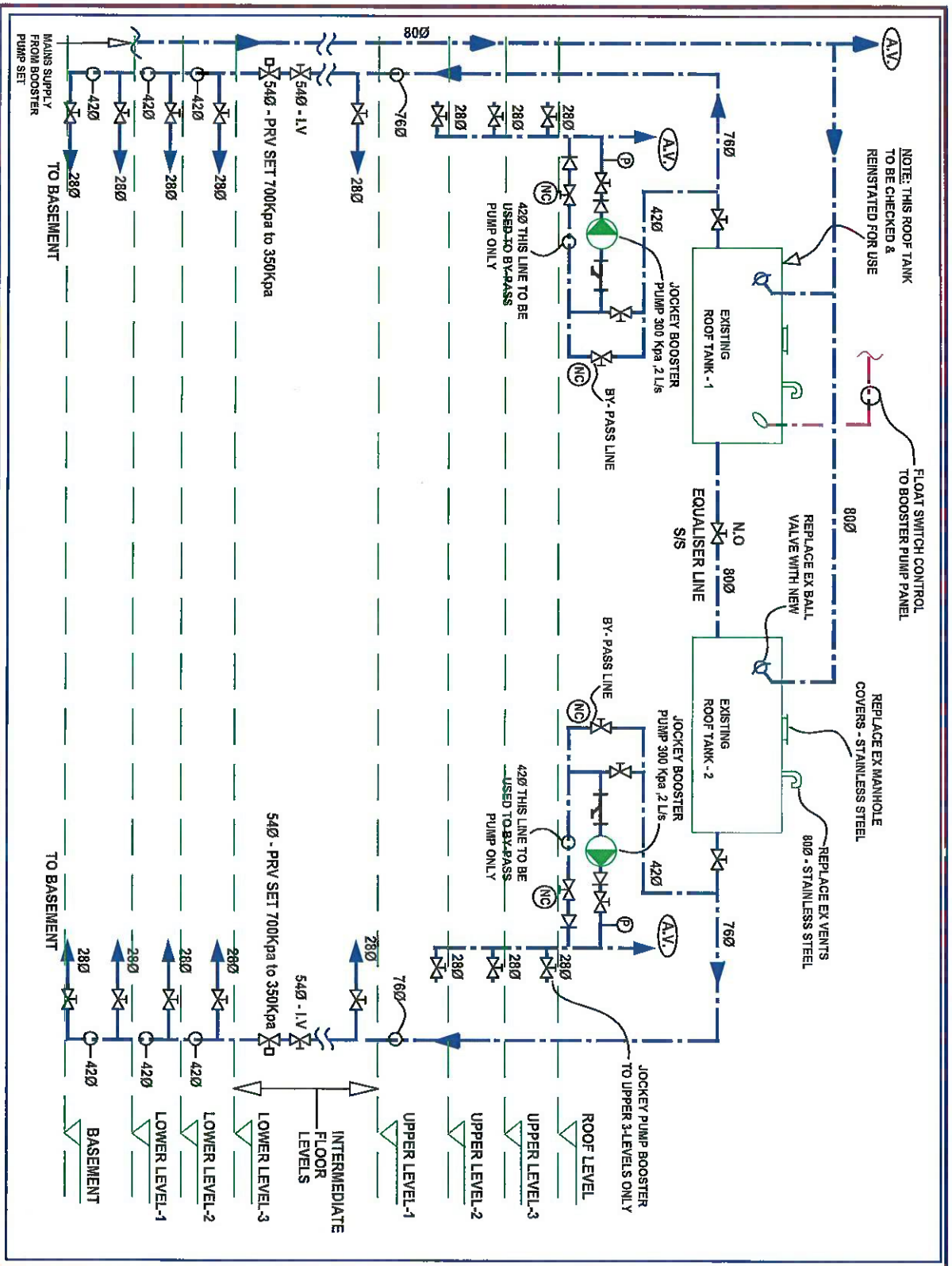
**DATE**  
 29/08/2011

**SCALE**  
 NOT TO SCALE

**FOR TENDER**

**DRAWING NO.**  
 ESH/10/1

**REVISION 2**



**NOTES**

ALL DRAWINGS AND LETTERS ARE TO BE VIEWED ON THE PAPER TO WHICH THEY REFER. THE CONTRACTOR SHALL BE RESPONSIBLE FOR THE CORRECT INTERPRETATION OF THE DRAWINGS AND LETTERS.

FOR INFORMATION ONLY: TO BE USED BY THE CONTRACTOR FOR THE PURPOSE OF OBTAINING QUOTES AND TO BE USED BY THE CONTRACTOR FOR THE PURPOSE OF OBTAINING QUOTES AND TO BE USED BY THE CONTRACTOR FOR THE PURPOSE OF OBTAINING QUOTES.

THE CONTRACTOR SHALL BE RESPONSIBLE FOR THE CORRECT INTERPRETATION OF THE DRAWINGS AND LETTERS.

FOR INFORMATION ONLY: TO BE USED BY THE CONTRACTOR FOR THE PURPOSE OF OBTAINING QUOTES AND TO BE USED BY THE CONTRACTOR FOR THE PURPOSE OF OBTAINING QUOTES.

REV.	DESCRIPTION	DATE

**PROJECT**

**DEPARTMENT OF HEALTH**  
**ADDINGTON HOSPITAL**  
**NURSES ACCOMMODATION**

**TITLE**

**SCHEMATIC OF EXISTING ROOF TANKS**  
**& DROPPERS - DOMESTIC WATER**

**CONSULTANT**

**Eye Szwie Kzn Mechanical**  
**Consulting Engineers (Pty) Ltd**

101 E. King Street, 4th Floor  
 Sandton, Johannesburg  
 2013  
 Tel: 011 782 1234  
 Fax: 011 782 1234  
 Email: info@eyeszwiekzn.co.za

**DRAWN** M.G. / MAG

**DATE** 2018/09/21

**SCALE** NOT TO SCALE

**DRAWING NO.** ES29/100

**REVISION**

**FOR TENDER**

# **ANNEXURE 4**







**3. Professional Registration/s**

Professional Body	Year Obtained	Expiry Date	Category of Professional Registration

**4. Relevant Project Experience (Provide a maximum of 3 relevant projects)**

Name of Project	Client	Project Start Date	Project End Date	Project Value	Role on Project

# **ANNEXURE 5**



health

Department:  
Health  
PROVINCE OF KWAZULU-NATAL

## EXPANDED PUBLIC WORKS PROGRAMME BENEFICIARY AGREEMENT FORM

This document regulate working relationship between The KwaZulu Natal Department of Health and the Expanded Public Works Programme beneficiary and must be read in conjunction with the standard terms of the conditions of employment for Expanded Public Works Programme, the EPWP Code of Good Practice: BCEA 1997, Special Basic Conditions of Employment Act for Expanded Public Work Programme contained in the Ministerial Determination Document on Expanded Public Programme attached herewith to be initialed on each page by both parties upon the signing of this document.

<b>Name of the Beneficiary:</b>
<b>Address:</b>
<b>ID:</b>
<b>Institution where placed:</b>
<b>Job Title: EPWP BENEFICIARY (INFRASTRUCTURE)</b>
<b>Start Date:</b>
<b>End Date:</b>

### DUTIES

#### 1. LIFT OPERATORS

Manning of the Lifts, by physically operate the lifts at all times during use.  
Ensure no human abuse to the lifts and associated equipment.  
Assist placing trolleys into the lifts such that as to avoid dumping of the trolleys against the doors.  
Report any abuse with the management  
Ensure hygienic environment in and around lifts  
Ensure safety to passages and goods during use of lifts at all times  
Assist patients, visitors' findings their ways to different parts of the hospital

#### 2. MAITENANCE TEAMS(BUILDINGS,GARDEN AND GROUNDS)

Cutting of Lawn & Trees  
Maintenance of Flower beds & shrubs  
Cutting of trees & hedges  
Upgrading of all hedges surrounding intuitional Property  
All concrete, tarres, roads and parking areas to be kept clean  
Maintenances of all rain water goods including but not limited to the cleaning of gutters, gullies, and drains and waterways.  
Attend to minor plumbing problems where necessary  
Changes of Globes, broken windows and fixing of minor installations, cupboards ect.

Carry out fixing of broken ceiling panels and painting of various areas of the Clinic.  
Carry out general day to day maintenance as and when needed.

The amount of work required for the agreed rate of pay will vary from task to task. You will be informed at the beginning of each task or group of tasks how much work you are expected to complete per day

### 3. REMUNERATION

You will be paid a fixed amount of R \_\_\_\_\_ on a monthly basis provided that duties as prescribed have in the opinion of the Management of the facility been carried out in the satisfactory manner as per the specification on this agreement.

Your payment will be effected in the last day of every month electronically into your banking account details of which are reflected here under

Name of the Account Holder : \_\_\_\_\_  
Name of the Bank : \_\_\_\_\_  
Bank Branch Code : \_\_\_\_\_  
Type of Account : \_\_\_\_\_  
Account Number : \_\_\_\_\_

### 4. BREACH OF AGREEMENT

A party shall be deemed to be in breach of this agreement should the party fail to comply with any material provisions of this agreement.

The aggrieved party shall be obliged to first attempt to settle the matter by way of consultation with the defaulting party. If the consultation fails then the aggrieved party shall promptly give the defaulting party 14 (fourteen) days written notice to remedy breach. If the defaulting party fails to comply with such notice, the aggrieved party may, without prejudice to any other rights at law:

- a) Cancel this agreement in the event of defaulting party committing a material breach.
- b) Claim immediate payments and/or specific performance by the defaulting party of all defaulting party's obligations
- c) Claim damages

### 5. TERMINATION OF AGREEMENT.

This agreement will be terminated by the Department on the basis of one of the following reasons in addition to the conditions laid down on the "EPWP Code of Good Practice" BCEA 1997 attached.

- a. At the end of the 12 month period, this is a standard Agreement period applicable to this agreement.

- b. Should the department fail to access additional funding from the Expanded Public Works Programme.
- c. You repeatedly do not perform in terms of the tasks set out in your work programme according to the specification on this agreement
- d. A worker who is absent for more than three consecutive days without informing the employer of an intention to return to work will have terminated the agreement.

**6. INDEMNITY**

- a. The beneficiary hereby indemnifies and holds the Department harmless against any claims of any nature whatsoever and however arising out of the willful or negligent actions or omissions of the Beneficiary.
- b. The beneficiary hereby indemnifies and holds the Department harmless against any claim relating to injuries sustained by the beneficiary during the performance of the agreed services.

**7. Domicilium Citandi et Executandi**

Any notice in terms of this agreement may be hand delivered to the physical addresses of the parties, in which event proof of acknowledgement shall be endorsed upon a copy of the notice together with the name of the recipient and date receipt, or may be sent by registered post to the nominated addresses of the parties postage, in which event a proof of postage issued by the relevant postal authority will serve as a proof.

The Beneficiary chooses for the purpose of this Agreement his or her *domicilium citandi et executandi* as follows:

The Beneficiaries' Physical Address:

\_\_\_\_\_

\_\_\_\_\_

The Beneficiaries' Postal Address:

\_\_\_\_\_

\_\_\_\_\_

\_\_\_\_\_

The Department chooses for the purpose of this agreement its *domicilium citandi et executandi* as follows

Department's Physical Address:      KwaZulu Natal Department of Health  
                                                                                  Natalia Building  
                                                                                  33 Langatibalele Street  
                                                                                  Pietermaritzburg 3201.

Department's Postal Address:      KwaZulu Natal Department of Health

Private Bag X 9051  
Pietermaritzburg,3201.

Each party shall bear its own costs in the negotiation, preparation and finalization of this agreement.

SIGNED AT \_\_\_\_\_ on the \_\_\_\_\_ day of \_\_\_\_\_ 20\_\_ -

**THE EPWP BENEFICIARY**

**AS WITNESSES**

1. \_\_\_\_\_(signature)  
\_\_\_\_\_ (print name)
2. \_\_\_\_\_(signature)  
\_\_\_\_\_ (print name)

By \_\_\_\_\_  
Name of Beneficiary  
\_\_\_\_\_  
Signature of the Beneficiary

**DEPARTMENT OF HEALTH KWAZULU NATAL**

SIGNED AT \_\_\_\_\_ on the \_\_\_\_\_ day of \_\_\_\_\_ 20\_\_ -

**AS WITNESSES**

1. \_\_\_\_\_(signature)  
\_\_\_\_\_ (print name)
2. \_\_\_\_\_(signature)  
\_\_\_\_\_ (print name)

By \_\_\_\_\_ (Signature)  
Hospital CEO/Institutional Manager  
and on behalf of Health KwaZulu Natal

**(Insert Your Company Logo)**

***(This shall serve as the cover page on employment contracts for local labour)***

**EMPLOYMENT AGREEMENT**

**BETWEEN**

**CONTRACTOR NAME.....**

**AND**

**WORKER NAME.....**



**1. PARTIES**

**The Parties to this Agreement are -**

1.1. Contractor....., herein represented by ..... duly authorised thereto

And

1.2. MR / MS. ....

**2. DEFINITIONS AND INTERPRETATION**

2.1 In this Agreement and any Annexure thereto, unless inconsistent with or otherwise indicated by the context-

“Agreement” means the contents of this Agreement.

“Company” means the company that employs the worker

“Department” means the Department of Public Works

“Worker” is a person that performs a specific or necessary task or who completes tasks in a certain way

“EPWP” The Expanded Public Works Programme is a government programme aimed at the alleviation of poverty and unemployment. The programme ensures the full engagement on Labour Intensive Methods of Construction (LIC) to contractors for skills development. The EPWP focuses at reducing unemployment by increasing economic growth by means of improving skills levels through education and training and improving the enabling environment for the industry to flourish

### 3. PURPOSE

The purpose of this agreement is to:-

Ensure that the agreement is binding to both the Worker and the Employer.

### 4. TERMS AND CONDITIONS

- The worker will have **no entitlement** to the benefits of a **full time employee** of .....
- The worker should not have the expectation that this contract will be renewed or extended.
- The worker will be subject to all laws, rules, policies, codes and procedures applicable to the .....
- The worker must meet the standards and requirements of the contractor
- The worker must render his/her services during normal working hours of minimum of forty to fifty five hours in any week; which comprise of an eight-hour working day in a five-day week.

### 5. REMUNERATION

The worker will receive compensation to the amount of R ..... 00 which must be paid on fortnightly-basis.

### 6. ROLES AND RESPONSIBILITIES

#### 5.1 Employer / Worker

- Work for ..... in terms of the period as specified in the employment agreement contract.
- Be available for and participate in all learning and work experience required by the company.
- Comply with workplace policies and procedures.
- Complete any attendance or any written assessment tools supplied by the contractor to record relevant workplace experience.
- Demonstrate willingness to grow and learn through work experience.
- Provide the following documentation to the employer,
  - ✓ Certified identity document not longer than 3 months
  - ✓ ID size photos
  - ✓ Signed employment contract

## 5.2 Employer

- Employ the worker for a period specified in the agreement.
- Provide the worker with appropriate work based experience in the work environment.
- Facilitate payments of wages / stipends.
- Keep accurate records of workers.
- Where a worker/ learner is disabled, the employer will have to provide in the additional needs e.g. special materials, learning aids and in some cases physical or professional support (such aids remain the property of the employer).
- Keep up to date records of learning and discuss progress with the intern on a regular basis.
- Apply fair disciplinary, grievance and dispute resolution procedures to the worker.
- Prepare an orientation/ induction course to introduce worker/ learner to the workplace and specific workplace requirements.
- Ensure the daily attendance register is signed by the worker.

## 7. DURATION

This agreement commences on ..... and expires on .....

## 8. BREACH

If either party commits any breach of the terms of this contract (and fails to rectify it within 30 days of receipt of a written notice calling it to do so, then) the other party shall be entitled to terminate the contract or to claim specific performance without prejudice to any of its other legal rights, including its rights to claim damages.

## **9. CONDITIONS OF EMPLOYMENT**

### **9.1. Meal Breaks**

9.2A worker may not work for more than five hours without taking a meal break of at least thirty minutes duration.

9.3An employer and worker may agree on longer meal breaks.

9.4A worker may not work during a meal break. However, an employer may require a worker to perform duties during a meal break if those duties cannot be left unattended and cannot be performed by another worker. An employer must take reasonable steps to ensure that a worker is relieved of his or her duties during the meal break.

9.5A worker is not entitled to payment for the period of a meal break. However, a worker who is paid on the basis of time worked must be paid if the worker is required to work or to be available for work during the meal break.

### **9.2. Special Conditions for Security Guards (Only applicable to security Guards)**

92.1 A security guard may work up to 55 hours per week and up to eleven hours per day.

92.2 A security guard who works more than ten hours per day must have a meal break of at least one hour or two breaks of at least 30 minutes each.

### **9.3. Weekly Rest Period**

Every worker must have two days off every week. A worker may only work on their day off to perform work which must be done without delay and cannot be performed by workers during their ordinary hours of work ("emergency work").

### **9.4. Work on Sundays and Public Holidays**

9.4.1 A worker may only work on a Sunday or public holiday to perform emergency or security work.

9.4.2 Work on Sundays is paid at the ordinary rate of pay.

9.4.3 A task-rated worker who works on a public holiday must be paid;

(a) the worker's daily task rate, if the worker works for less than four hours;

(b) double the worker's daily task rate, if the worker works for more than four hours.

9.4.4 A time-rated worker who works on a public holiday must be paid

(a) the worker's daily rate of pay, if the worker works for less than four hours on the public holiday;

(b) double the worker's daily rate of pay, if the worker works for more than four hours on the public holiday.

## 9.5 Sick leave

9.5.1 Only workers who work more than 24 hours per month have the right to claim sick-pay in terms of this clause.

9.5.2 A worker who is unable to work on account of illness or injury is entitled to claim one day's paid sick leave for every full month that the worker has worked in terms of a contract.

9.5.3 A worker may accumulate a maximum of twelve days' sick leave in a year.

9.5.4 Accumulated sick-leave may not be transferred from one contract to another contract.

9.5.5 An employer must pay a task-rated worker the worker's daily task rate for a day's sick leave.

9.5.6 An employer must pay a time-rated worker the worker's daily rate of pay for a day's sick leave.

9.5.7 An employer must pay a worker sick pay on the worker's usual payday.

9.5.8 Before paying sick-pay, an employer may require a worker to produce a certificate stating that the worker was unable to work on account of sickness or injury if the worker is

(a) absent from work for more than two consecutive days; or

(b) absent from work on more than two occasions in any eight-week period.

9.5.9 A medical certificate must be issued and signed by a medical practitioner, a qualified nurse or a clinic staff member authorised to issue medical certificates indicating the duration and reason for incapacity.

9.5.10 A worker is not entitled to paid sick-leave for a work-related injury or occupational disease for which the worker can claim compensation under the Compensation for Occupational Injuries and Diseases Act.

## 9.6 Maternity Leave

9.6.1 A worker may take up to four consecutive months' **unpaid** maternity leave.

9.6.2 A worker is not entitled to any payment or employment-related benefits during maternity leave.

9.6.3 A worker must give her employer reasonable notice of when she will start maternity leave and when she will return to work.

9.6.4 A worker is not required to take the full period of maternity leave. However, a worker may not work for four weeks before the expected date of birth of her child or for six weeks after the birth of her child, unless a medical practitioner, midwife or qualified nurse certifies that she is fit to do so.

9.6.5 A worker may begin maternity leave as follows;

- (a) four weeks before the expected date of birth; or
- (b) on an earlier date
  - (i) if a medical practitioner, midwife or certified nurse certifies that it is necessary for the health of the worker or that of her unborn child; or
  - (ii) if agreed to between employer and worker; or
- (c) on a later date, if a medical practitioner, midwife or certified nurse has certified that the worker is able to continue to work without endangering her health.

10.6 A worker who has a miscarriage during the third trimester of pregnancy or bears a stillborn child may take maternity leave for up to six weeks after the miscarriage or stillbirth.

### **9.7. Family responsibility leave**

9.7.1 Workers, who work for at least four days per week, are entitled to three days paid family responsibility leave each year in the following circumstances

- (a) when the employee's child is born;
- (b) when the employee's child is sick;
- (c) in the event of a death of
  - (i) the employee's spouse or life partner;
  - (ii) the employee's parent, adoptive parent, grandparent, child, adopted child, grandchild or sibling.

### **9.8. Keeping Records**

9.8.1 Every employer must keep a written record on site for the duration of the project and three (3) year after completion records should consists of at least the following

- (a) the worker's name and position;
- (b) copy of an acceptable worker identification
- (c) in the case of a task-rated worker the number of tasks completed by the worker;
- (d) in the case of a time-rated worker, the time worked by the worker;
- (e) payments made to each worker in a form of Proof of Payment, Payroll registers and the acknowledgement of payment receipt signed by the worker.

9.8.2 The employer must keep this record for a period of at least **three years** after the completion of the EPWP.

## **9.9. Payment**

9.9.1 An employer must pay all wages at least monthly in cash or by cheque or into a bank account.

9.9.2 A worker may not be paid less than the Ministerial Determination wage rate.

9.9.3 A task-rated worker will only be paid for tasks that have been completed.

9.9.4 An employer must pay a task-rated worker within five weeks of the work being completed and the work having been approved by the manager or the contractor having submitted an invoice to the employer.

9.9.5 A time-rated worker will be paid at the end of each month.

9.9.6 Payment must be made in cash, by cheque or by direct deposit into a bank account designated by the worker.

9.9.7 Payment in cash or by cheque must take place

(a) at the workplace or at a place agreed to by the worker;

(b) during the worker's working hours or within fifteen minutes of the start or finish of work;

(c) in a sealed envelope which becomes the property of the worker.

9.9.8 An employer must give a worker the following information in writing

(a) the period for which payment is made;

(b) the numbers of tasks completed or hours worked;

(c) the worker's earnings;

(d) any money deducted from the payment;

(e) the actual amount paid to the worker.

9.9.9 If the worker is paid in cash or by cheque, this information must be recorded on the envelope and the worker must acknowledge receipt of payment by signing for it.

9.9.10 If a worker's employment is terminated, the employer must pay all monies owing to that worker within one month of the termination of employment.

## **9.10. Inclement weather**

If no work has begun on site, and if an employee has reported for work, the employee will be paid for four hours. Should work be stopped after the first four hours, the employee will be paid for the hours worked. Where the employer has

given employees notice on the previous working day that no work will be available due to inclement weather, then no payment will be made.

### **9.11. Deductions**

9.11.1 An employer may not deduct money from a worker's payment unless the deduction is required in terms of a law.

9.11.2 An employer must deduct and pay to the SA Revenue Services any income tax that the worker is required to pay.

9.11.3 An employer who deducts money from a worker's pay for payment to another person must pay the money to that person within the time period and other requirements specified in the agreement of Law; court order or arbitration

9.11.4 It is the responsibility of the employers to arrange for all persons employed on a Project to be covered in terms of the Unemployment Insurance Fund Contributions Act, 2002 (Act No. 4 of 2002)

9.11.5 An employer may not require or allow a worker to

(a) repay any payment except an overpayment previously made by the employer by mistake;

(b) state that the worker received a greater amount of money than the employer actually paid to the worker; or

(c) pay the employer or any other person for having been employed.

### **9.12. Health and Safety**

9.12.1 Employers must take all reasonable steps to ensure that the working environment is healthy and safe.

9.12.2 A worker must

(a) work in a way that does not endanger his/her health and safety or that of any other person;

(b) obey any health and safety instruction;

(c) use any personal protective equipment or clothing issued by the employer;

(d) report any accident, near-miss incident or dangerous behaviour by another person to their employer or manager.

### **9.13. Compensation for Injuries and Diseases**



9.13.1 It is the responsibility of the employers to arrange for all persons employed on a Project to be covered in terms of the Compensation for Occupational Injuries and Diseases Act, 130 of 1993 as amended by COIDA Act 61, 1997.

9.13.2 A worker must report any work-related injury or occupational disease to their employer or manager.

9.13.3 The employer must report the accident or disease to the Compensation Commissioner.

9.13.4 An employer must pay a worker who is unable to work because of an injury caused by an accident at work 75% of their earnings for up to three months. The employer will be refunded this amount by the Compensation Commissioner. This does NOT apply to injuries caused by accidents outside the workplace such as road accidents or accidents at home.

#### **9.14. Termination**

9.14.1 The employer may terminate the employment of a worker for good cause after following a fair procedure.

9.14.2 A worker will not receive severance pay on termination.

9.14.3 A worker is not required to give notice to terminate employment. However, a worker who wishes to resign should advise the employer in advance to allow the employer to find a replacement.

9.14.4 A worker **who is absent for more than three consecutive days** without informing the employer of an intention to return to work will have terminated the contract. However, the worker may be re-engaged if a position becomes available.

9.14.5 A worker who does not attend required training events, without good reason, will have terminated the contract. However, the worker may be re-engaged if a position becomes available.

Notice procedure is as follows

- One week if employed for four weeks or less
- Two weeks if employed for more than four weeks but not more than a year
- Four weeks if employed for one (1) year or more

#### **9.15. Certificate of Service**

9.15.1 On termination of employment, a worker is entitled to a certificate stating

(a) the worker's full name;

(b) the name and address of the employer;

(c) the Project on which the worker worked; the work performed by the worker;

- (e) any training received by the worker;
- (f) the period for which the worker worked on the Project; and
- (g) any other information agreed on by the employer and worker.

**9.16. DOMICILE**

The address to which notices and all legal documents may be delivered or served are as follows:

**Employee Details**

**Name & Surname:**.....

**ID No:**.....

**Residential Address:**.....

.....

**Contact No:**.....

**Date of Employment:**.....

**To be supervised by Main Contractor..... or Sub Contractor:.....**

**Category of employment: Skilled..... Semi-skilled..... Unskilled.....**

**For Skilled & Semi-skilled state the trade:.....**

**Period of employment: *Fixed for until when your services are still required on site***

***I confirm that I have been inducted and fully understand the condition of my appointment***

**Employee Signature:**.....

**Witness by SGB/CLO:**.....

**Signature by Witness:**.....

**Employer Details**

**Name & Surname:**.....

**Designation:**.....

**Contact No:**.....

**Signature:**.....



### The Attendance Register for on-site Workers

Reporting month: \_\_\_\_\_

Cell No: \_\_\_\_\_

Project Name: \_\_\_\_\_

WIMS no: \_\_\_\_\_

Surname: \_\_\_\_\_

First Name: \_\_\_\_\_

IDENTITY NUMBER:

--	--	--	--	--	--	--	--	--	--	--	--	--	--

Day	Date	Time In	Signature	Time Out	Signature	Report On Any Formal Training Provided In The Reporting Month
<b>WEEK 1</b>						
MONDAY						
TUESDAY						
WEDNESDAY						
THURSDAY						
FRIDAY						
<b>WEEK 2</b>						
MONDAY						
TUESDAY						
WEDNESDAY						
THURSDAY						
FRIDAY						
<b>WEEK 3</b>						
MONDAY						
TUESDAY						
WEDNESDAY						
THURSDAY						
FRIDAY						
<b>WEEK 4</b>						
MONDAY						
TUESDAY						
WEDNESDAY						
THURSDAY						
FRIDAY						
<b>WEEK 5</b>						
MONDAY						
TUESDAY						
WEDNESDAY						
THURSDAY						
FRIDAY						
<b>Total Days worked</b>						



**KZN Department of Public Works**  
**EPWP Acknowledgement of**  
**receipt of Payment**



**EXPANDED PUBLIC WORKS PROGRAMME**  
**CREATING OPPORTUNITIES TOWARDS HUMAN FULFILMENT**

**ACKNOWLEDGEMENT OF RECEIPT OF PAYMENT OF SALARIES BY WORKERS**

Name of Contractor: \_\_\_\_\_

Name of Project: \_\_\_\_\_

WIMS No: \_\_\_\_\_

Reporting month: \_\_\_\_\_

No	Name	Surname	Identity Number	Job designation	Days Worked	Training Days	Daily Wage Rate	Total paid to employee	Employee Signature
1									
2									
3									
4									
5									
6									
7									
8									
9									
10									
11									
12									
13									
14									
15									
<b>Total</b>									

PREPARED BY: NAME & SURNAME..... SIGNATURE ..... DATE ..... CONTACT No.....  
 DESIGNATION:.....





Reference No
Profile ID
Project Name
<b>Project Details</b>
Project Name
Project Reference Number
Project description
Project Start Date
Project End Date
Estimated Budget
<b>Project Location</b>
Province
District/Metro Municipality
Local Municipality/Metro Region
Latitude (in decimal format)
Longitude (in decimal format)
<b>Public Body Details</b>
Public body sphere
Reporting public body that is the project owner (and will report on the project)
Implementing public body type
Public body that will implement the project
IDP reference number allocated to the project
<b>EPWP Details</b>

<b>EPWP Sector</b>
<b>EPWP Program</b>
<b>EPWP Sub programme</b>
<b>Budget Amount</b>
April 2014/March 2015
April 2015/March 2016
<b>Total Budget Amount</b>
<b>Wages</b>
<b>UIF</b>
<b>COIDA</b>
<b>Training</b>
<b>Administration</b>
<b>Equipment and materials</b>
<b>Other</b>
<b>Describe other</b>
<b>Outputs and Training</b>
<b>Output</b>
<b>Description</b>
<b>Target Quantity</b>
<b>Number of persons to be trained</b>
<b>Contact person</b>
<b>Title</b>
<b>Initials</b>

<b>First Name</b>
<b>Surname</b>
<b>Email</b>
<b>Tel (Office)</b>
<b>Fax Number</b>
<b>Cell Number</b>
<b>Physical Address 1</b>
<b>Physical Address 2</b>
<b>Physical Address 3</b>
<b>Physical Address 4</b>
<b>Postal Address 1</b>
<b>Postal Address 2</b>
<b>Postal Address 3</b>
<b>Postal Address 4</b>
























**KZN PUBLIC WORKS**  
Monthly Data collection form

Name of Contractor: \_\_\_\_\_ WIMS No: \_\_\_\_\_ Project location name (area): \_\_\_\_\_  
 Name of Project: \_\_\_\_\_ Reporting month: \_\_\_\_\_ Project location (Ward No.): \_\_\_\_\_

NO	First Name	Inifia Surname	Beneficiary Details			Experience/Literacy				Location Details		Household Details													
			ID number	D.O.B	Gender F/M	Disability Y/N	Start Date on the current month.	End Date on the current month.	Total days worked	Are you receiving any Gov grants?	1st Langua age	Other Langua e 1	Other Langua e 2	Educatio Level of See Codes	Highest Level of Education	Address	Ward No.	Cal No.	Nation ality	No. of people in Household	No. of Dependants in Household	No. of Children attending school.			
1																									
2																									
3																									
4																									
5																									
6																									
7																									
8																									
9																									
10																									

\* Education Levels – use the codes (1,2,3) on the excel spreadsheet

- o (1) Unknown
- o (2) No Schooling
- o (3) Grade 1-3 (Sub A – Std 1)
- o (4) Grade 4 (Std 2) ABET 1
- o (5) Grade 5-6 (Std 3-4) ABET 2
- o (6) Grade 7-8 (Std 5-6) ABET 3
- o (7) Grade 9 (Std 7) ABET 4
- o (8) Grade 10-11 (Std 8-9)
- o (9) Grade 12 (Std 10)
- o (10) Post Matric

Contractor sign: \_\_\_\_\_ EPWP Official sign: \_\_\_\_\_  
 Designation: \_\_\_\_\_ Designation: \_\_\_\_\_  
 Date: \_\_\_\_\_ Date: \_\_\_\_\_  
 Contact no: \_\_\_\_\_ Contact no: \_\_\_\_\_

**KZN PUBLIC WORKS**  
**Worker payment capture form**



Name of Contractor: \_\_\_\_\_ WIMS No: \_\_\_\_\_  
 Name of Project: \_\_\_\_\_ Reporting month: \_\_\_\_\_

Payment Upload												
No.	First Name	Initials	Surname	Identity No.	D.O.B	Daily Wage Rate	Total Paid Days	Total Amount Paid	Total days Worked	Training Days Paid	Training Days Not	Total Training
1												
2												
3												
4												
5												
6												
7												
8												
9												
10												

Contractor sign: \_\_\_\_\_ DPW Official sign: \_\_\_\_\_  
 Designation: \_\_\_\_\_ Designation: \_\_\_\_\_  
 Date: \_\_\_\_\_ Date: \_\_\_\_\_  
 Contact no: \_\_\_\_\_ Contact no: \_\_\_\_\_

EPWP Official sign: \_\_\_\_\_  
 Designation: \_\_\_\_\_  
 Date: \_\_\_\_\_  
 Contact no: \_\_\_\_\_

**KZN PUBLIC WORKS**  
Worker Training capture form



Name of Contractor: \_\_\_\_\_  
 Name of Project: \_\_\_\_\_  
 WIMS No: \_\_\_\_\_  
 Reporting month: \_\_\_\_\_

Training											
No	Name	Surname	ID No.	Course Name	was training Accredited or Non - accredited by a relevant SETA	Start date on current month	End date on current month	Number of Training Days	Cost per trainee	Is training complete or on going	Name of Training Provider
1											
2											
3											
4											
5											
6											
7											
8											
9											
10											
11											
12											
13											
14											
15											

Contractor sign: \_\_\_\_\_  
 Designation: \_\_\_\_\_  
 Date: \_\_\_\_\_  
 Contact no: \_\_\_\_\_

DPW Official sign: \_\_\_\_\_  
 Designation: \_\_\_\_\_  
 Date: \_\_\_\_\_  
 Contact no: \_\_\_\_\_

EPWP Official sign: \_\_\_\_\_  
 Designation: \_\_\_\_\_  
 Date: \_\_\_\_\_  
 Contact no: \_\_\_\_\_

## Location

<b>Locality Name</b>
<b>Municipality</b>
<b>Subplace</b>
<b>Ward</b>
<b>Government Facility</b>
<b>Latitude</b>
<b>Longitude</b>
<b>Physical Address/Location</b>