

IPAT

Infant Position Assessment Tool

Introduction

The Infant Position Assessment Tool (IPAT) is a six-item tool with cumulative scores ranging from 0 to 12. It was developed as a teaching tool to standardize developmentally supportive positioning practices in the NICU and provides a method for evaluation of those positioning practices. Content validity of the IPAT is based on research evidence and opinions from both clinical experts and researchers in developmental care.

How to use the tool (A, B, Cs)

- A) The new user can review the various body part indicators and view least favorable to most favorable infant positions across each body part domain.
- B) Once this baseline information is assimilated by the clinician s/he is ready to provide consistent developmentally supportive positioning. Using the tool as a reference, the clinician can position the infant optimally to promote musculo-skeletal development, comfort and sleep.
- C) The tool is also used to assess the infant's position and repositioning needs prior to engaging in a caregiving interaction. Spontaneous movement is a natural phenomenon for infants; however, in the absence of therapeutic positioning supports, these spontaneous movements may leave the infant 'stranded' in a suboptimal position. Completing an IPAT with each caregiving exchange enables the developmentally supportive clinician to identify infant movements that may benefit from positioning supports as well as ensure that the infant is repositioned appropriately to promote comfort, sleep and musculoskeletal development.

IPAT scores

An optimal IPAT score ranges between 10 to 12 points. There are several circumstances that may impede your ability to provide that degree of optimal positioning (e.g., infants with various venous or arterial access needs, drains, surgical sites, etc.), which is why it is so important to document the variance in your ability to provide optimal positioning for each infant.

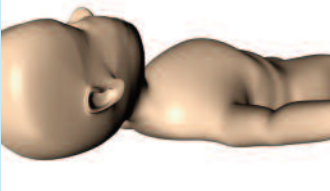



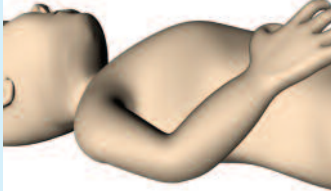








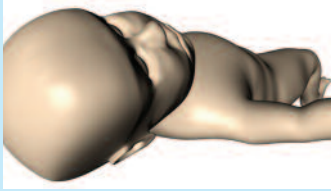




In general, scores less than 8 indicate that the infant is in need of positioning support that offers containment, promotes flexion and ensures proper body alignment.

PHILIPS

Children's  Medical Ventures

Patient's name: _____ Corrected gestational age: _____

Clinician's name: _____ Date/time of assessment: _____

Indicator	0	1	2	Score
Shoulders				
	Shoulders retracted	Shoulders flat/in neutral	Shoulders softly rounded	
Hands				
	Hands away from the body	Hands touching torso	Hands touching face	
Hips				
	Hips abducted, externally rotated	Hips extended	Hips aligned and softly flexed	
Knees, ankles, feet				
	Knees extended, ankles and feet externally rotated	Knees, ankles, feet extended	Knees, ankles, feet are aligned and softly flexed	
Head				
	Rotated laterally (L or R) greater than 45° from midline	Rotated laterally (L or R) 45° from midline	Positioned midline to less than 45° from midline (L or R)	
Neck				
	Neck hyperextended, flexed	Neck neutral	Neck neutral, head slightly flexed forward 10°	
Ideal cumulative score = 10-12				Total score